


# MIDMARK SYNTHESIS® VS. LOCAL MILLWORK


Veterinary clinics are specialized treatment facilities with needs that are profession and practice specific. Unlike Midmark Synthesis® Cabinetry, local millwork is basic in design, and oftentimes, the builder lacks the expertise necessary to provide important functional features. Typical materials are not different than what is used in kitchen-grade cabinets; not durable enough to perform well in a patient care environment. Understanding the difference in construction is very important.



# BASE MATERIAL

A good cabinet base should be strong enough to provide sufficient support to the cabinet and be made from painted or stainless steel. Basic plywood or particle board bases with laminate covering can delaminate and swell over time. The base should incorporate adjustable levelers to align cabinets on uneven floors. Wood shims should be limited in use as they can deteriorate, providing insufficient support.

## SYNTHESIS CABINETRY



- Thermofoil over electrostatic, powder-coated painted steel (woodgrain and metallic colors)
- Electrostatic, powder-coated painted steel (solid colors)
- Integrated adjustable levelers

## LOCAL MILLWORK



- Basic plywood or particle board covered with laminate
- Wood shims used for leveling

# CABINET FRAME

The frame needs to be strong and durable to withstand the demands of the patient care environment. Since it will encase many components, it must be built with stability. A modular design allows for future integration of new storage options. Multiple configurations should be offered to meet specific design requirements.

## SYNTHESIS CABINETRY



- 18-gauge cold rolled steel
- Modular design

## LOCAL MILLWORK



- Often made from 1/2" to 5/8" low-density particle board or various types of plywood
- Basic or limited designs

# PANEL SUBSTRATES

The substrate is the core material of a cabinet's paneling. Higher density boards, such as industrial-grade particle board or medium density fiberboard, are recommended because of their minimal shrinkage/expansion properties. Lower density boards are much less stable and are more prone to warping. When veneered, plywood is not recommended because humidity can cause this cross-ply material to shrink and expand in various directions, resulting in separation of the core from the finish.

## SYNTHESIS CABINETRY



- Medium-density fiberboard
- 3/4" panels

## LOCAL MILLWORK



- Low-density particle board
- Various types of plywood

# FINISHES

All exposed surfaces must be covered and sealed to prevent damage from moisture common in the veterinary environment. Factory pre-applied, thermally fused melamine, high-pressure laminate and thermofoil (vinyl) offer the best resistance to wear, staining and moisture. Paints and varnishes are not recommended because they will not stand up to the cleaning agents and disinfectants used in a veterinary clinic.

## SYNTHESIS CABINETRY



- PVC thermofoil (woodgrain and metallic colors)
- PVC thermofoil and electrostatic, powder-coated paint (solid colors)

## LOCAL MILLWORK



- High-pressure laminate
  - Do not always follow proper application methods
  - Use low grade substrate material
- Inadequate edgebanding methods
- Varnished, painted or left unfinished

# EDGE TREATMENTS

There is no need for edge treatments when using a membrane-pressed thermofoil finish because the material is completely wrapped around the edges of the cabinet panel. However, when using a high-pressure laminate or thermally fused melamine finish, an edge treatment is necessary to completely seal the panel corners from moisture. Acceptable treatments are 2 or 3 mm PVC edgebanding. Keep in mind, all these materials require adequate equipment for application. Beware of square-edged laminate stripping because it can produce sharp, dangerous corners and, when applied with contact adhesive, it can delaminate over time.

## SYNTHESIS CABINETRY



- Membrane-pressed thermofoil

## LOCAL MILLWORK



- Square edge strips
- 2 mm edgebanding

# TYPES OF ASSEMBLY

There are four methods for assembling cabinetry: glue dowel, mechanical, knock down and staple fasteners. Glue dowel, mechanical and knock down fasteners are the best assembly methods because they create strong, durable joints. Staple fasteners are unacceptable because the joints are weak and the staples are exposed.

## SYNTHESIS CABINETRY



- Mechanical fasteners (screws, pop rivets) and Tog-L-Loc® sheet metal joining system

## LOCAL MILLWORK



- Frequently uses staple fasteners

# HINGES


Quality steel hinges should provide optimum support and adjustment. Concealed hinge mounting allows for easy cleaning. Soft-close hinges will help to reduce noise levels and patient stress.

## SYNTHESIS CABINETRY



- Quality, adjustable, concealed steel hinges
- Secured to steel foundation
- Soft-close feature is standard

## LOCAL MILLWORK



- Kitchen-grade hinges (less durable)
- Soft-close hinges may only be offered as an optional upgrade



# DRAWERS

For the veterinary environment, the best option is strong, seamless drawers that can contain spills and be easily cleaned. The next best option is metal-sided drawers with a wood bottom and the back covered with factory, pre-applied, high-pressure laminate or thermally fused melamine. Unfinished or varnished drawers are unacceptable in these types of environments.

## SYNTHESIS CABINETRY



- Seamless, polystyrene drawers

## LOCAL MILLWORK



- Inside drawers are often varnished, painted or left unfinished

# DRAWER SLIDES

The best choice is a ball bearing type slide with full extension. Drawer systems must be durable to withstand the high usage demands of a veterinary facility and support the weight of heavy equipment and supplies. Soft-close slides will help to reduce noise levels and patient stress.

## SYNTHESIS CABINETRY



- Full extension ball bearing drawer system
- Secured to steel foundation
- Soft-close feature is standard

## LOCAL MILLWORK



- Typically use a single, undermounted runner (monorail slide) or slides common in kitchens (less durable)

# HANDLES


The best asepsis option for handles are seamless, integrated handles or high-grade, non-corroding metals like brushed nickel or stainless steel for easy cleaning and disinfecting. Handles made of plastic or aluminum may stain or oxidize over time.

## SYNTHESIS CABINETRY



- Integrated and insert handle option
- Brushed nickel pull options
- Antimicrobial option

## LOCAL MILLWORK



- Most use "C" style pulls made of plastic or aluminum

BETTER  
CARE  
DOESN'T  
HAPPEN BY  
CHANCE.  
IT HAPPENS  
BY DESIGN.



### DESIGN SUPPORT

Remodeling or building a new practice can be overwhelming. Midmark in-house design experts can assist with your project. Using their deep knowledge of the veterinary workspace and keen eye for style, they will help create the right look and layout of your dream clinic.

One size does not fit all. With a variety of designs, sizes and styles available in the Synthesis® cabinetry line we can help you create an attractive space that is functional and built to withstand the rigors of the clinical environment now and into the future.



### WARRANTY AND SERVICE SUPPORT

We stand by the quality and reliability of the Synthesis Cabinetry line. That is why we offer a standard **FIVE YEAR** limited warranty for purchases made through an authorized Midmark dealer. In addition to our warranty, Midmark has a large team of expert customer experience and technical support representatives that will assist you with any product questions regarding installation and service.

*NOTE: Fabrication of local cabinets may vary. However, materials depicted are typical of local millwork cabinetry.*



► *Let Us Help Design Your Clinic*

# RESOURCES



## HOW IT'S CREATED

If you can't come to us, we'll come to you. Check out our video on how Synthesis® cabinetry is made. See the quality and craftsmanship that go into each and every cabinet we produce.

[midmark.com/AHSynthesis](https://midmark.com/AHSynthesis)



## WEBSITE

Visit [midmark.com](https://midmark.com) to see more cabinetry designs that are built to withstand the rigorous demands of a busy veterinary practice.

[midmark.com/animal-health](https://midmark.com/animal-health)



Designing better care.™