



MEDICAL

# Synthesis® Cabinetry

# Table of Contents

06

## **EXPERTISE**

Let us use our clinical experience to help you design better care environments.

08

## **MEDICAL DESIGN**

Maximize space, optimize workflow and meet the diverse and evolving needs of the healthcare environment.

10

## **INFECTION PREVENTION**

12

## **SPACE OPTIMIZATION + WORKFLOW**

14

## **ACCESSIBILITY**

16

## **ERGONOMIC REACH + VISIBILITY**

18

## **SUPPLY ACCESS + ORGANIZATION**

20

## **DURABILITY + LONGEVITY**

22

## **ARCHITECTURAL RESOURCES**

Planning and design made easier with the architectural resources you need right at your fingertips.

26

## **DESIGN OPTIONS**

Use color to create a space that feels less clinical and is more soothing and inviting.

28

## **OPTIONS + ACCESSORIES**


Options and accessories help you create a highly functional and stylish space.



Patient care is  
complex. Designing  
for the healthcare  
space doesn't have  
to be.



At Midmark, we believe that better care starts with a better designed care environment. With over 50 years of experience in the clinical space, we understand how design can bring people, technology and workflow together to create better healthcare experiences.





# Let's design a better medical environment.



Creating more value in the clinical space requires a better understanding of the clinical environment and its key processes. At Midmark, we use our experience at the point of care and apply it to the design and layout of the care environment. Because regardless of the diverse needs of each facility, the objective remains the same—safe, effective and comforting patient care.

Synthesis® Cabinetry by Midmark is designed specifically for the clinical environment to help enhance workflow, ergonomics, technology integration and infection prevention at the point of care.



PROCEDURE ROOM



EXAM ROOM



BREAKROOM



LAB



NURSE STATION



PATIENT ROOM



Medical Design



# Designing a safer healthcare experience

We know that infection prevention is a top priority. That's why we designed the Synthesis® Cabinetry Collection by Midmark with options, such as wall-hung cabinetry, that can complement your organization's infection prevention process. And the steel-on-steel construction helps ensure your cabinetry will stand the test of time even through rigorous cleaning and disinfection.



## ANTIMICROBIAL PULLS + COUNTERTOPS

EPA-registered, antimicrobial pulls and biocidal surfaces can complement infection prevention measures.

*EPA registration numbers 85353-2 for pulls and 84542-7 for surfaces.*



## COVERED GLIDES

The aseptic, sealed drawer glide design helps simplify cleaning, disinfection and maintenance.



## SEAMLESS THERMOFOIL PANELS

Seamless panels are designed to resist spills, chemical degradation and delamination.



## SEAMLESS POLYSTYRENE DRAWERS

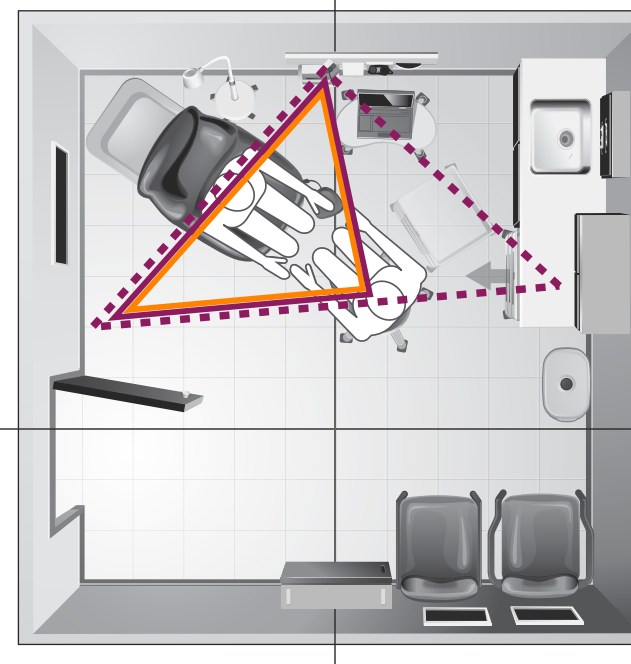
Rounded corners and one-piece construction help contain spills and can be easily cleaned.

# Optimize the space you have. Improve clinical workflow.

In a perfect world, we'd always have just the right amount of space to accommodate all of our needs. In the real world, we have to make do with the space we have. At Midmark, we see this as more of an opportunity than a challenge. We've taken a two-fold approach to space optimization with flexible designs that maximize floor space and help improve the clinical workflow.

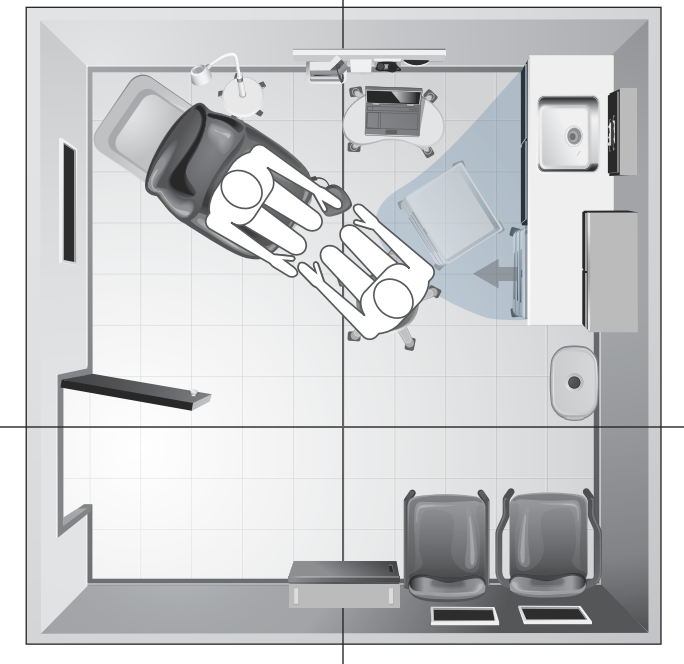


## EFFICIENT CARE ZONE



With the patient seated on the height-adjustable exam chair throughout the visit, there is no delay due to transfer or repositioning. Flexibility and proximity help increase the efficiency of the caregiver, reducing the need to move away from the patient to retrieve instruments and/or supplies.

## SUPPLY PROXIMITY



A mobile supply cabinet with well-organized drawers can be retrieved from a dock in the adjacent cabinet to be in close proximity to the care zone. The supply cart can also serve as an additional work surface, positioned left or right of the caregiver. This allows caregivers to remain in the care zone throughout the visit to maximize face time with the patient.

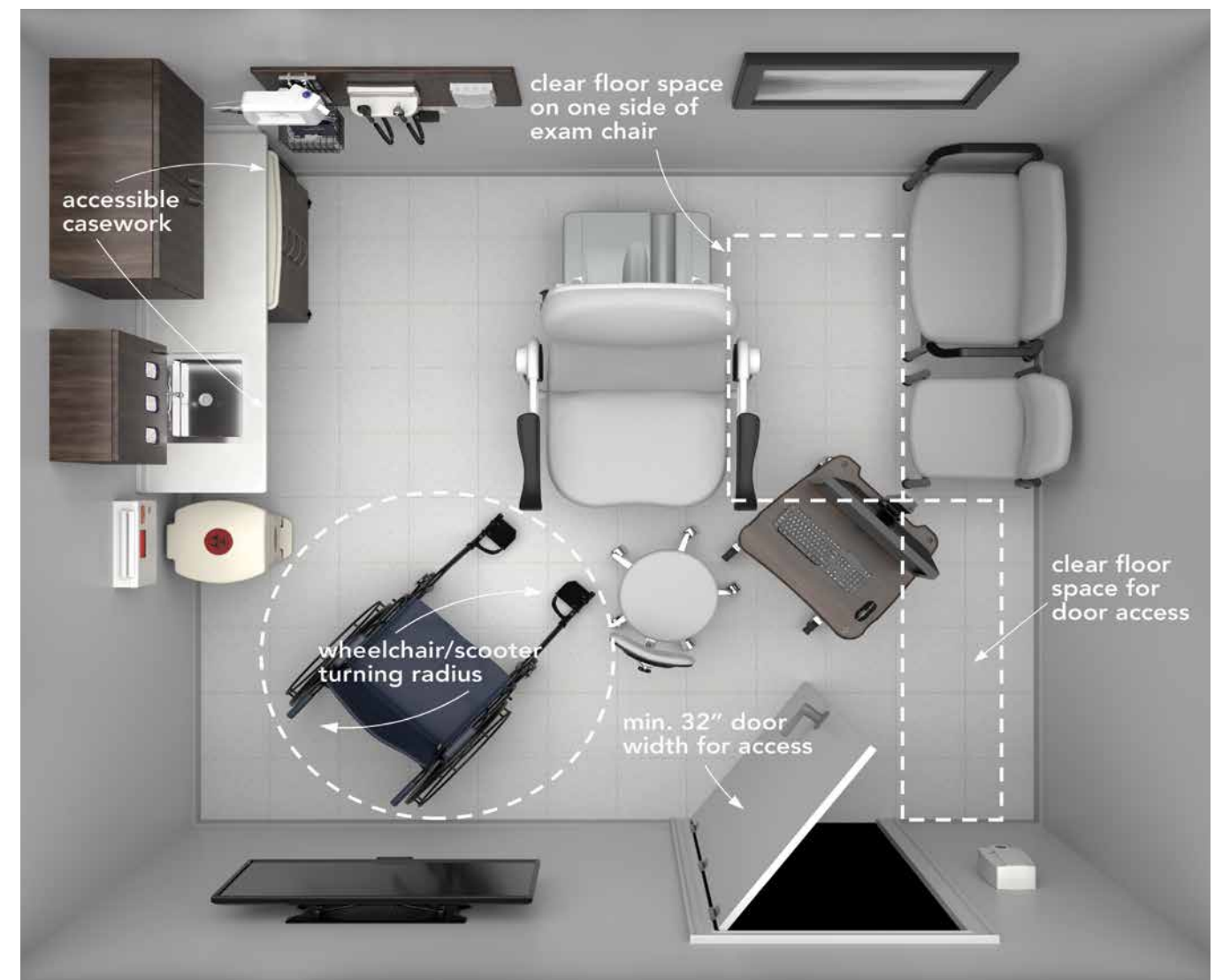


# Designing for accessibility



**SINCE THE INCEPTION OF THE AMERICANS WITH DISABILITIES ACT (ADA), ACCESSIBILITY HAS BECOME A LEGAL REQUIREMENT.**

Accessible design is also instrumental in providing a better healthcare experience to all patients regardless of disability or other limitations. When designing for the clinical space, the size of room and equipment as well as the types of mobility devices used by patients and staff must be taken into consideration.



**01 FRONT-APPROACH SINKS**  
ADA-compliant, front-approach sink units help accommodate patient and provider needs, regardless of mobility limitations or devices.

**02 LOWER COUNTERTOPS**  
Lower countertops with clearance underneath can improve forward reach, allowing patients and staff using mobility devices to access items on the counter surface.

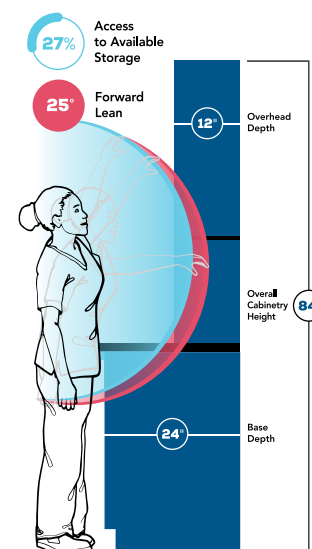
**03 GLOVE, CUP + TOWEL DISPENSER**  
Store often-used products out of the way and off of countertops yet still within reach of the sink.



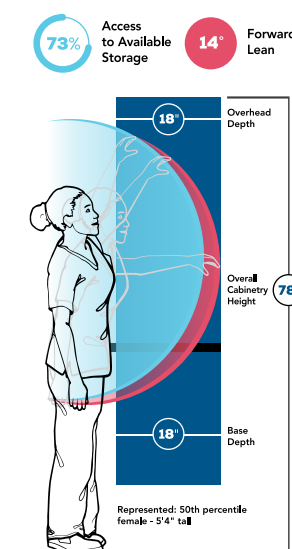
# Design your space for the people who use it.

Although 76% of healthcare workers in the US are women<sup>2</sup>, most of the cabinetry and storage they interact with in the clinical space was not designed for them. Synthesis Wall-Hung Cabinetry can help create a unique workspace that adapts to clinical staff—not a space that staff has to adapt to.

Standard Cabinet Configuration



Tall Hanging Cabinet Configuration



- 01 Easily assess supplies at a glance for access or restocking
- 02 More access to available storage without having to lean
- 03 Reduce the need to bend when accessing lower items

## Improve ergonomic reach + visibility

Clinical work is demanding and can be physically strenuous. In fact, one out of five of all injuries reported in the US is healthcare related. And healthcare workers are almost three times as likely to suffer from work-related injuries than construction workers.<sup>1</sup> Your cabinetry and storage can contribute to bodily stress and strain. That's why we designed Synthesis® Wall-Hung Cabinetry to improve ergonomic reach and visibility while reducing the risk of stress and strain injuries.



\*The model shown above falls within the 50<sup>th</sup> percentile female height.



# Efficient, organized storage

Synthesis® Wall-Hung Cabinetry offers multiple configurations that are designed to significantly increase ergonomic storage and decrease non-ergonomic storage for a leaner, more efficient clinical workflow.

When it comes to storage, you cannot reach what you cannot see. Supplies stored toward the rear of traditional shelving can be obstructed by adjacent shelves. We use gravity-fed, angled flow shelving to improve visibility and access to supplies, even for items stored toward the back of the cabinet.

## Better access to supplies

Optional storage accessories can enhance supply storage and organization, helping improve access to supplies and efficiency of care delivery. We offer storage bins for use with our angled flow shelving. The bins can be stacked when used with lay-on lids or used within 4-inch drawers. A drawer organizer is also available for improved organization.



**GLOVE, CUP + TOWEL DISPENSER**  
Efficiently organize and store products up and out of the way.



# Durable design to stand the test of time

## 01 STEEL-ON-STEEL CONSTRUCTION


Hardware failure typically happens when the substrate in which the hardware is fastened to fails. Because Midmark uses a steel-on-steel design vs. steel to wood commonly used in millwork, our slide attachments **(A)** are designed to be stronger, giving our slides more withdrawal strength. Hinges stress the substrate even more, so we added rivet nuts to strengthen the door attachment points **(B)**.

## 02 SEAMLESS THERMOFOIL PANELS

Seamless panels are designed to resist spills, chemical degradation and delamination unlike common millwork products.

## 03 TOE KICK

A 4.25" tall toe kick allows physician seating to roll underneath cabinet doors and drawers while preventing damage to the cabinetry.



## CONFIGURE YOUR SPACE THE WAY YOU WANT IT, AS MANY TIMES AS YOU'D LIKE

In a rapidly evolving healthcare environment, one thing is constant—change. For this reason, you need the flexibility to recreate the clinical space within the four walls of the exam or procedure room. Synthesis® Cabinetry is designed with flexibility in mind, accommodating the changing needs of the medical space whether moving from one facility to another or renovating the space you have.



These images show just a few examples of how Synthesis Cabinetry can be reconfigured to accommodate the changing needs of your facility.



# Architectural Resources + Design Options





# Planning + design considerations

We can help make the planning and design of your space easier with the architectural resources you need right at your fingertips. You will find Revit files, technical drawings, approval numbers, dimensions, guidelines and more. Visit our Design Center at: [midmark.com/medical/design-center](http://midmark.com/medical/design-center)



# Designing a healthy environment together.

**Our unique product attributes have been designed to assist you in obtaining credits within the LEED® family of rating systems.** We choose to be proactive because we know that LEED contributes to healthy environments through improved air quality and we want to be your partner in the facilitation of a better working environment. Midmark cabinetry can contribute to specifier strategies and LEED credits that can impact building certification including water efficiency, construction waste management, material reuse, recycled content, local/regional materials and low-emitting materials. Please see the comprehensive list of credits below.

## LEED Credits

BUILDING DESIGN + CONSTRUCTION: HEALTHCARE V4, V4.1		LEED POINTS	LEED POINTS
WE Water Use Reduction 25%	1	WE Water Use Reduction 50%	6
WE Water Use Reduction 30%	2	MR Construction Waste Management 50%	1
WE Water Use Reduction 35%	3	MR Materials Reuse 30%	1
WE Water Use Reduction 40%	4	MR Materials Reuse 40%	2
WE Water Use Reduction 45%	5	EQ Low-Emitting Materials	Up to 3
INTERIOR DESIGN + CONSTRUCTION: COMMERCIAL INTERIORS V4, V4.1			
WE Water Use Reduction 25%	2	MR Construction Waste Management:	1
WE Water Use Reduction 30%	4	Diversion 50%	
WE Water Use Reduction 35%	6	MR Construction Waste Management:	Up to 2
WE Water Use Reduction 40%	8	Waste Prevention	
WE Water Use Reduction 45%	10	MR Furniture + Furnishings Reuse 30%	1
WE Water Use Reduction 50%	12	MR 50% of Materials are reusable or recyclable	1
OPERATIONS + MAINTENANCE: EXISTING BUILDINGS V4, V4.1			
WE Water Use Reduction 10%	1	WE Water Use Reduction 25%	4
WE Water Use Reduction 15%	2	WE Water Use Reduction 30%	5
WE Water Use Reduction 20%	3	Solid Waste Management	2

# Choose a style that complements your unique brand.

The Synthesis® Cabinetry Collection by Midmark includes many styling options including colors, finishes and other elements designed to allow you to put your unique signature on a space, whether one room or a network of facilities, for a consistent brand perception.



## PANEL STYLES



Serenity



Renew



Cove



Transcend

Pinnacle



Arc



Styling options  
to create a unique  
look and feel

## HANDLE STYLES



Bent



Bent Antimicrobial



Edge

























Flare



# Distinguish your space with color.

Color is an important part of establishing your distinct brand. It's more than visual appeal. Color can transform your space into something you won't just see, but you will feel. Although there is no direct link between specific colors and health outcomes, colors can influence how patients experience the space. Soothing tones and textures can aid in creating an environment that feels less clinical and more inviting.

## COLOR OPTIONS

	Dune 794
	Flax 795
	Nest 796
	Path 798
	Brazilwood 874
	Hewn 797
	Radiance 800
	Acorn 459
	Henna 803
	Sediment 799
	Earth 487
	Timber 801
	Storm 802
	Earthen Bronze 806
	Flat Iron 807
	Venus Silver 804
	Pearl Essence 805
	Fawn 490
	Whisper 649
	Pebble Grey 216
	Pebble Grey PVC Free 793
	Frost 791

To see a variety of countertop selections, please visit: [midmark.com/synthesis](https://midmark.com/synthesis)

The color examples shown are the best representation of the original material. Actual color may vary slightly. We strongly recommend that you contact Midmark Customer Experience at 1.800.MIDMARK to request a sample before placing your order.

#### Sources:

1 <https://www.bls.gov/iif/osh0060.pdf>

2 <https://www.census.gov/library/stories/2019/08/your-health-care-in-womens-hands.html>



# Finish your space with options from one, single source.

The Synthesis® Cabinetry Collection by Midmark provides you with a host of options and accessories to choose from—all designed to allow you to create a highly functional and stylish space.

## COUNTERTOPS



Solid Surface



Antimicrobial Solid Surface



Laminate Post Form



Laminate Self Edge

To view countertop selections, visit: [midmark.com/synthesis](https://midmark.com/synthesis)

## SINKS + FAUCETS




Stainless



Solid Surface



Electric Eye



Wrist Blade

## CABINET OPTIONS



Keyed Locks




Tapmaster® Faucet Control



Plexi Doors



Sloping Tops



Casters



Treatment Top Options



Digital Locks



Narcotics Cabinet

## OTHER OPTIONS



LED Lights



Drawer Organizer



Dressing Nook





Designing better care.®



CARB 93129.2 Phase 2 Compliant and TSCA Title VI Compliant

The color examples shown are the best representation of the original material. Actual color may vary slightly. We strongly recommend that you contact Midmark Customer Experience at 1.800.MIDMARK to request a sample before placing your order.

No product can guarantee points. Points are cumulative for all effected materials for a LEED® project. For further information on LEED, please visit the USGBC website: [usgbc.org](http://usgbc.org)  
LEED is a registered trademark of the US Green Building Council.

Midmark is an ISO 13485 and ISO 9001 Certified Company. Certain products are not included. See the complete list at: [midmark.com/ISO](http://midmark.com/ISO)

For more information, contact your Midmark dealer or call: 1.800.MIDMARK

Outside the USA call: 1.937.526.3662 or visit our website: [midmark.com](http://midmark.com)

© 2020 Midmark Corporation, Miamisburg, Ohio USA  
Products subject to improvement changes without notice. Litho in USA.

Tapmaster is a registered trademark of Tapmaster Incorporated Canada

007-10294-00 Rev. D1 (11/22)

