

## Position yourself and your patients for outpatient procedures.

Close to half of all procedures in the US are now performed in the office setting.<sup>1</sup> With advancements in technology, anesthesia and pain management, **it is expected that the number of procedures being performed on an outpatient basis will continue to rise.**<sup>2</sup> Is your facility equipped to handle this migration of care?



**48.3 million**

Number of outpatient procedures performed in the US in 2019<sup>3</sup>

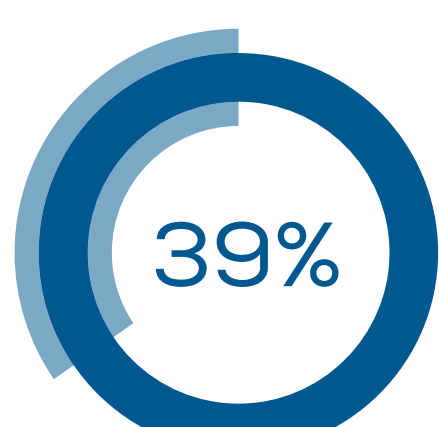
**40%**

Percentage of procedures in the US performed in the office setting<sup>1</sup>

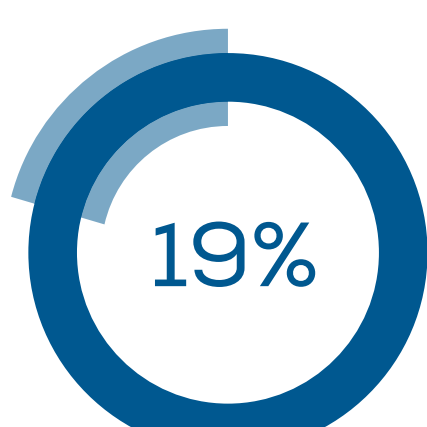
**15%**

Estimated increase in the volume of outpatient procedures by 2028<sup>4</sup>

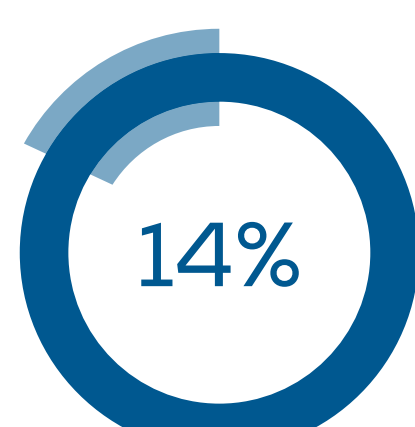
### Not only are procedures shifting, so are your patients.



Percentage of procedures performed on adults aged 45 – 64<sup>3</sup>



Percentage of procedures performed on adults aged 65 – 74<sup>3</sup>



Percentage of procedures performed on adults aged 75 and over<sup>3</sup>

### Procedures can be lengthy for caregivers + patients.



**50.2 minutes**

Median procedure room time per patient encounter<sup>5</sup>



**17.2**

Number of cases per day at a typical ambulatory surgery center<sup>6</sup>

### Better position caregivers + patients for outpatient procedures.

When performing outpatient procedures, it's important to choose a procedure chair that provides clear access to the patient and procedure site. But, have you considered provider ergonomics?

**1 out of 5**

Of all injuries reported in the US is healthcare related.<sup>7</sup>

**3X**

Healthcare workers are almost 3 times as likely to suffer from work-related injuries than construction workers.<sup>7</sup>

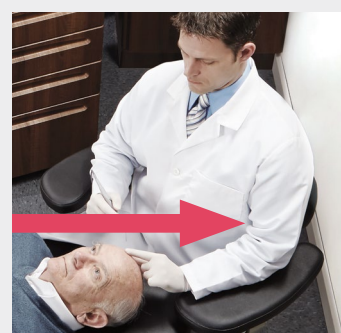
### Midmark can help.

Midmark® procedure chairs are designed with features that help ensure ample access to the patient while maintaining a proper working position whether seated or standing.



- 01 Powered seat and tilt
- 02 Powered back
- 03 Adjustable height from 19" to 40"
- 04 Slim contoured upholstery
- 05 Functional headrest options

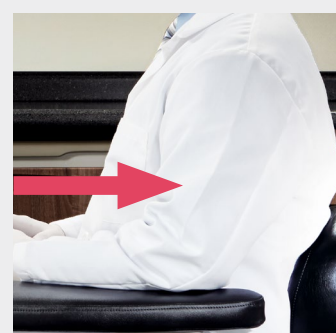
### Caregiver Ergonomics



**Proper Height**  
Work at elbow height with hands straight and in-line with forearms.



**Straight Back**  
Back should be kept straight when seated or standing.



**Relaxed Arms**  
Shoulders and arms should be relaxed with elbows close to the body.

### Patient Positioning



**Lithotomy**  
Position patients for lower-body procedures



**Trendelenburg**  
Widely used as a first-line treatment of acute hypotension and shock



**Elevated Flat**  
Can improve access and visibility to the patient's head, neck and torso



**Barrier-Free Entry**  
Low height of 19 inches allows for better patient access

Sources:

1 Retrieved March 2021 from: <https://decisionresourcesgroup.com/covid19-dashboard/>

2 <https://www.ncbi.nlm.nih.gov/pmc/articles/PMC3527870/>

3 <https://www.cdc.gov/nchs/data/nhsr/nhsr102.pdf>

4 <https://www.globenewswire.com/news-release/2019/10/29/1937251/0/en/U-S-Ambulatory-Surgery-Center-ASC-Market-Report-2019-2025-Top-6-ASC-Chains-Hold-a-Combined-18.8-of-Total-Market-Share-and-Manage-1-300-ASCs.html>

5 ASC Association's Outcomes Monitoring Project 2nd Quarter 2010 Report <https://www.beckersasc.com/lists/100-surgery-center-benchmarks-statistics-to-know.html> - #31

6 <https://www.beckershospitalreview.com/hospital-management-administration/100-things-to-know-about-asc-and-hospital-ambulatory-visits.html> - #55

7 <https://www.bls.gov/iif/osh0060.pdf>



© 2021 Midmark Corporation, Miamisburg, Ohio USA  
MKT003338

**midmark**<sup>®</sup>  
Designing better care.