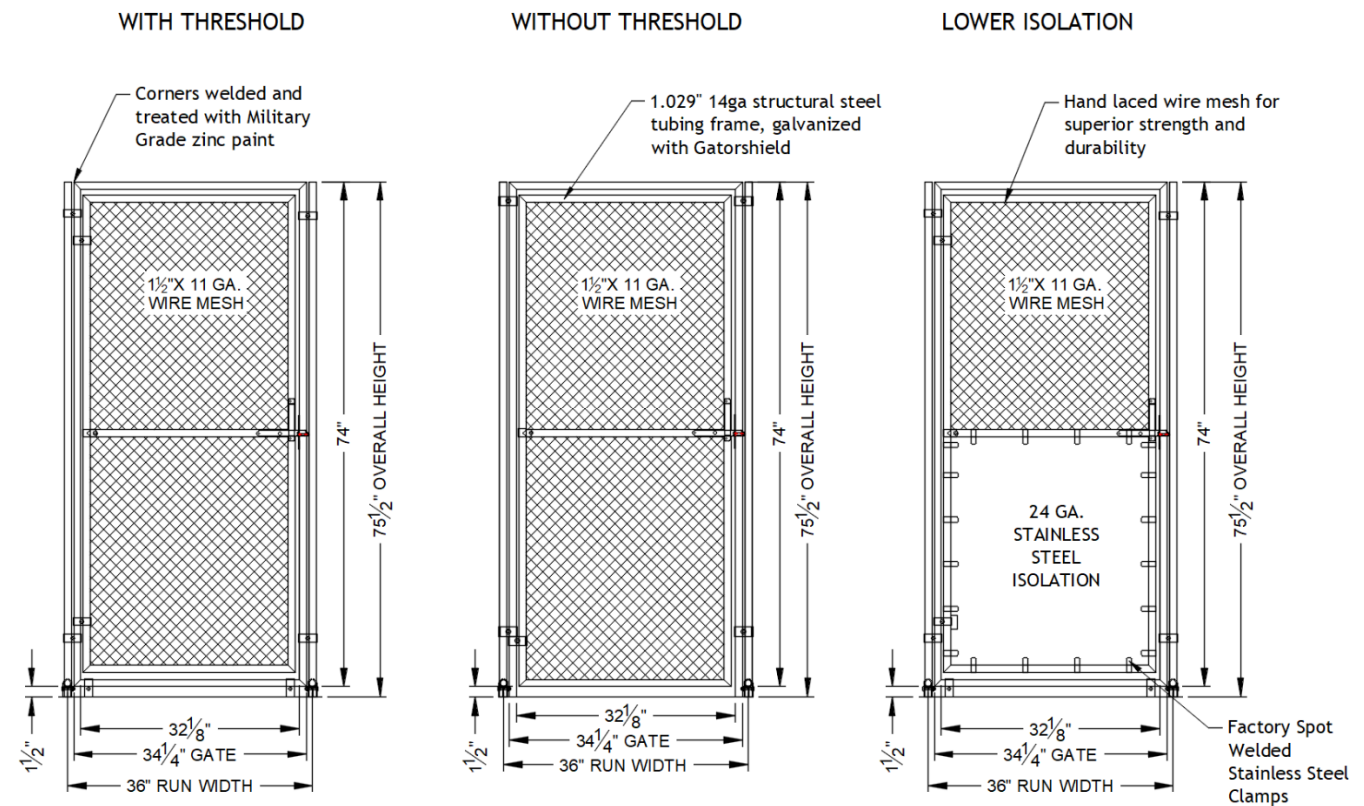


# SPECIFICATIONS CHAIN LINK GATES



## Options:

- Wire Diamond Size Available: 1-1/2" or 2"
- Wire Gauge Available: 9ga. or 11ga.
- Maximum Gate Width: 48" (49-3/4" Run Width) \*\*
- Available with or without Thresholds
- Available with or without Dog Bowl Inserts
- Gate hinges can be located on right or left side
- Stainless Steel Isolation available below the latch bar



\*Gates are measured by Run Width.

\*\*Maximum width may be further limited for some wire gauge and diamond size combinations.

## NOTE:

All dimensions  
are  $\pm 1/8"$

# SPECIFICATIONS

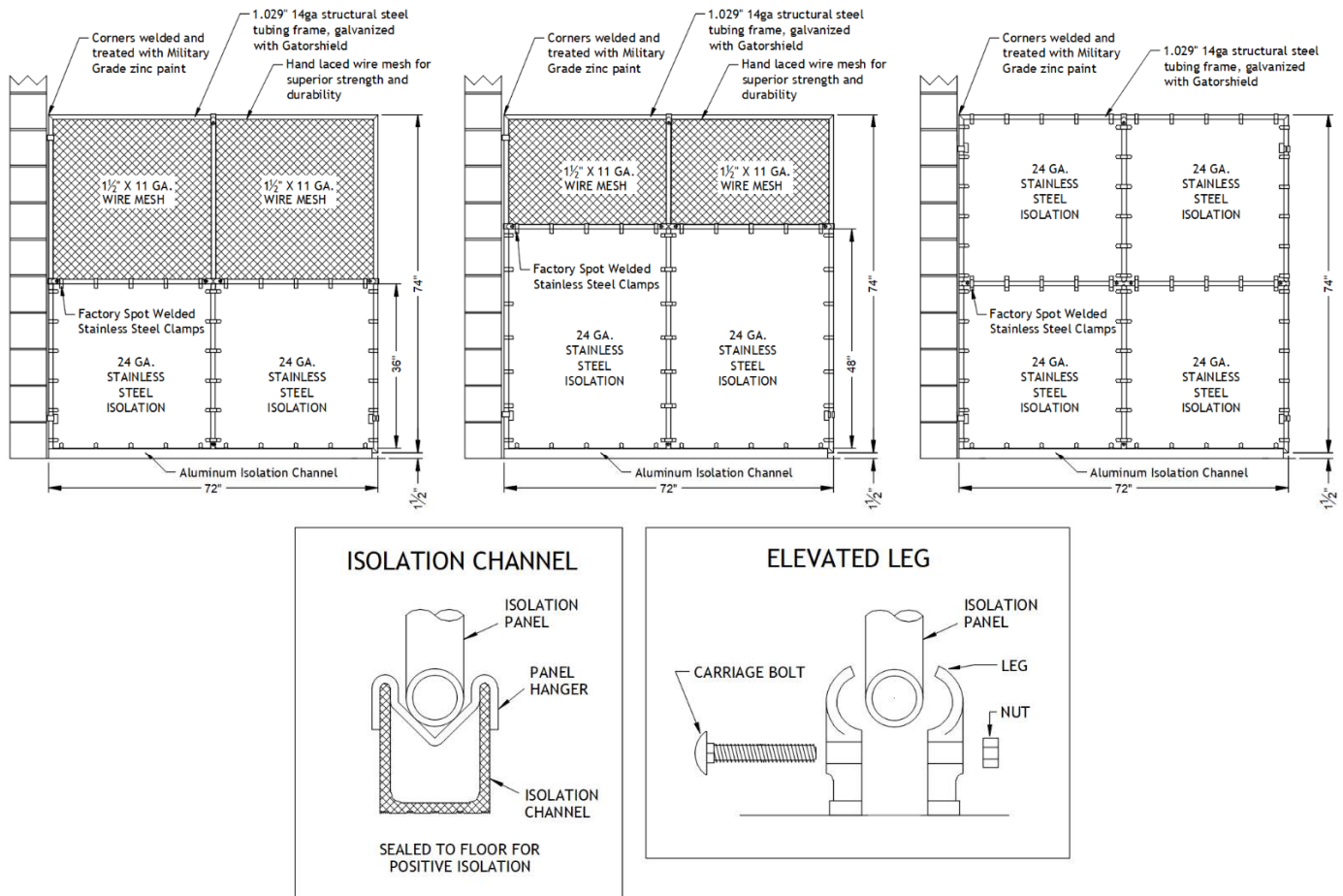
## CHAIN LINK - ISOLATION

## PANELS



### Options:

- Wire Diamond Size Available: 1-1/2" or 2"
- Wire Gauge Available: 9ga. or 11ga.
- Maximum Length: 12ft.
- Isolation Heights Available: 36", 48" and Full Height
- Floor Mounting Options: Full Isolation Channel or Elevated Leg Anchors
- Optional back panel transfer door on Back-to-Back Systems



### NOTE:

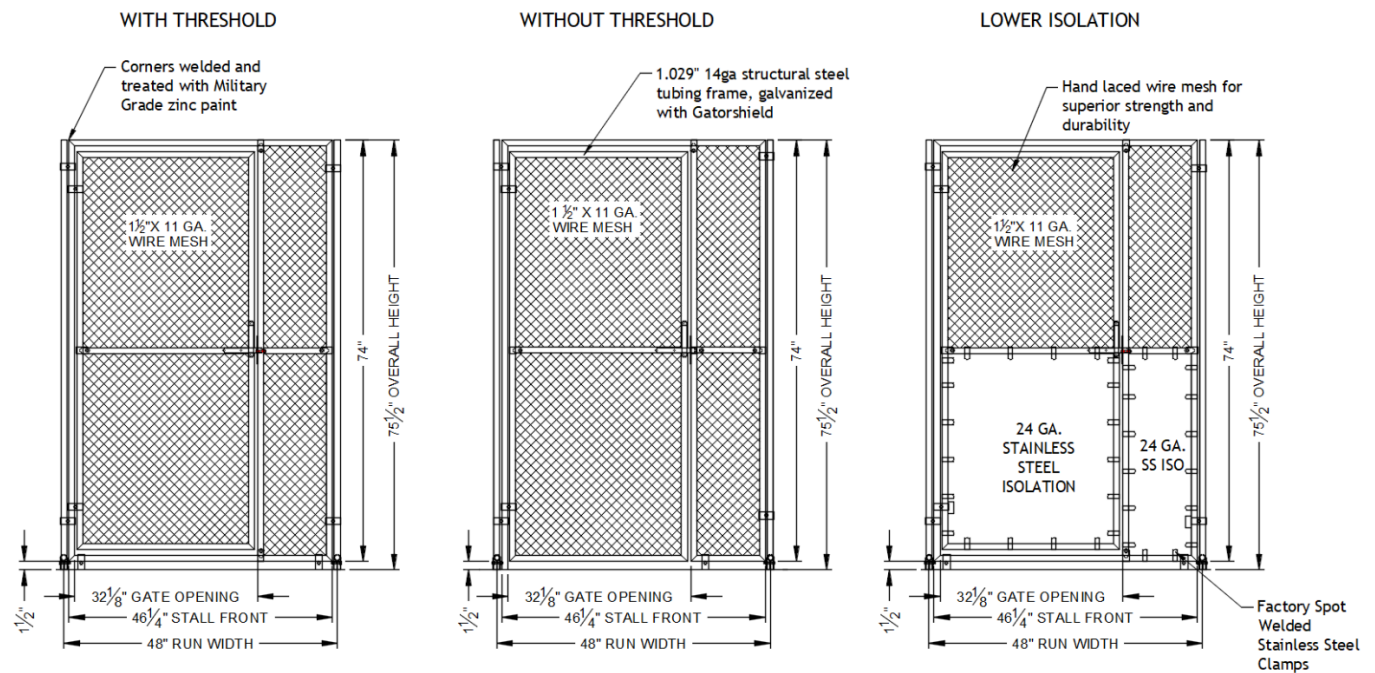
All dimensions  
are  $\pm 1/8"$

# SPECIFICATIONS CHAIN LINK STALL FRONTS



## Options:

- Wire Diamond Size Available: 1-1/2" or 2"
- Wire Gauge Available: 9ga. or 11ga.
- Maximum Stall Front Width: 144" (145-3/4" Run Width) \*\*
- Available with or without Thresholds
- Available with or without Dog Bowl Inserts
- Gate hinges can be located on right or left side
- Fixed portion of stall front can be located on right or left side
- Stainless Steel Isolation available below the latch bar



\*Stall Fronts are measured by Run Width.

\*\*Maximum width may be further limited for some wire gauge and diamond size combinations.

## NOTE:

All dimensions  
are  $\pm 1/8$ "

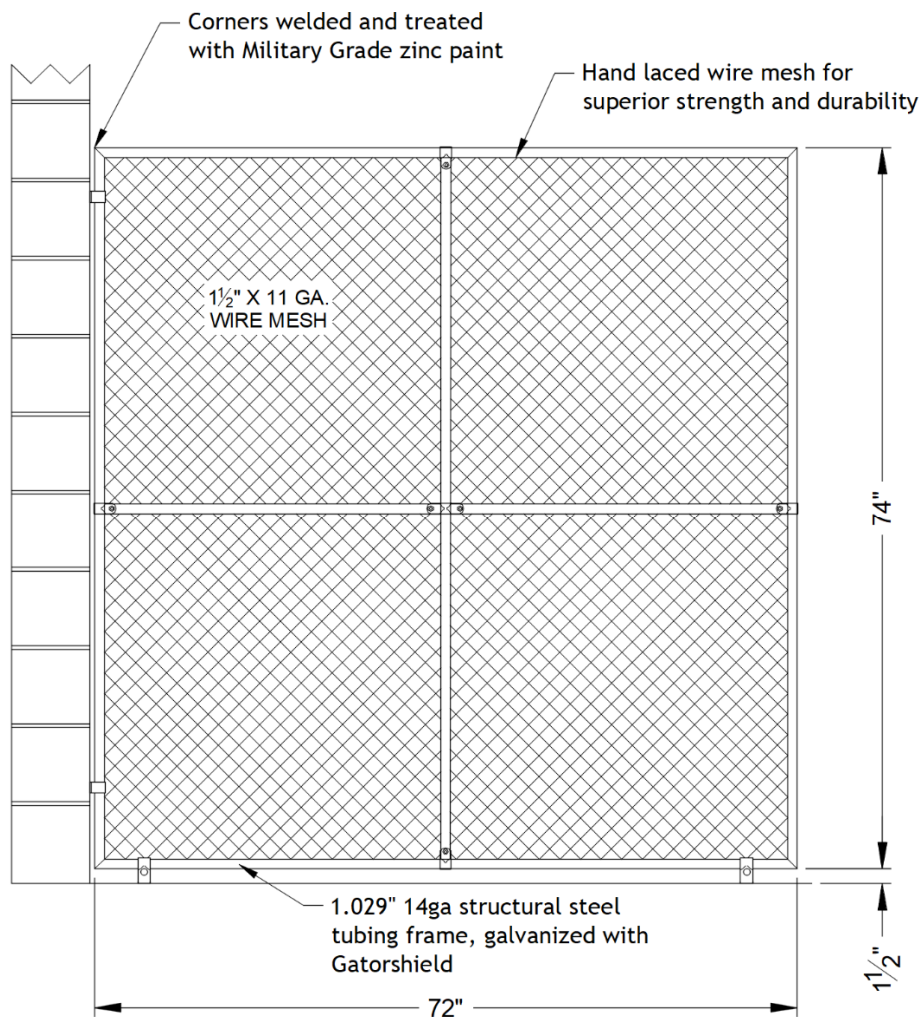
# SPECIFICATIONS

## CHAIN LINK - WIRE PANELS



### Options:

- Wire Diamond Size Available: 1-1/2" or 2"
- Wire Gauge Available: 9ga. or 11ga.
- Maximum Length: 12ft.
- Optional back panel transfer door on Back-to-Back Systems



### **NOTE:**

**All dimensions  
are  $\pm 1/8$ "**