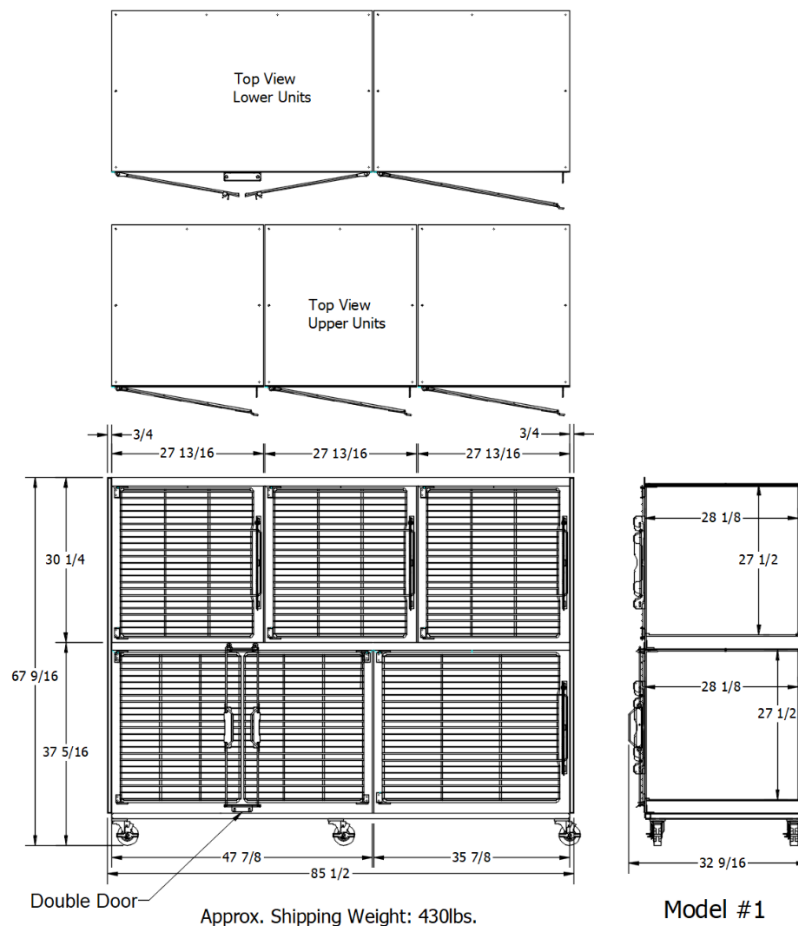


# SPECIFICATIONS QUIET COTTAGE – MODEL 1



## Options:

- Left or right hinged doors available
- Internally mounted heating pads to control unit floor temperature \*
- Aluminum framed FRP trim panels \*\*



\* Not available in Models 9, 10, or 11

\*\* Image shown with optional side trim panels

## NOTE:

All dimensions  
are  $\pm 1/8$ "

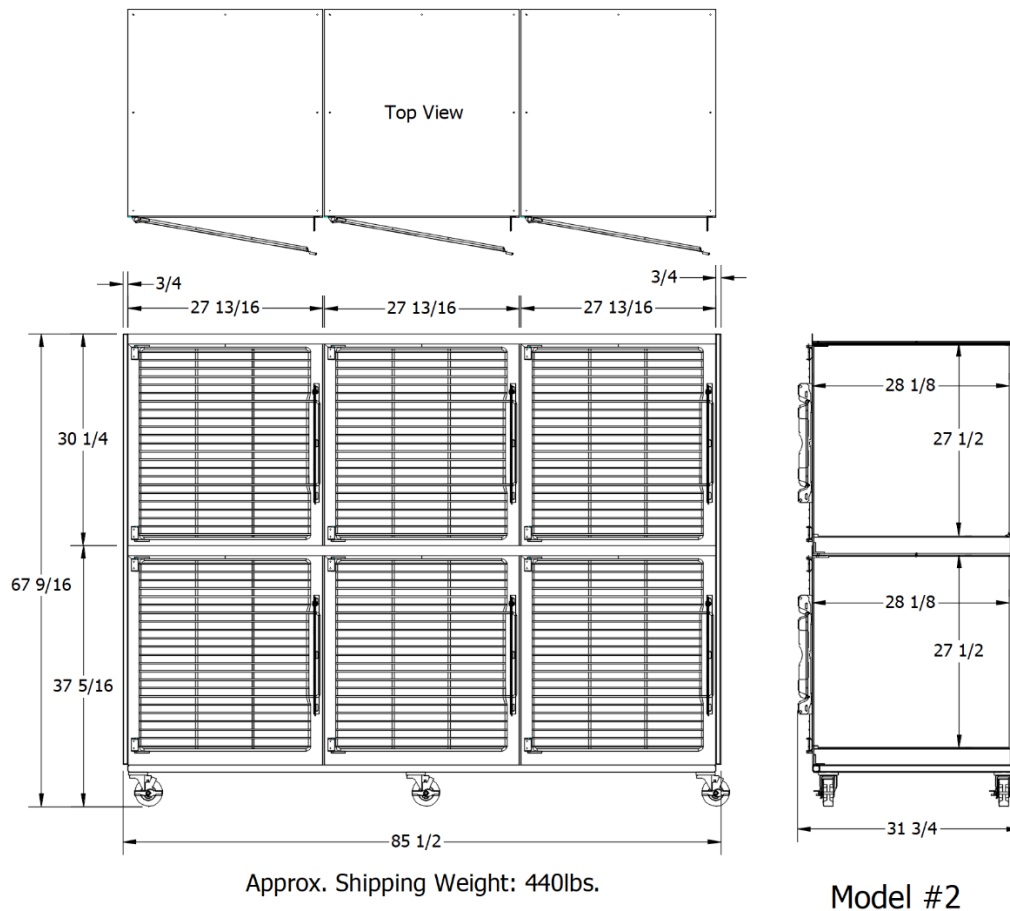
# SPECIFICATIONS

## QUIET COTTAGE – MODEL 2



### Options:

- Left or right hinged doors available
- Internally mounted heating pads to control unit floor temperature \*
- Divider Panel for double door units to increase capacity
- Aluminum framed FRP trim panels \*\*



\* Not available in Models 9, 10, or 11

\*\* Image shown with optional side trim panels

### NOTE:

All dimensions  
are  $\pm 1/8$ "

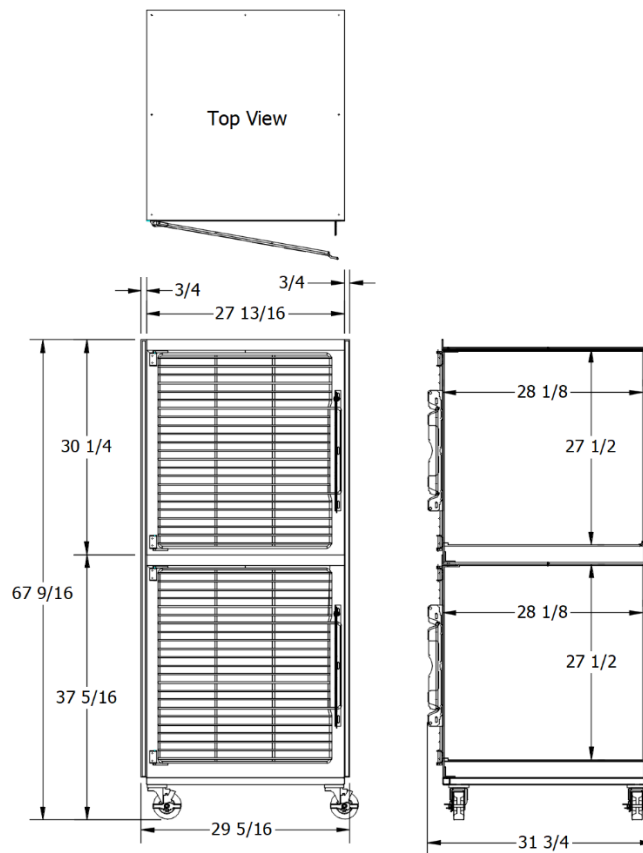
# SPECIFICATIONS

## QUIET COTTAGE – MODEL 3



### Options:

- Left or right hinged doors available
- Internally mounted heating pads to control unit floor temperature \*
- Divider Panel for double door units to increase capacity
- Aluminum framed FRP trim panels \*\*



Approx. Shipping Weight: 180lbs.

Model #3

\* Not available in Models 9, 10, or 11

\*\* Image shown with optional side trim panels

### **NOTE:**

*All dimensions  
are ± 1/8"*

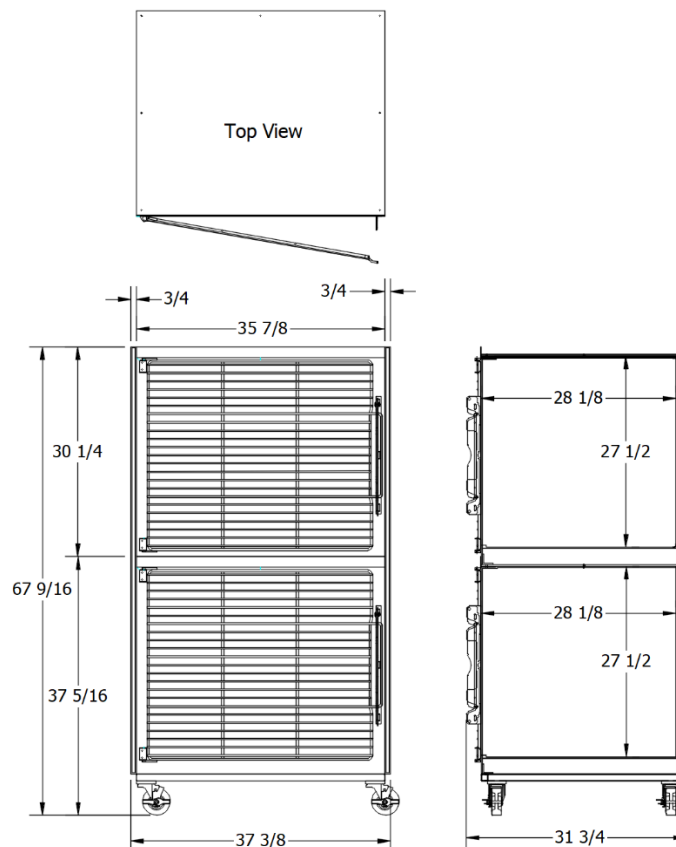
# SPECIFICATIONS

## QUIET COTTAGE – MODEL 4



### Options:

- Left or right hinged doors available
- Internally mounted heating pads to control unit floor temperature \*
- Divider Panel for double door units to increase capacity
- Aluminum framed FRP trim panels \*\*



Approx. Shipping Weight: 200lbs.

Model #4

\* Not available in Models 9, 10, or 11

\*\* Image shown with optional side trim panels

### **NOTE:**

*All dimensions  
are ± 1/8"*

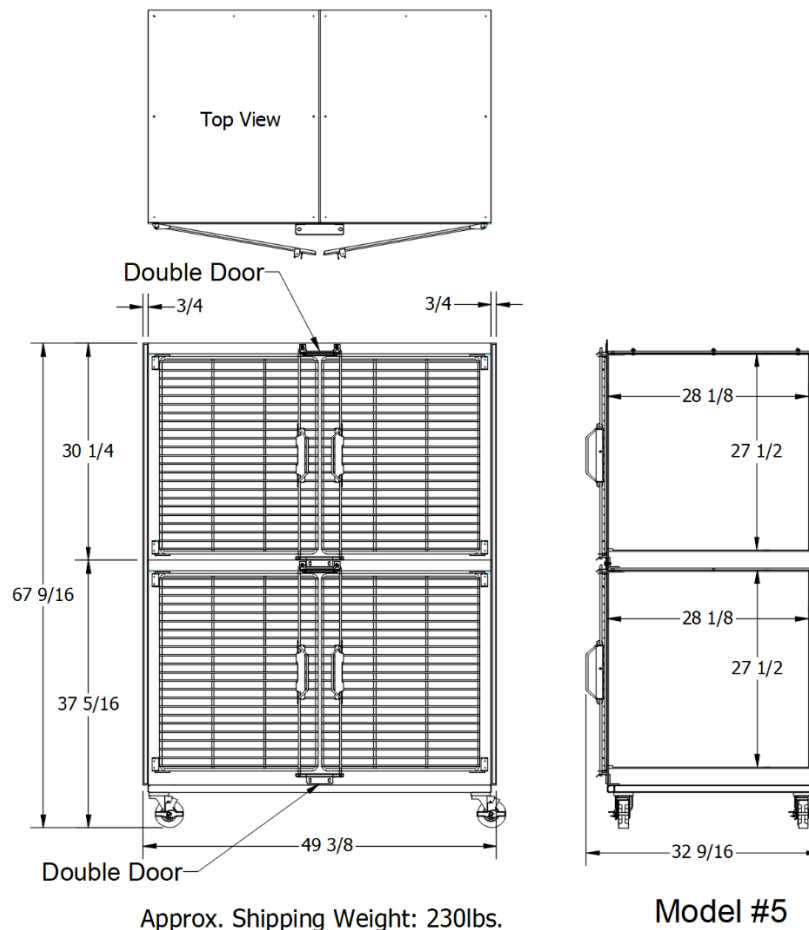
# SPECIFICATIONS

## QUIET COTTAGE – MODEL 5



### Options:

- Left or right hinged doors available
- Internally mounted heating pads to control unit floor temperature \*
- Divider Panel for double door units to increase capacity
- Aluminum framed FRP trim panels \*\*



\* Not available in Models 9, 10, or 11

\*\* Image shown with optional side trim panels

### NOTE:

All dimensions  
are  $\pm 1/8$ "

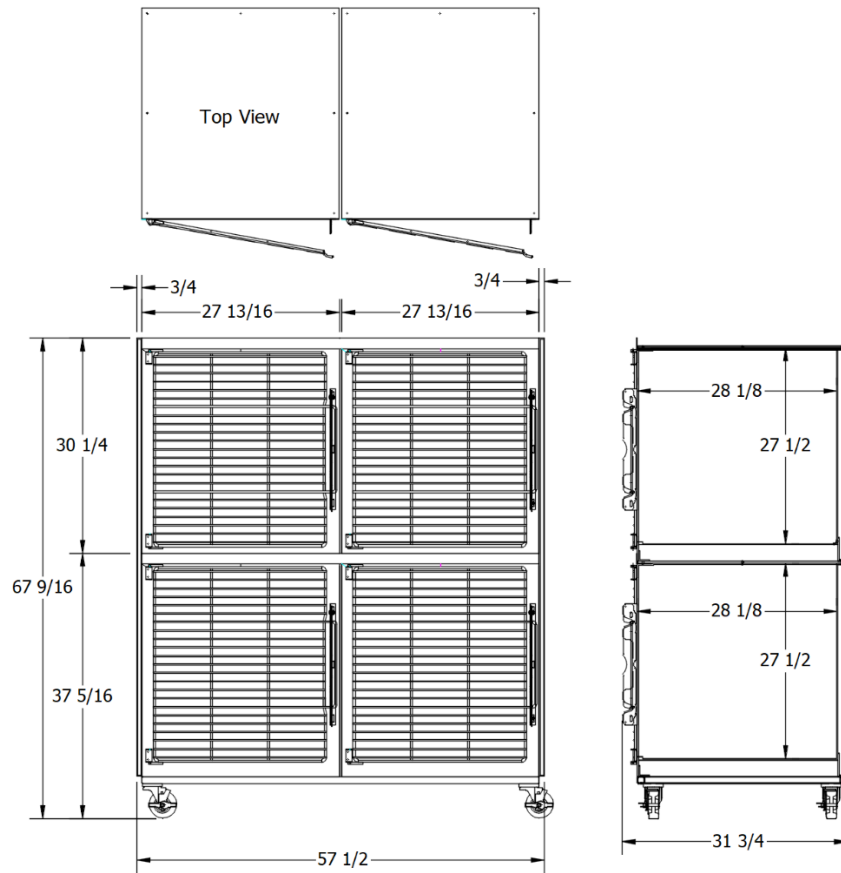
# SPECIFICATIONS

## QUIET COTTAGE – MODEL 6



### Options:

- Left or right hinged doors available
- Internally mounted heating pads to control unit floor temperature \*
- Divider Panel for double door units to increase capacity
- Aluminum framed FRP trim panels \*\*



Approx. Shipping Weight: 335lbs.

Model #6

\* Not available in Models 9, 10, or 11

\*\* Image shown with optional side trim panels

### NOTE:

All dimensions  
are  $\pm 1/8$ "

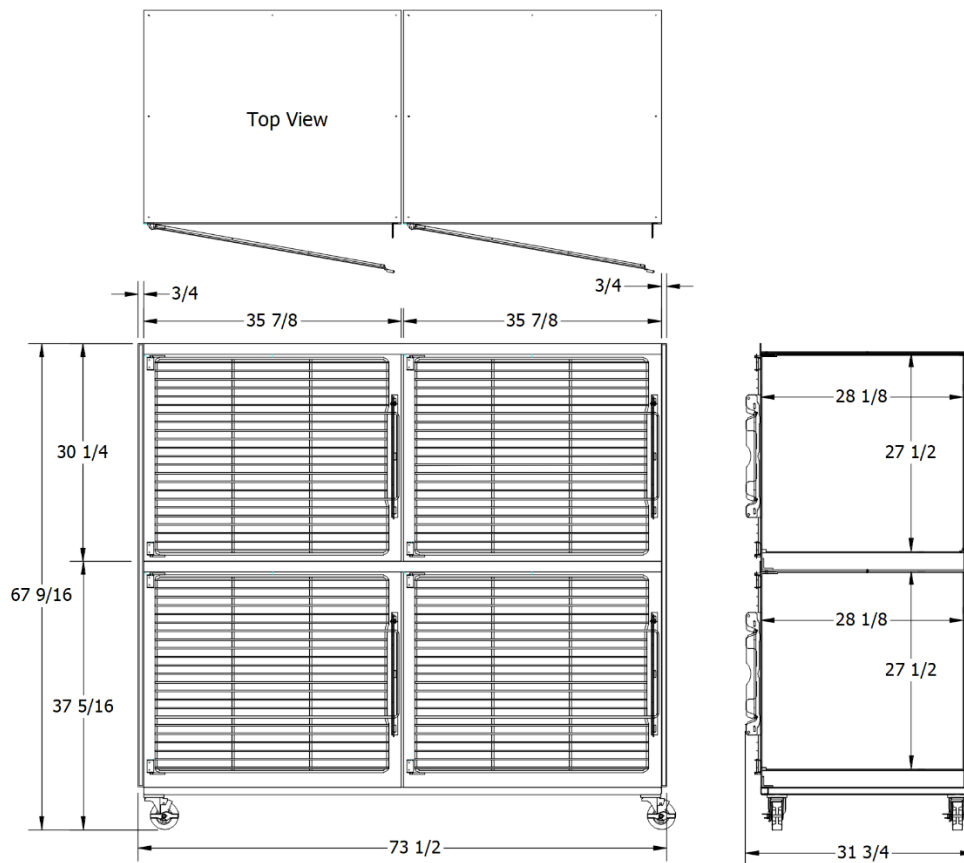
# SPECIFICATIONS

## QUIET COTTAGE – MODEL 7



### Options:

- Left or right hinged doors available
- Internally mounted heating pads to control unit floor temperature \*
- Divider Panel for double door units to increase capacity
- Aluminum framed FRP trim panels \*\*



Approx. Shipping Weight: 380lbs.

Model #7

\* Not available in Models 9, 10, or 11

\*\* Image shown with optional side trim panels

### NOTE:

All dimensions  
are  $\pm 1/8$ "

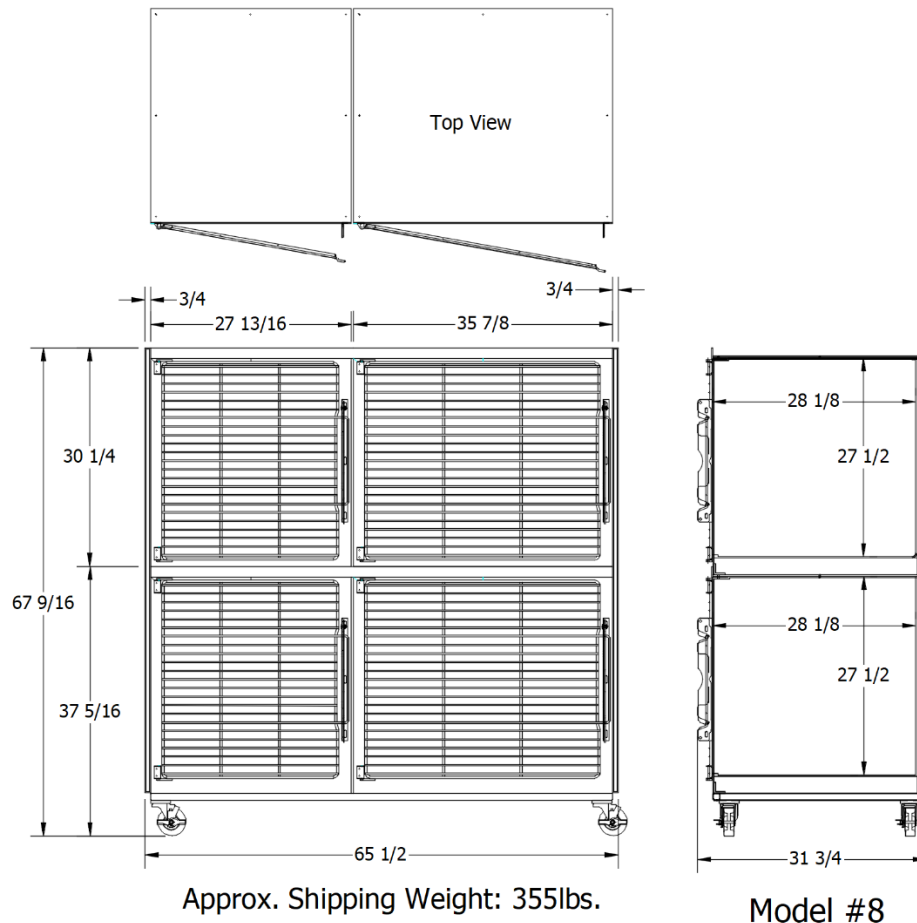
# SPECIFICATIONS

## QUIET COTTAGE – MODEL 8



### Options:

- Left or right hinged doors available
- Internally mounted heating pads to control unit floor temperature \*
- Divider Panel for double door units to increase capacity
- Aluminum framed FRP trim panels \*\*



\* Not available in Models 9, 10, or 11

\*\* Image shown with optional side trim panels

### NOTE:

All dimensions  
are  $\pm 1/8$ "



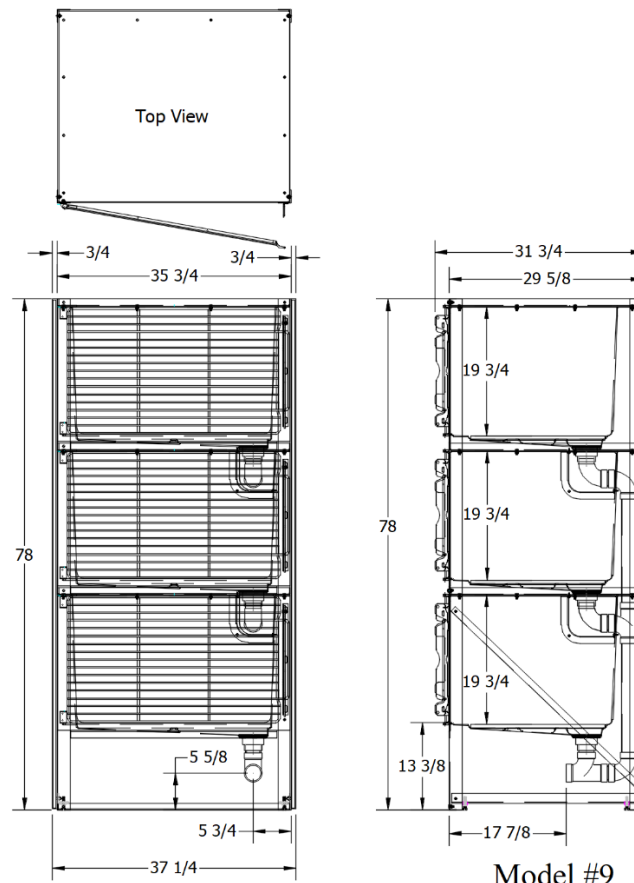
# SPECIFICATIONS

## QUIET COTTAGE – MODEL 9



### Options:

- Left or right hinged doors available
- Internally mounted heating pads to control unit floor temperature \*
- Divider Panel for double door units to increase capacity
- Aluminum framed FRP trim panels \*\*



Approx. Shipping Weight: 245lbs.

\* Not available in Models 9, 10, or 11

\*\* Image shown with optional side trim panels

### NOTE:

All dimensions  
are  $\pm 1/8$ "

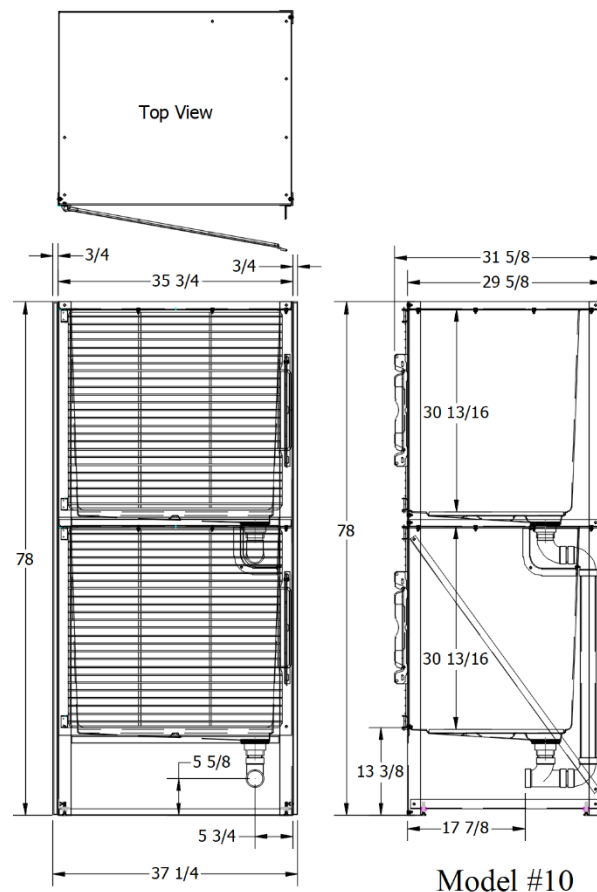
# SPECIFICATIONS

## QUIET COTTAGE – MODEL 10



### Options:

- Left or right hinged doors available
- Internally mounted heating pads to control unit floor temperature \*
- Divider Panel for double door units to increase capacity
- Aluminum framed FRP trim panels \*\*



Model #10

Approx. Shipping Weight: 215lbs.

\* Not available in Models 9, 10, or 11

\*\* Image shown with optional side trim panels

### NOTE:

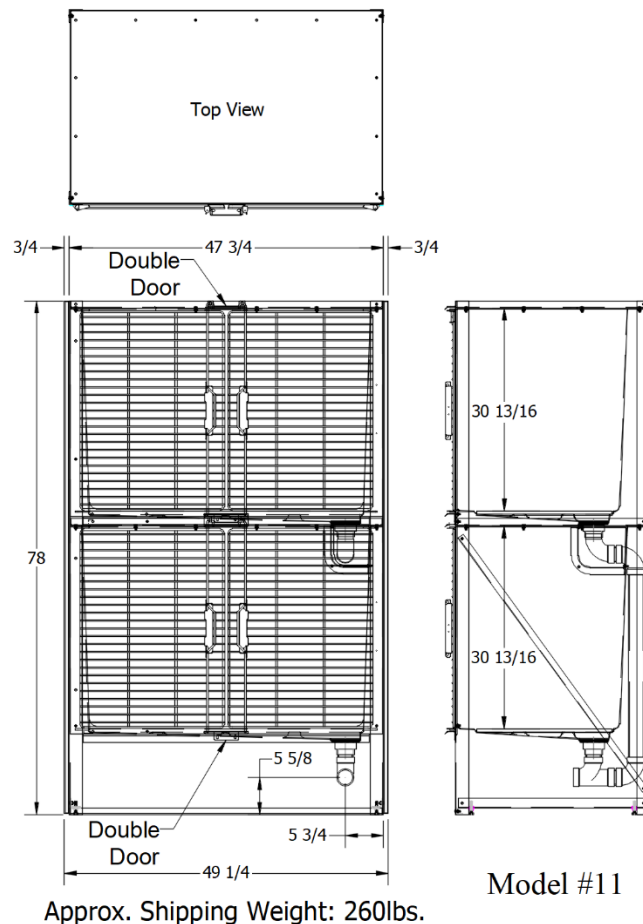
All dimensions  
are  $\pm 1/8$ "

# SPECIFICATIONS QUIET COTTAGE – MODEL 11



## Options:

- Left or right hinged doors available
- Internally mounted heating pads to control unit floor temperature \*
- Aluminum framed FRP trim panels \*\*



\* Not available in Models 9, 10, or 11

\*\* Image shown with optional side trim panels

## **NOTE:**

*All dimensions  
are ± 1/8"*

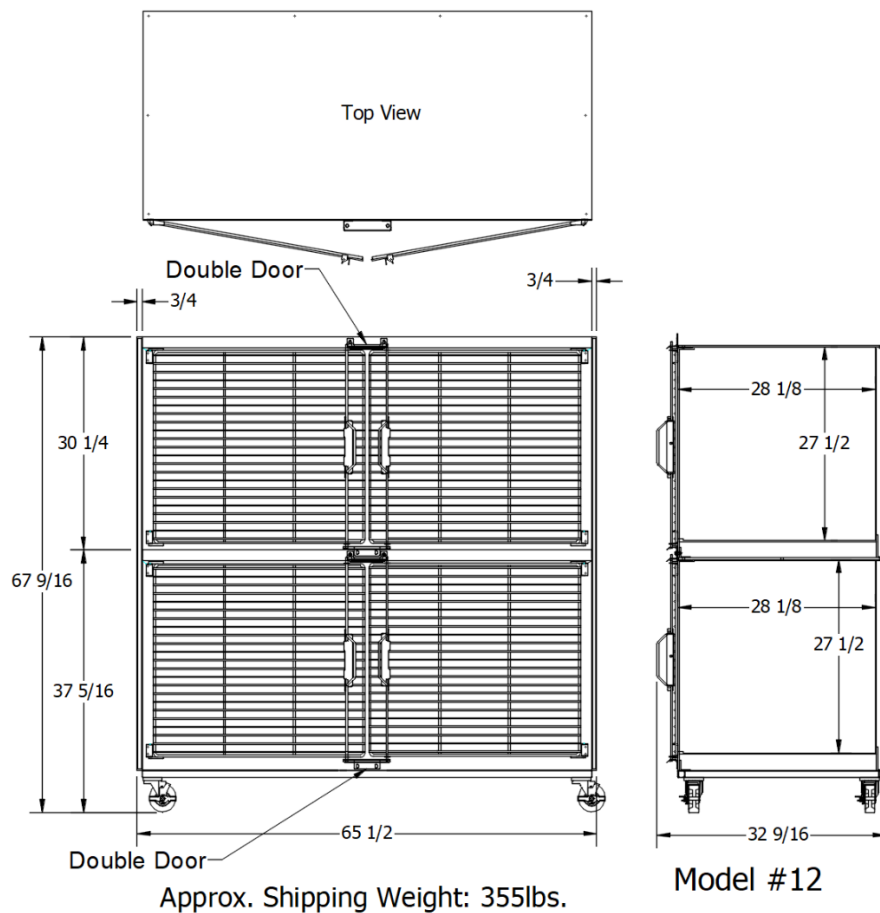
# SPECIFICATIONS

## QUIET COTTAGE – MODEL 12



### Options:

- Left or right hinged doors available
- Internally mounted heating pads to control unit floor temperature \*
- Divider Panel for double door units to increase capacity
- Aluminum framed FRP trim panels \*\*



\* Not available in Models 9, 10, or 11

\*\* Image shown with optional side trim panels

### NOTE:

All dimensions  
are  $\pm 1/8$ "

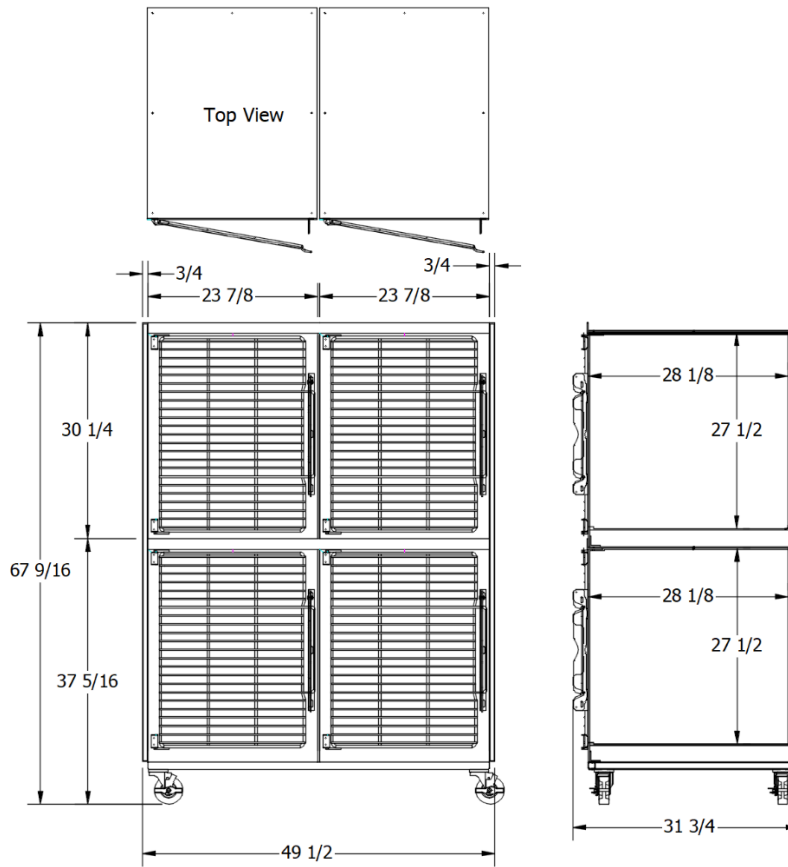
# SPECIFICATIONS

## QUIET COTTAGE – MODEL 13



### Options:

- Left or right hinged doors available
- Internally mounted heating pads to control unit floor temperature \*
- Divider Panel for double door units to increase capacity
- Aluminum framed FRP trim panels \*\*



Approx. Shipping Weight: 260lbs.

Model #13

\* Not available in Models 9, 10, or 11

\*\* Image shown with optional side trim panels

### NOTE:

All dimensions  
are  $\pm 1/8$ "

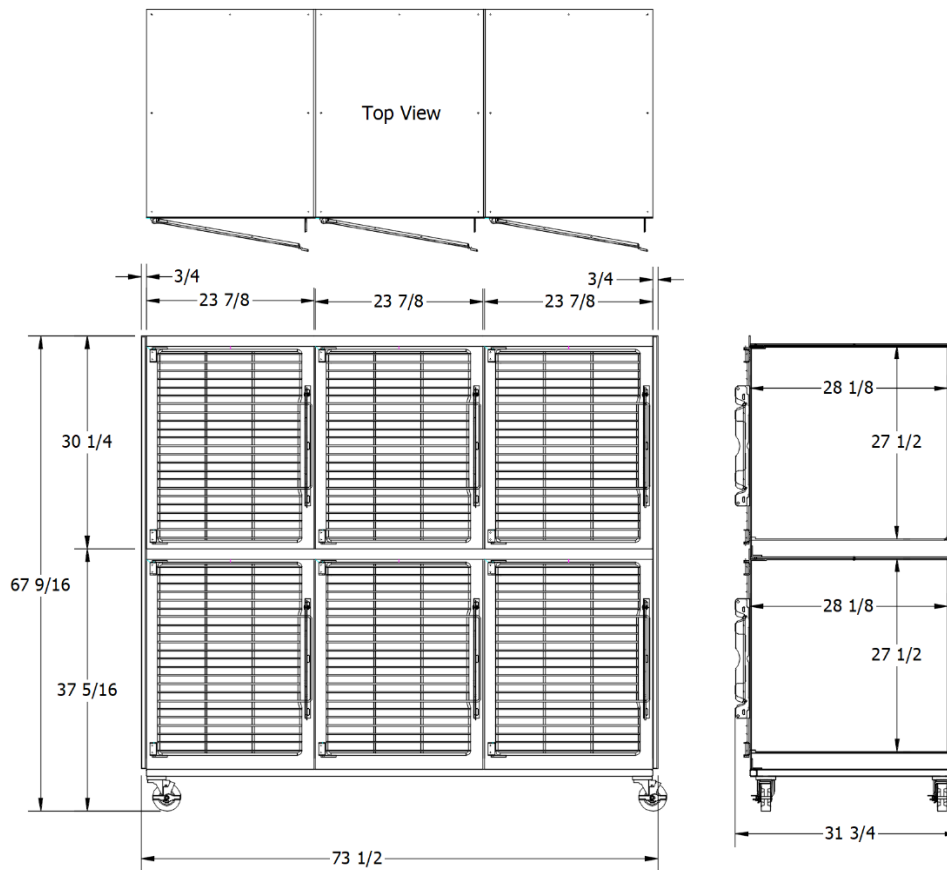
# SPECIFICATIONS

## QUIET COTTAGE – MODEL 14



### Options:

- Left or right hinged doors available
- Internally mounted heating pads to control unit floor temperature \*
- Divider Panel for double door units to increase capacity
- Aluminum framed FRP trim panels \*\*



Approx. Shipping Weight: 390lbs.

Model #14

\* Not available in Models 9, 10, or 11

\*\* Image shown with optional side trim panels

### NOTE:

All dimensions  
are  $\pm 1/8$ "

# SPECIFICATIONS **QUIET COTTAGE – MODEL 15**



- There is no Model 15 at this time. Please continue to the next page for Model 16.

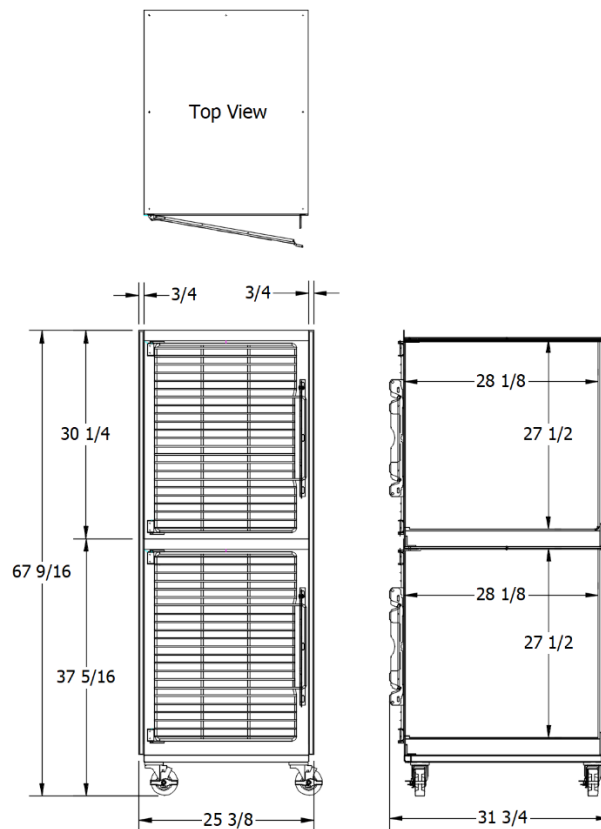
# SPECIFICATIONS

## QUIET COTTAGE – MODEL 16



### Options:

- Left or right hinged doors available
- Internally mounted heating pads to control unit floor temperature \*
- Divider Panel for double door units to increase capacity
- Aluminum framed FRP trim panels \*\*



Approx. Shipping  
Weight: 194lbs.

Model #16

\* Not available in Models 9, 10, or 11

\*\* Image shown with optional side trim panels

### NOTE:

All dimensions  
are  $\pm 1/8$ "



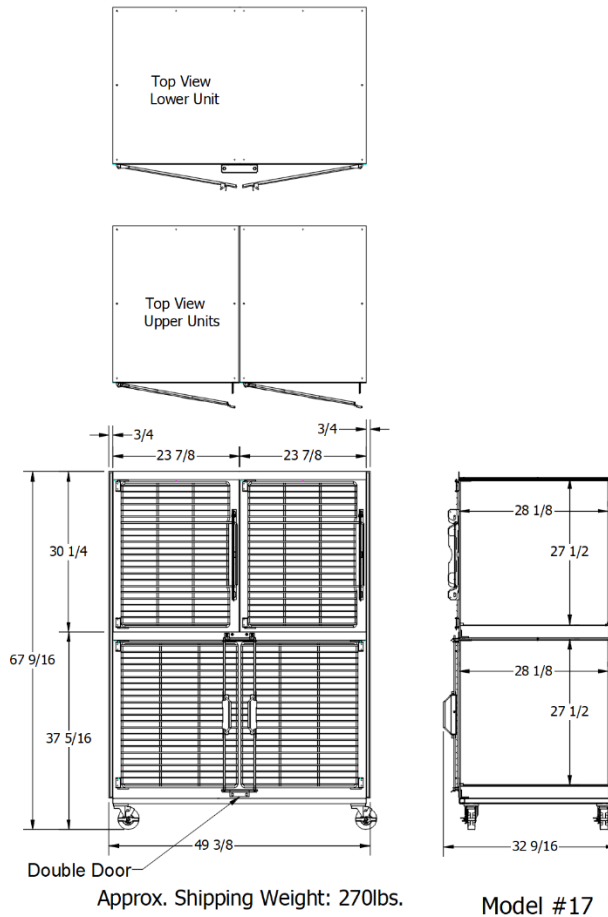
# SPECIFICATIONS

## QUIET COTTAGE – MODEL 17



### Options:

- Left or right hinged doors available
- Internally mounted heating pads to control unit floor temperature \*
- Divider Panel for double door units to increase capacity
- Aluminum framed FRP trim panels \*\*



\* Not available in Models 9, 10, or 11

\*\* Image shown with optional side trim panels

**NOTE:**  
All dimensions  
are  $\pm 1/8$ "

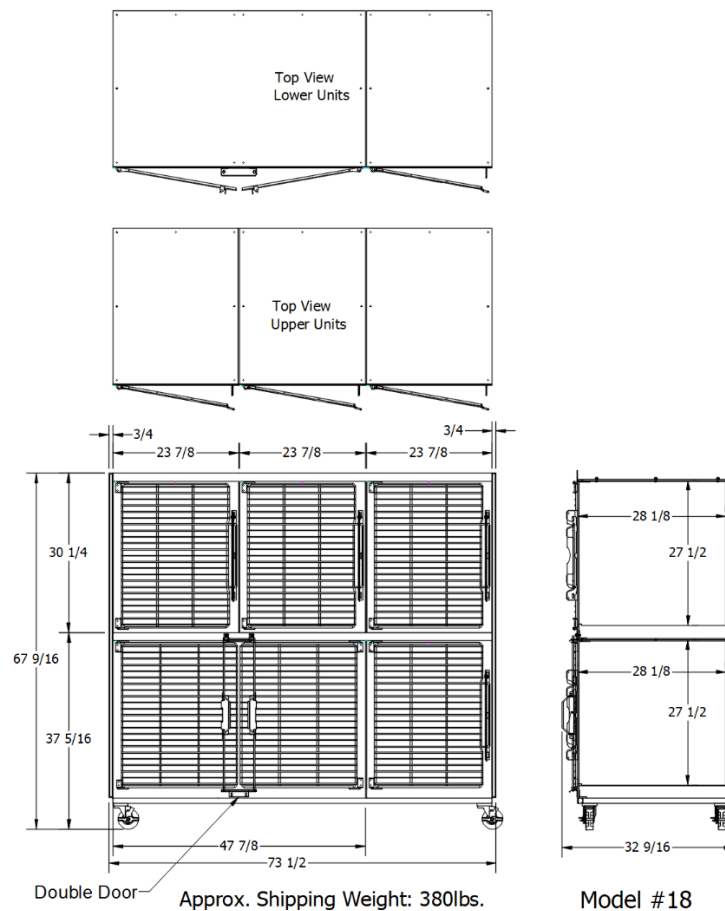
# SPECIFICATIONS

## QUIET COTTAGE – MODEL 18



### Options:

- Left or right hinged doors available
- Internally mounted heating pads to control unit floor temperature \*
- Divider Panel for double door units to increase capacity
- Aluminum framed FRP trim panels \*\*



\* Not available in Models 9, 10, or 11

\*\* Image shown with optional side trim panels

### NOTE:

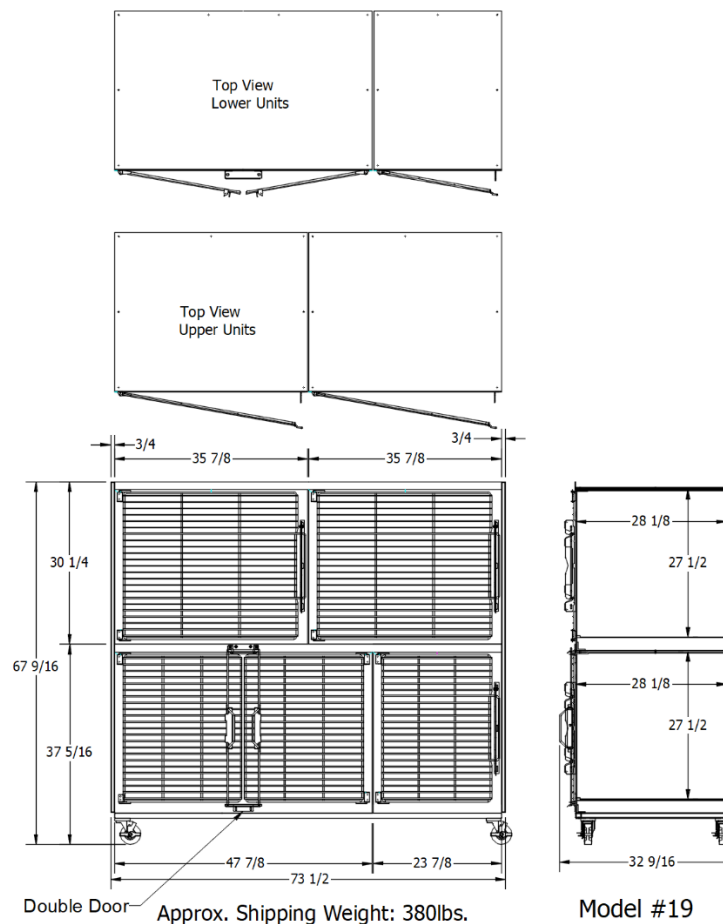
All dimensions  
are ± 1/8"

# SPECIFICATIONS QUIET COTTAGE – MODEL 19



## Options:

- Left or right hinged doors available
- Internally mounted heating pads to control unit floor temperature \*
- Divider Panel for double door units to increase capacity
- Aluminum framed FRP trim panels \*\*



\* Not available in Models 9, 10, or 11

\*\* Image shown with optional side trim panels

## NOTE:

All dimensions  
are  $\pm 1/8$ "

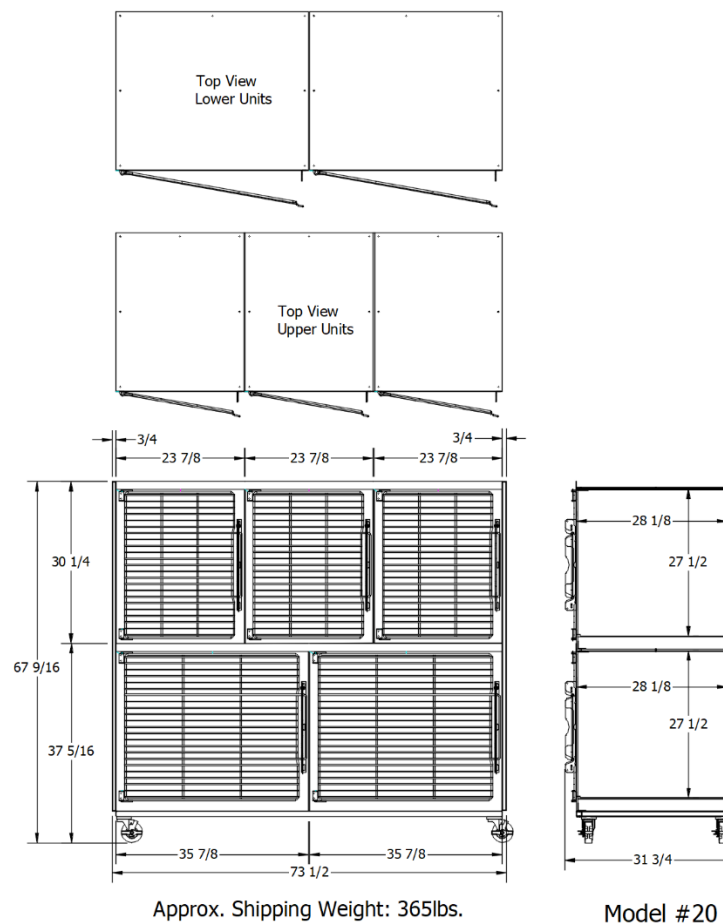
# SPECIFICATIONS

## QUIET COTTAGE – MODEL 20



### Options:

- Left or right hinged doors available
- Internally mounted heating pads to control unit floor temperature \*
- Divider Panel for double door units to increase capacity
- Aluminum framed FRP trim panels \*\*



\* Not available in Models 9, 10, or 11

\*\* Image shown with optional side trim panels

### NOTE:

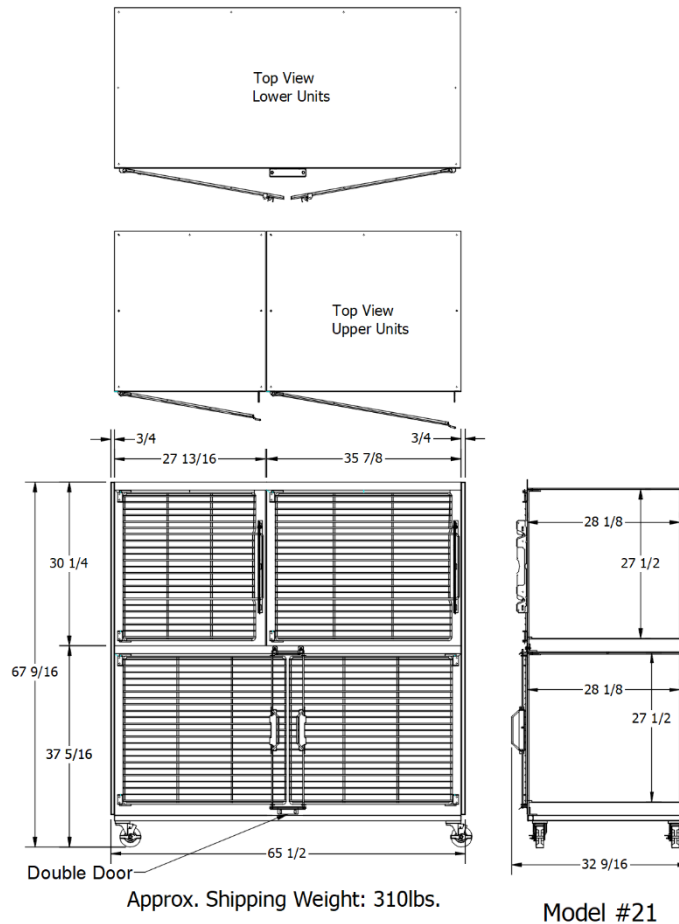
All dimensions  
are  $\pm 1/8$ "

# SPECIFICATIONS QUIET COTTAGE – MODEL 21



Options:

- Left or right hinged doors available
- Internally mounted heating pads to control unit floor temperature \*
- Divider Panel for double door units to increase capacity
- Aluminum framed FRP trim panels \*\*



\* Not available in Models 9, 10, or 11

\*\* Image shown with optional side trim panels

**NOTE:**

All dimensions  
are ± 1/8"

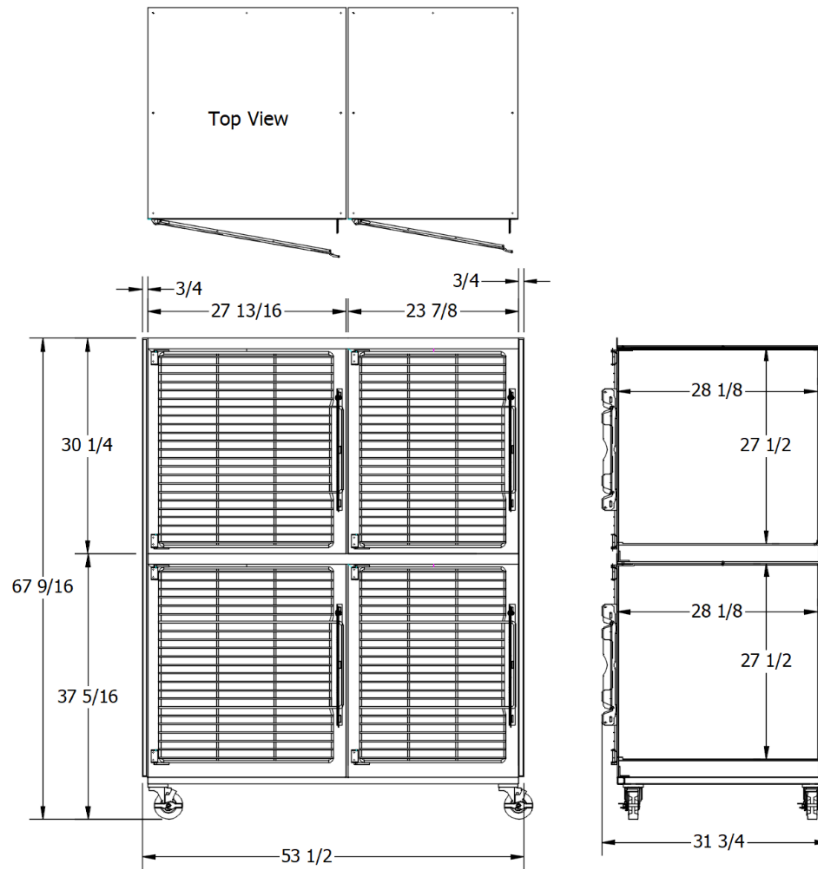
# SPECIFICATIONS

## QUIET COTTAGE – MODEL 22



Options:

- Left or right hinged doors available
- Internally mounted heating pads to control unit floor temperature \*
- Divider Panel for double door units to increase capacity
- Aluminum framed FRP trim panels \*\*



Approx. Shipping Weight: 310lbs.

Model #22

\* Not available in Models 9, 10, or 11

\*\* Image shown with optional side trim panels

**NOTE:**

All dimensions  
are  $\pm 1/8$ "

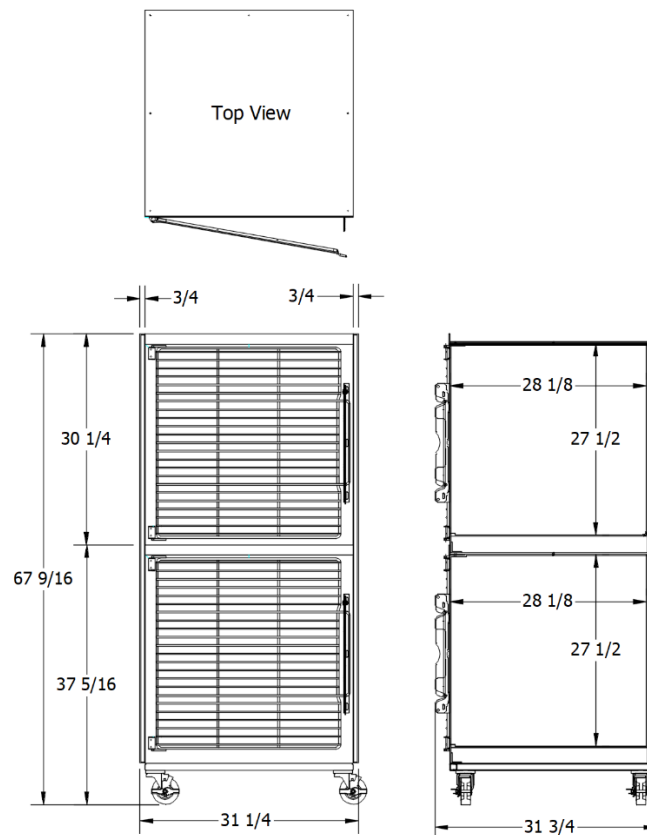
# SPECIFICATIONS

## QUIET COTTAGE – MODEL 23



### Options:

- Left or right hinged doors available
- Internally mounted heating pads to control unit floor temperature \*
- Divider Panel for double door units to increase capacity
- Aluminum framed FRP trim panels \*\*



Approx. Shipping  
Weight: 205lbs.

Model #23

\* Not available in Models 9, 10, or 11

\*\* Image shown with optional side trim panels

### NOTE:

All dimensions  
are  $\pm 1/8$ "

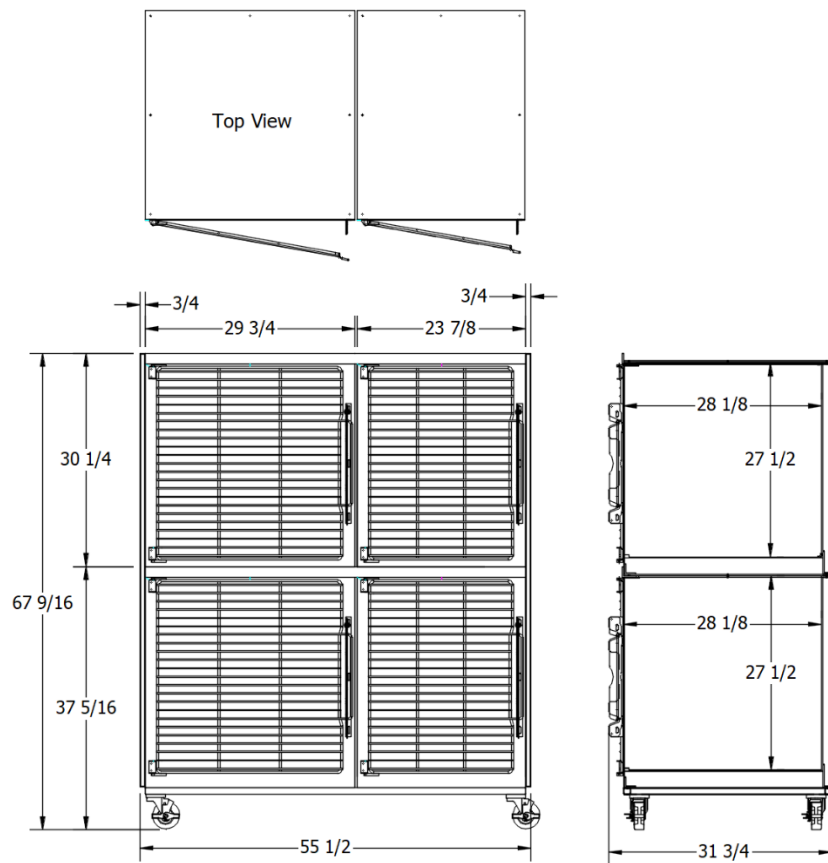
# SPECIFICATIONS

## QUIET COTTAGE – MODEL 24



### Options:

- Left or right hinged doors available
- Internally mounted heating pads to control unit floor temperature \*
- Divider Panel for double door units to increase capacity
- Aluminum framed FRP trim panels \*\*



Approx. Shipping Weight: 335lbs.

Model #24

\* Not available in Models 9, 10, or 11

\*\* Image shown with optional side trim panels

### NOTE:

All dimensions  
are  $\pm 1/8$ "



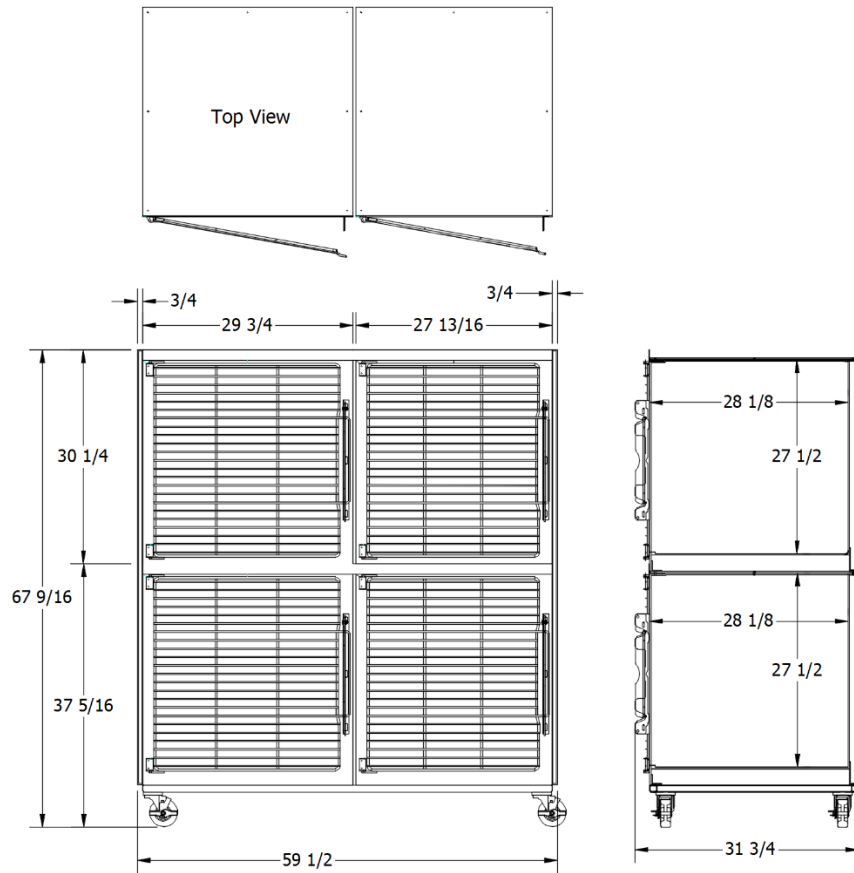
# SPECIFICATIONS

## QUIET COTTAGE – MODEL 25



Options:

- Left or right hinged doors available
- Internally mounted heating pads to control unit floor temperature \*
- Divider Panel for double door units to increase capacity
- Aluminum framed FRP trim panels \*\*



Approx. Shipping Weight: 309lbs.

Model #25

\* Not available in Models 9, 10, or 11

\*\* Image shown with optional side trim panels

**NOTE:**

All dimensions  
are ± 1/8"

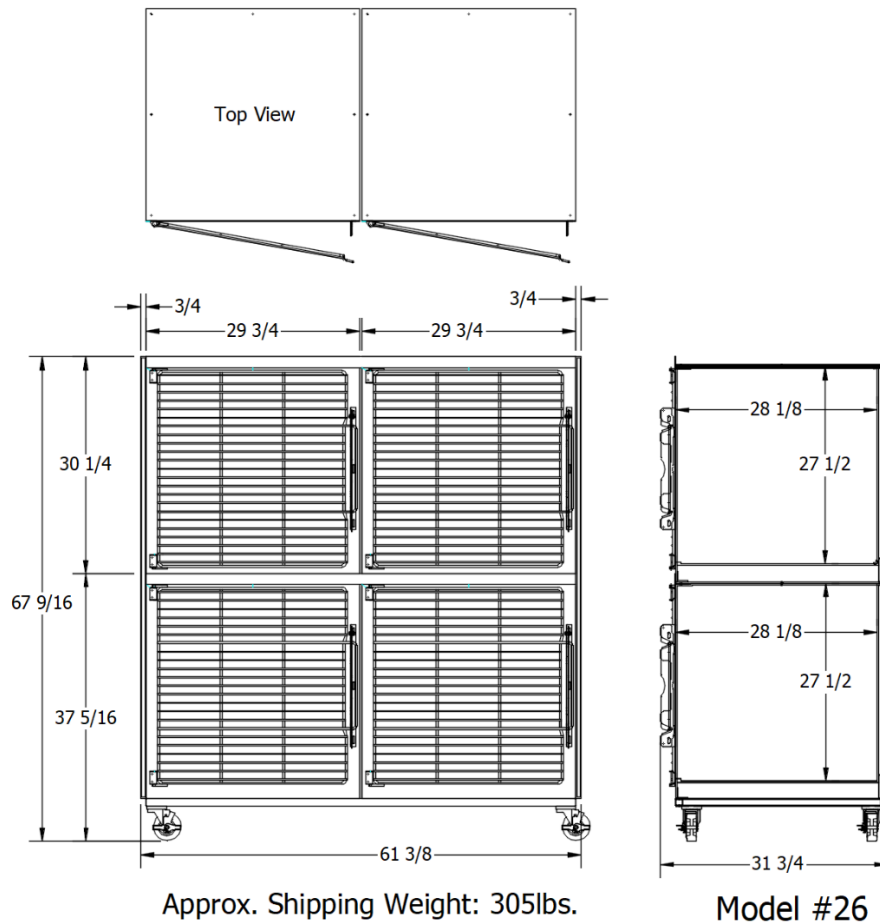
# SPECIFICATIONS

## QUIET COTTAGE – MODEL 26



Options:

- Left or right hinged doors available
- Internally mounted heating pads to control unit floor temperature \*
- Divider Panel for double door units to increase capacity
- Aluminum framed FRP trim panels \*\*



\* Not available in Models 9, 10, or 11

\*\* Image shown with optional side trim panels

**NOTE:**

All dimensions  
are  $\pm 1/8$ "

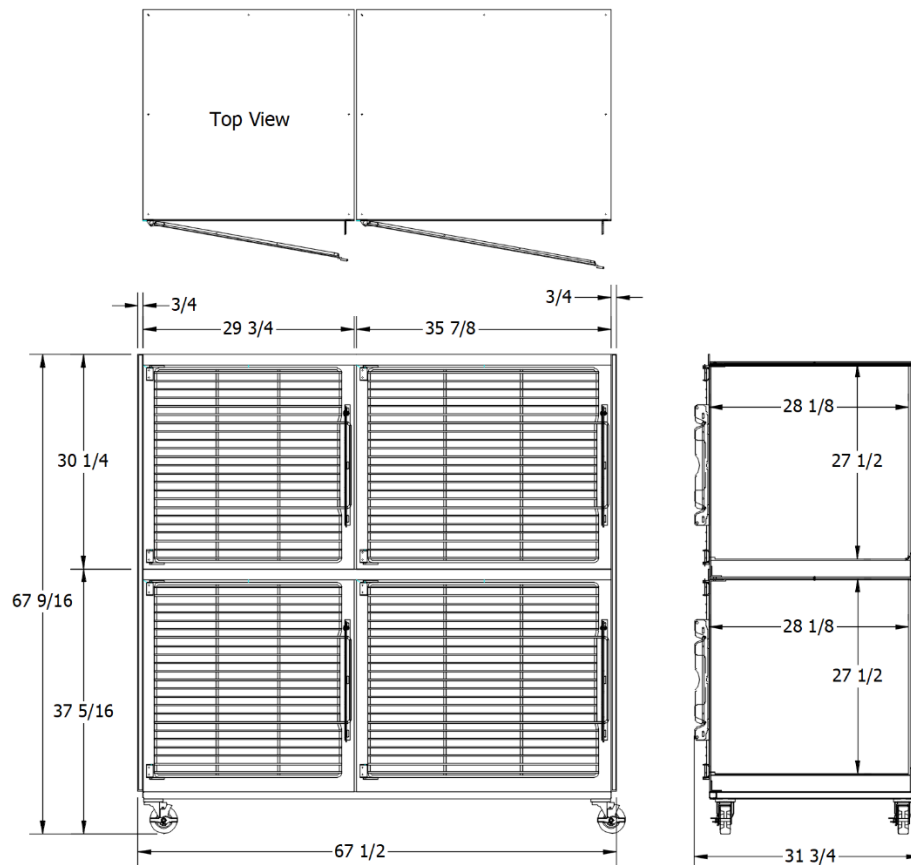
# SPECIFICATIONS

## QUIET COTTAGE – MODEL 27



### Options:

- Left or right hinged doors available
- Internally mounted heating pads to control unit floor temperature \*
- Divider Panel for double door units to increase capacity
- Aluminum framed FRP trim panels \*\*



Approx. Shipping Weight: 350lbs.

Model #27

\* Not available in Models 9, 10, or 11

\*\* Image shown with optional side trim panels

### NOTE:

All dimensions  
are  $\pm 1/8$ "

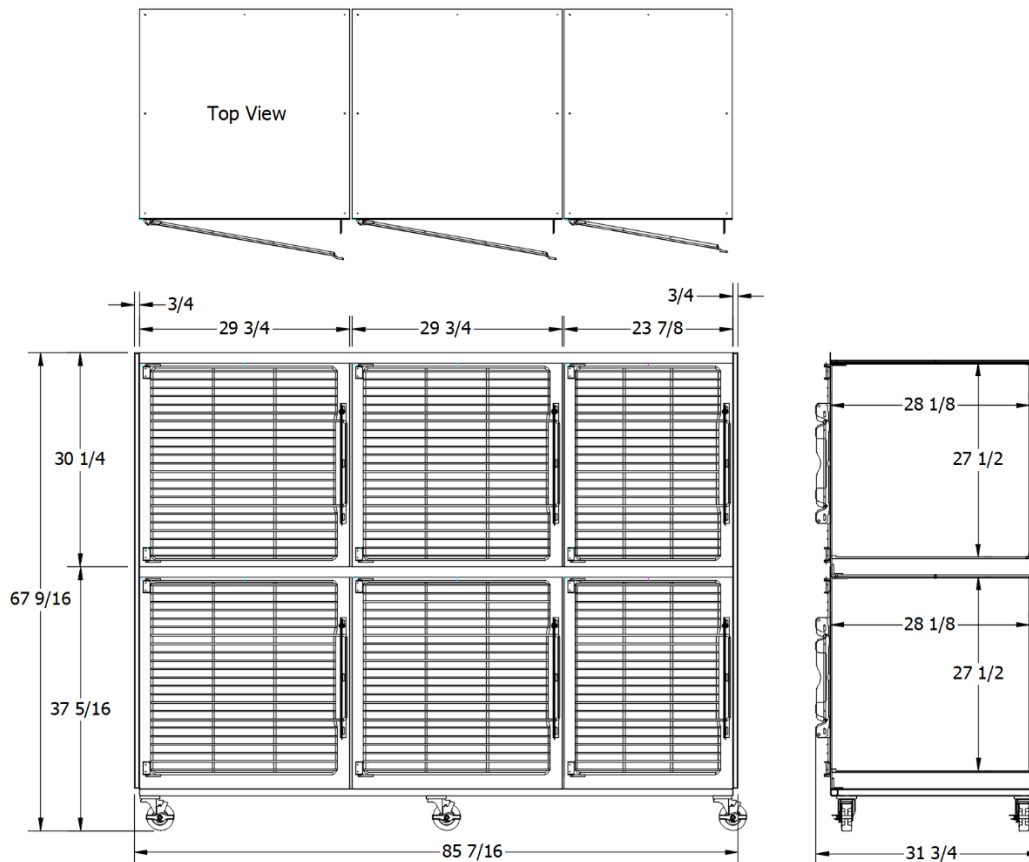
# SPECIFICATIONS

## QUIET COTTAGE – MODEL 28



### Options:

- Left or right hinged doors available
- Internally mounted heating pads to control unit floor temperature \*
- Divider Panel for double door units to increase capacity
- Aluminum framed FRP trim panels \*\*



Approx. Shipping Weight: 430lbs.

Model #28

\* Not available in Models 9, 10, or 11

\*\* Image shown with optional side trim panels

### NOTE:

All dimensions  
are  $\pm 1/8$ "