

SPECIFICATIONS

SANIKENNEL – BONE

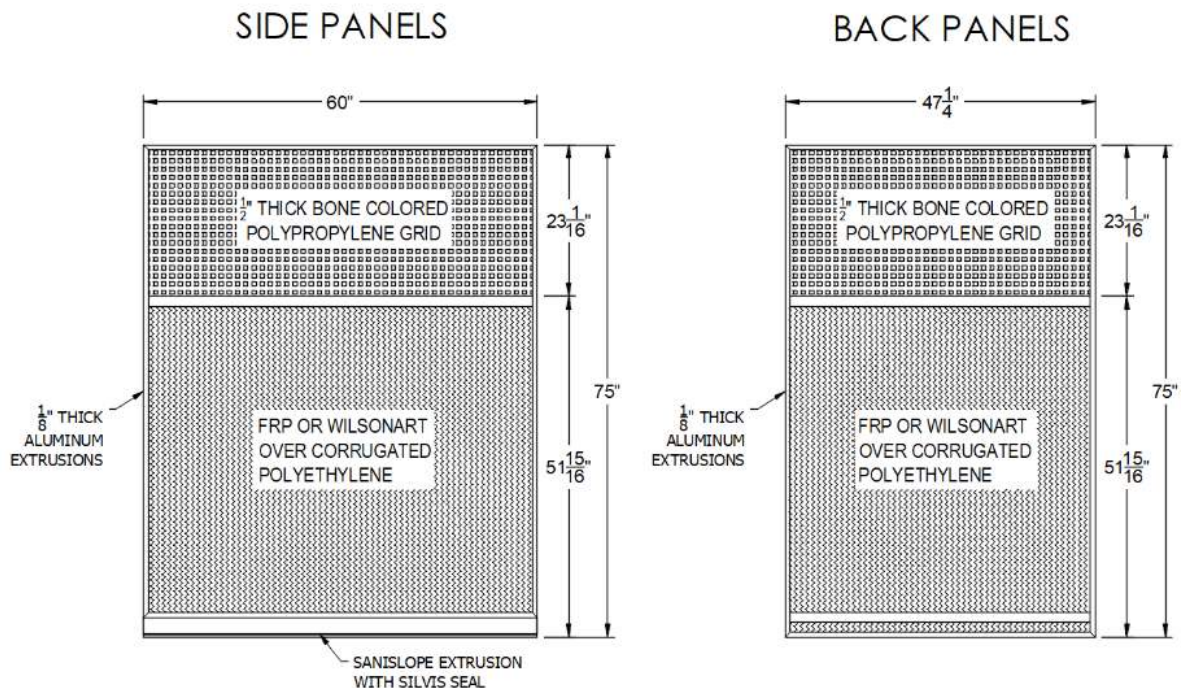
GRID OVER ISOLATION

PANELS



Options:

- Upper material infill: 1/2" Thick Bone colored Polypropylene grid
- Lower material infill: FRP or WilsonArt over Polyethylene core
- Optional back panel transfer door on Back-to-Back Systems
- Optional side panel transfer door on between runs *
- Side panels available in six-inch increments from 36" to 96" **
- Back panels available in one-inch increments from 28-1/4" to 95-1/4" **



*Side and Back Panel transfer doors cannot be combined in the same run

**Custom sizes may be available upon request

NOTE:

All dimensions
are $\pm 1/8"$

SPECIFICATIONS

SANIKENNEL – BONE

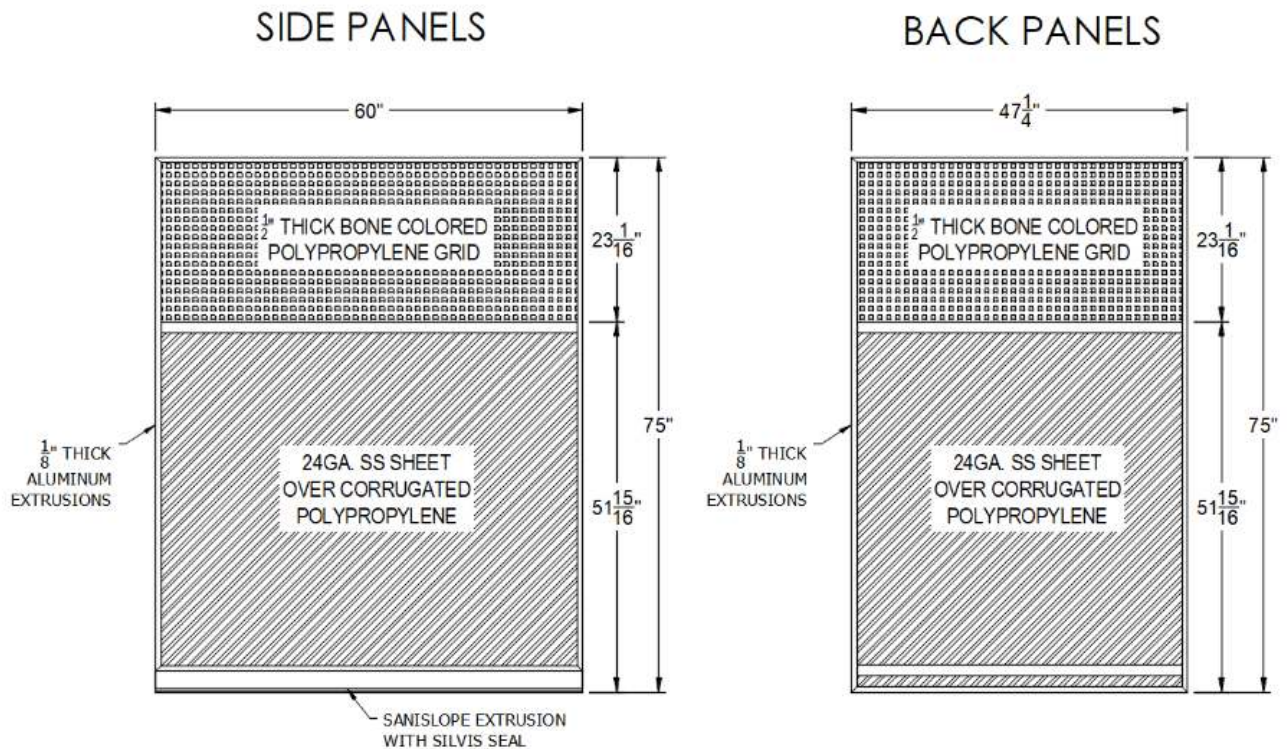
GRID OVER STAINLESS

STEEL ISOLATION PANELS



Options:

- Upper material infill: 1/2" Thick Bone colored Polypropylene grid
- Lower material infill: 24ga. Stainless steel sheet over Polypropylene core
- Optional back panel transfer door on Back-to-Back Systems
- Optional side panel transfer door between runs *
- Side panels available in six-inch increments from 36" to 96" **
- Back panels available in one-inch increments from 28-1/4" to 95-1/4" **



*Side and Back Panel transfer doors cannot be combined in the same run

**Custom sizes may be available upon request

NOTE:

All dimensions
are $\pm 1/8"$

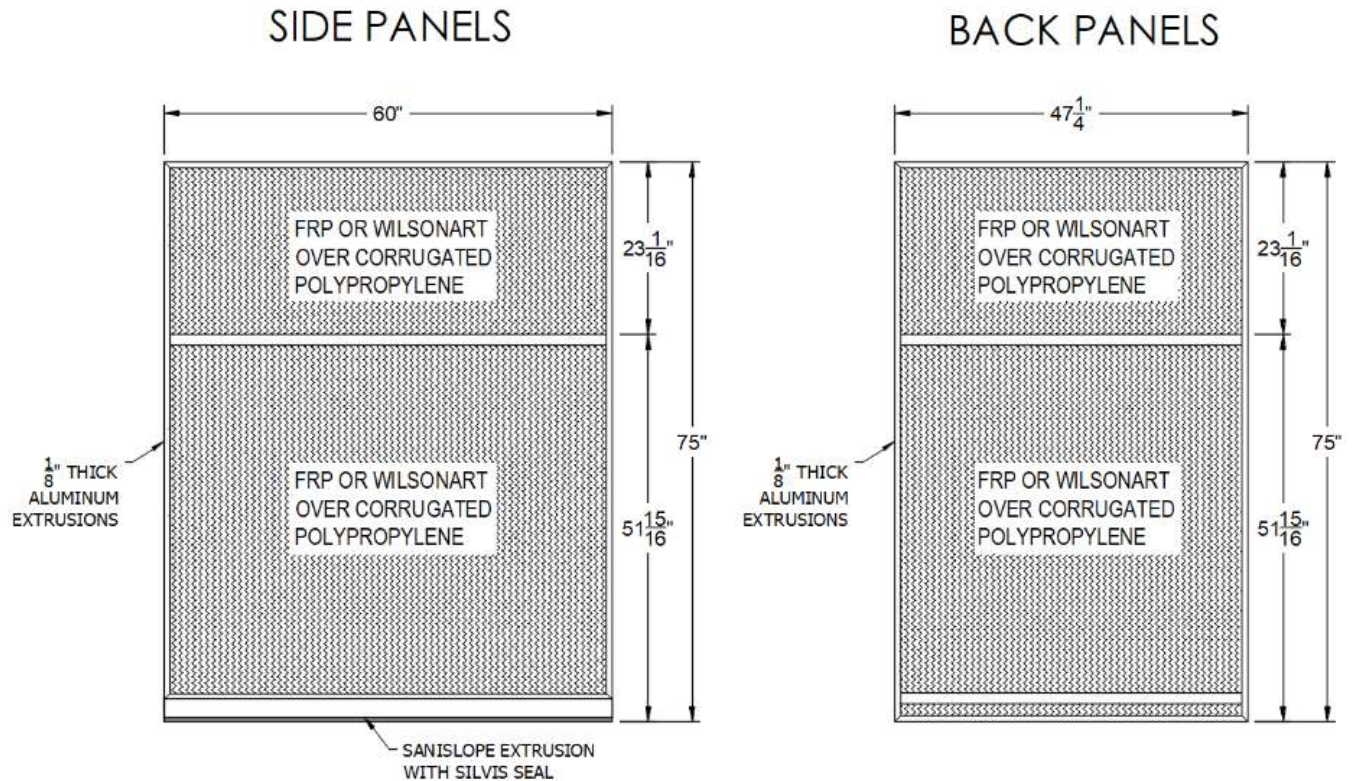
SPECIFICATIONS

SANIKENNEL – FULL ISOLATION PANELS



Options:

- Upper material infill: FRP or WilsonArt over Polypropylene core
- Lower material infill: FRP or WilsonArt over Polypropylene core
- Optional back panel transfer door on Back-to-Back Systems
- Optional side panel transfer door between runs *
- Side panels available in six-inch increments from 36" to 96" **
- Back panels available in one-inch increments from 28-1/4" to 95-1/4" **



*Side and Back Panel transfer doors cannot be combined in the same run

**Custom sizes may be available upon request

NOTE:

All dimensions
are $\pm 1/8"$

SPECIFICATIONS

SANIKENNEL – FULL

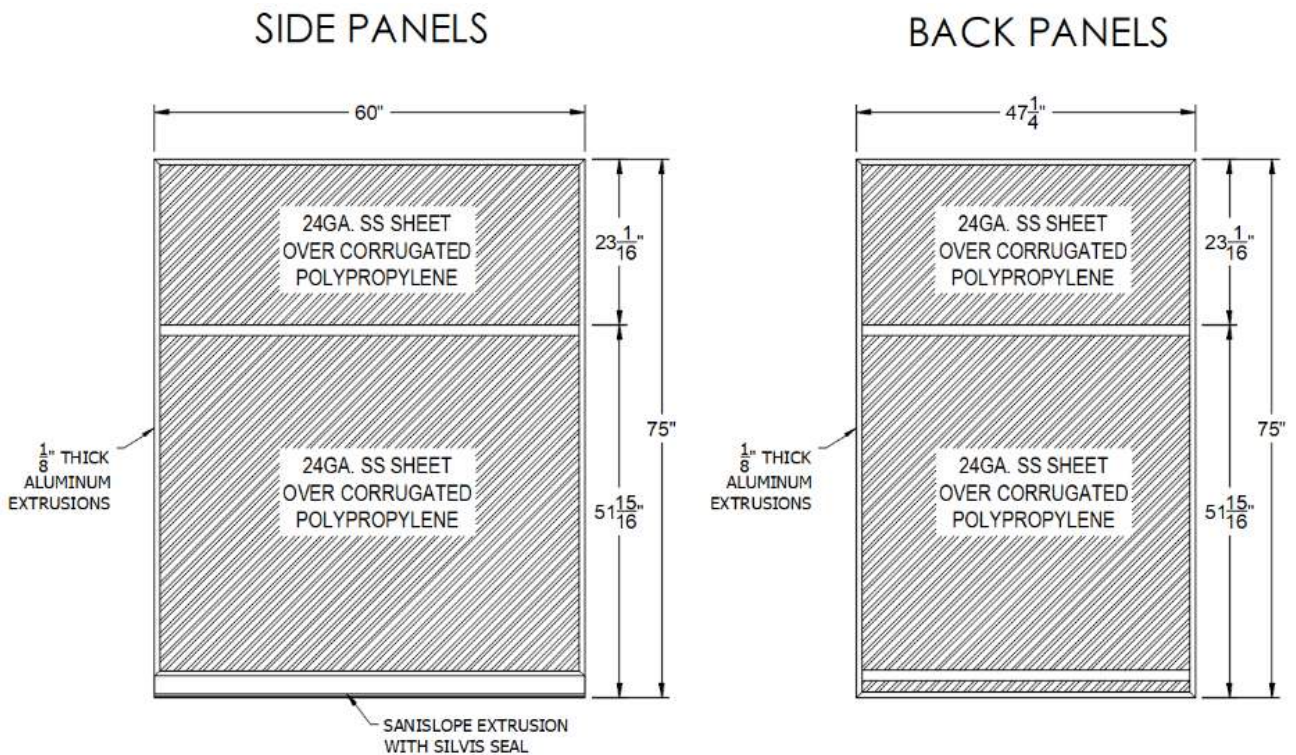
STAINLESS STEEL

ISOLATION PANELS



Options:

- Upper material infill: 24ga. Stainless steel sheet over Polypropylene core
- Lower material infill: 24ga. Stainless steel sheet over Polypropylene core
- Optional back panel transfer door on Back-to-Back Systems
- Optional side panel transfer door between runs *
- Side panels available in six-inch increments from 36" to 96" **
- Back panels available in one-inch increments from 28-1/4" to 95-1/4" **



*Side and Back Panel transfer doors cannot be combined in the same run

**Custom sizes may be available upon request

NOTE:

All dimensions
are $\pm 1/8"$

SPECIFICATIONS

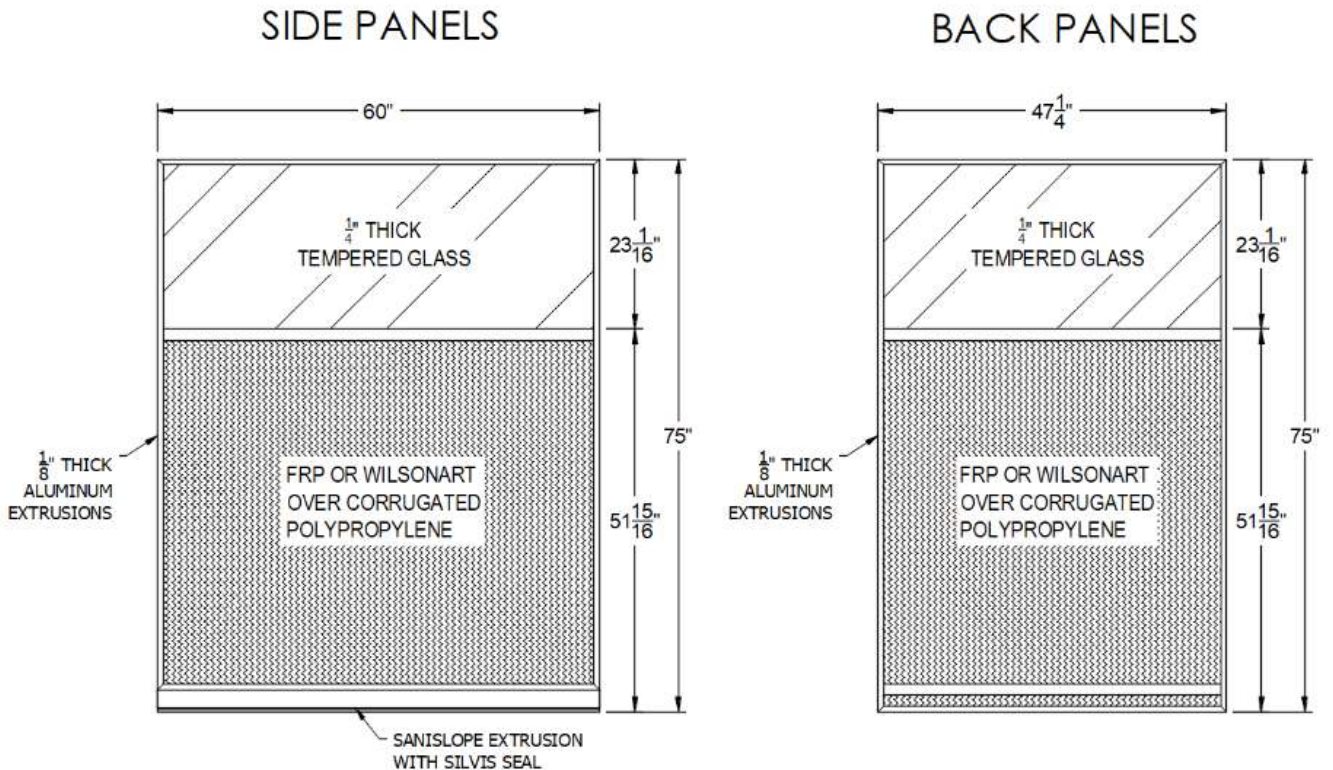
SANIKENNEL – GLASS

OVER ISOLATION PANELS



Options:

- Upper material infill: 1/4" Thick Tempered Glass
- Lower material infill: FRP or WilsonArt over Polypropylene core
- Optional back panel transfer door on Back-to-Back Systems
- Optional side panel transfer door between runs *
- Side panels available in six-inch increments from 36" to 96" **
- Back panels available in one-inch increments from 28-1/4" to 95-1/4" **



*Side and Back Panel transfer doors cannot be combined in the same run

**Custom sizes may be available upon request

NOTE:

All dimensions
are $\pm 1/8"$

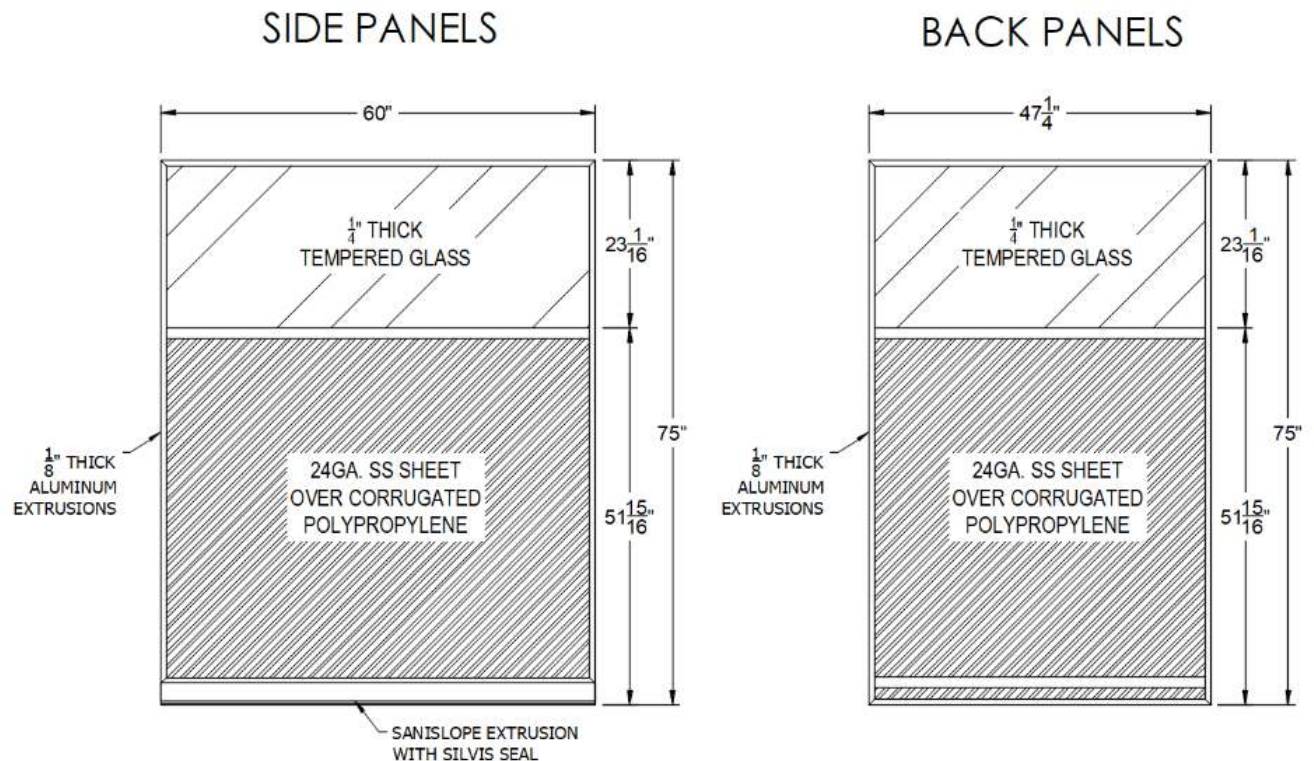
SPECIFICATIONS

SANIKENNEL – GLASS OVER STAINLESS STEEL ISOLATION PANELS



Options:

- Upper material infill: 1/4" Thick Tempered Glass
- Lower material infill: 24ga. Stainless steel sheet over Polypropylene core
- Optional back panel transfer door on Back-to-Back Systems
- Optional side panel transfer door between runs *
- Side panels available in six-inch increments from 36" to 96" **
- Back panels available in one-inch increments from 28-1/4" to 95-1/4" **



*Side and Back Panel transfer doors cannot be combined in the same run

**Custom sizes may be available upon request

NOTE:

All dimensions
are $\pm 1/8"$

SPECIFICATIONS

SANIKENNEL – STAINLESS

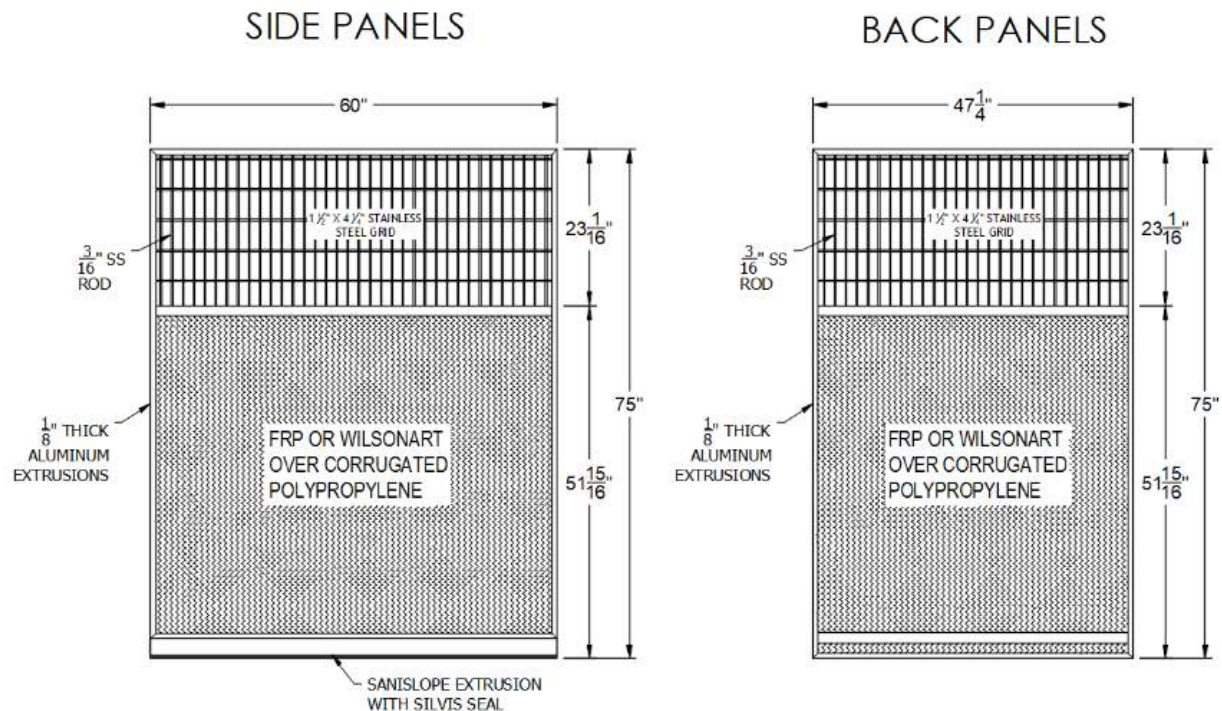
STEEL WIRE OVER

ISOLATION PANELS



Options:

- Upper material infill: 3/16" Diameter Wire Mesh
- Lower material infill: FRP or WilsonArt over Polypropylene core
- Optional back panel transfer door on Back-to-Back Systems
- Optional side panel transfer door between runs *
- Side panels available in six-inch increments from 36" to 96" **
- Back panels available in one-inch increments from 28-1/4" to 95-1/4" **



*Side and Back Panel transfer doors cannot be combined in the same run

**Custom sizes may be available upon request

NOTE:

All dimensions
are $\pm 1/8"$

SPECIFICATIONS

SANIKENNEL – STAINLESS

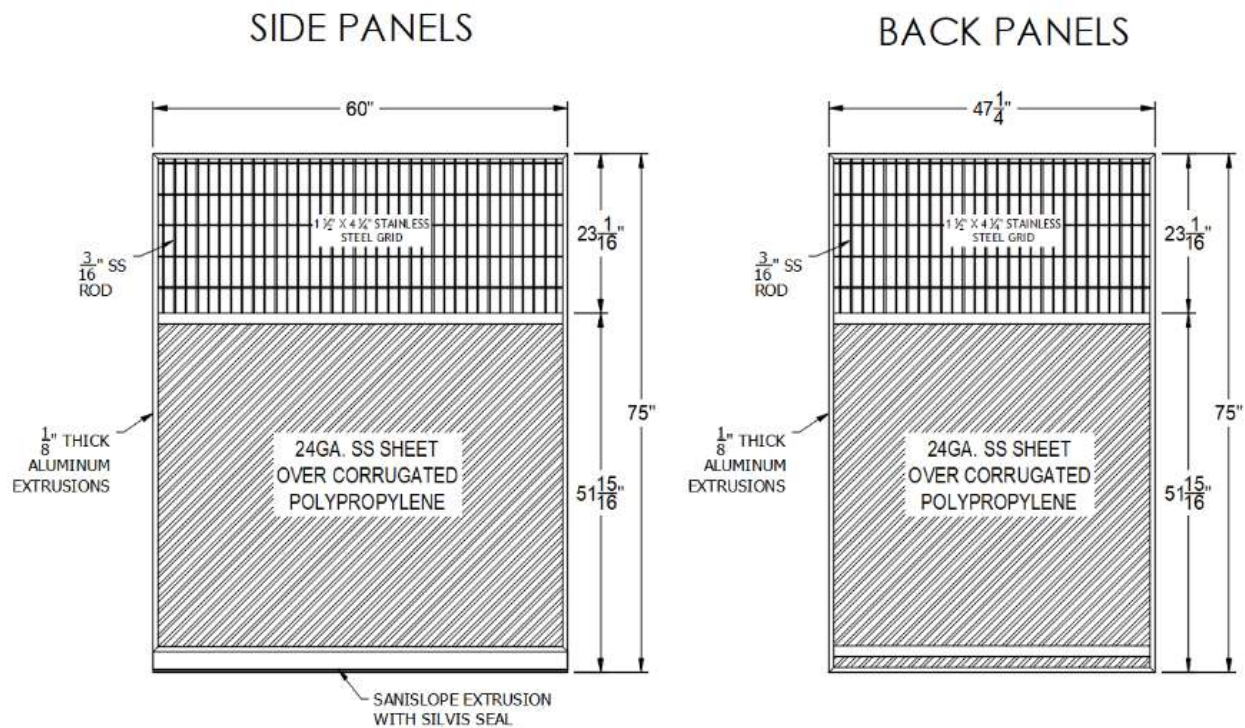
STEEL WIRE OVER

STAINLESS STEEL ISOLATION PANELS



Options:

- Upper material infill: 3/16" Diameter Wire Mesh
- Lower material infill: 24ga. Stainless steel sheet over Polypropylene core
- Optional back panel transfer door on Back-to-Back Systems
- Optional side panel transfer door between runs *
- Side panels available in six-inch increments from 36" to 96" **
- Back panels available in one-inch increments from 28-1/4" to 95-1/4" **



*Side and Back Panel transfer doors cannot be combined in the same run

**Custom sizes may be available upon request

NOTE:

All dimensions
are $\pm 1/8"$