

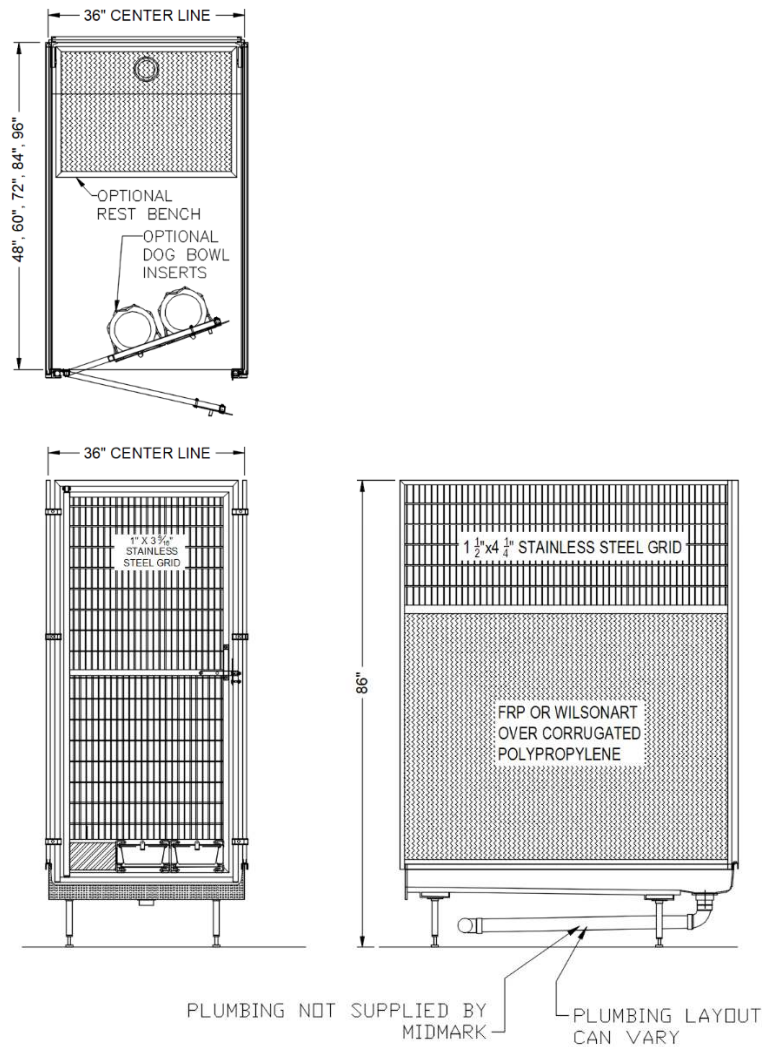
SPECIFICATIONS

ULTRABASE - COMPLETE UNIT



Options:

- Available in 36" or 48" widths
- Available depths are: 48", 60", 72", 84", and 96"
- Gates are available in any standard Sani-Kennel configuration
- Optional Swing-Up Rest Benches and Gate mounted Dog Bowl Inserts



NOTE:

**All dimensions
are $\pm 1/8"$**

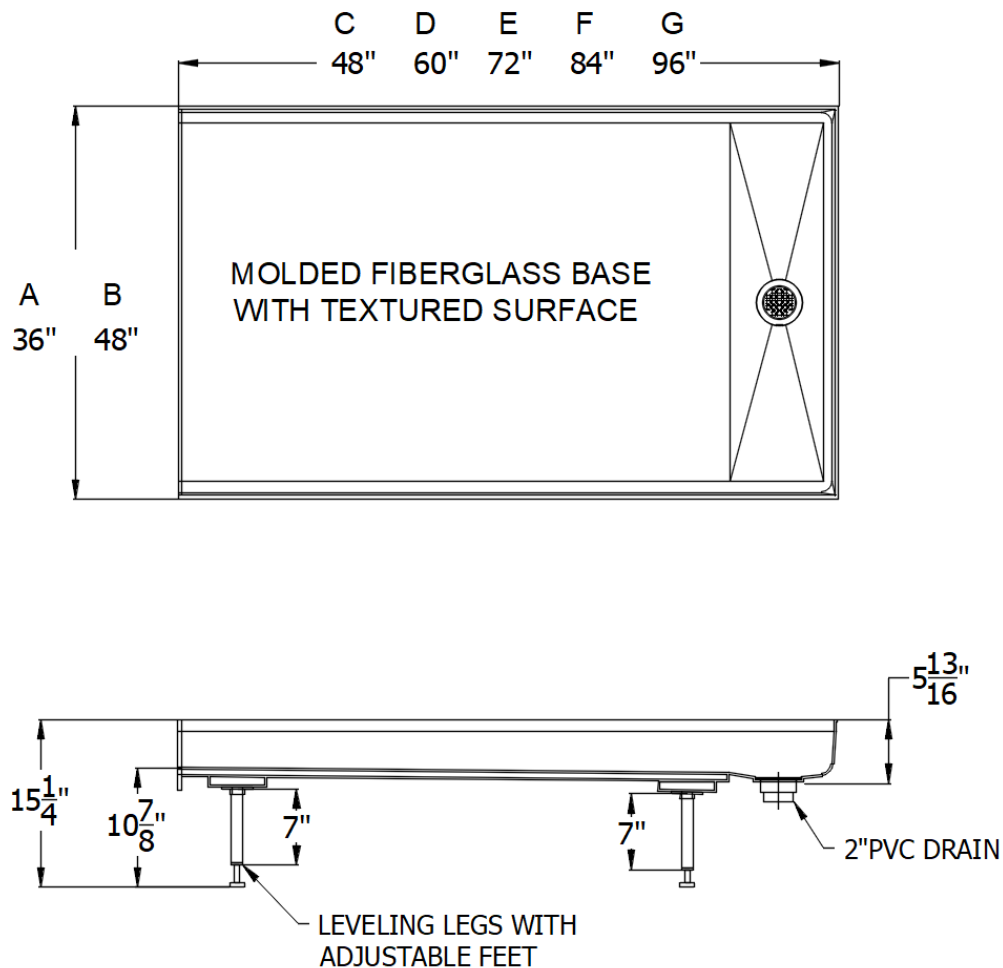
SPECIFICATIONS

ULTRABASE



Options:

- Available in 36" or 48" widths
- Available depths are: 48", 60", 72", 84", and 96"



36" wide – Approx. Shipping Weight: (C) - 43 lbs. (D) - 44 lbs. (E) - 57 lbs. (F) - 66 lbs. (G) - 68 lbs.
48" wide – Approx. Shipping Weight: (C) - 53 lbs. (D) - 54 lbs. (E) - 71 lbs. (F) - 72 lbs. (G) - 73 lbs.

NOTE:

*All dimensions
are ± 1/8"*

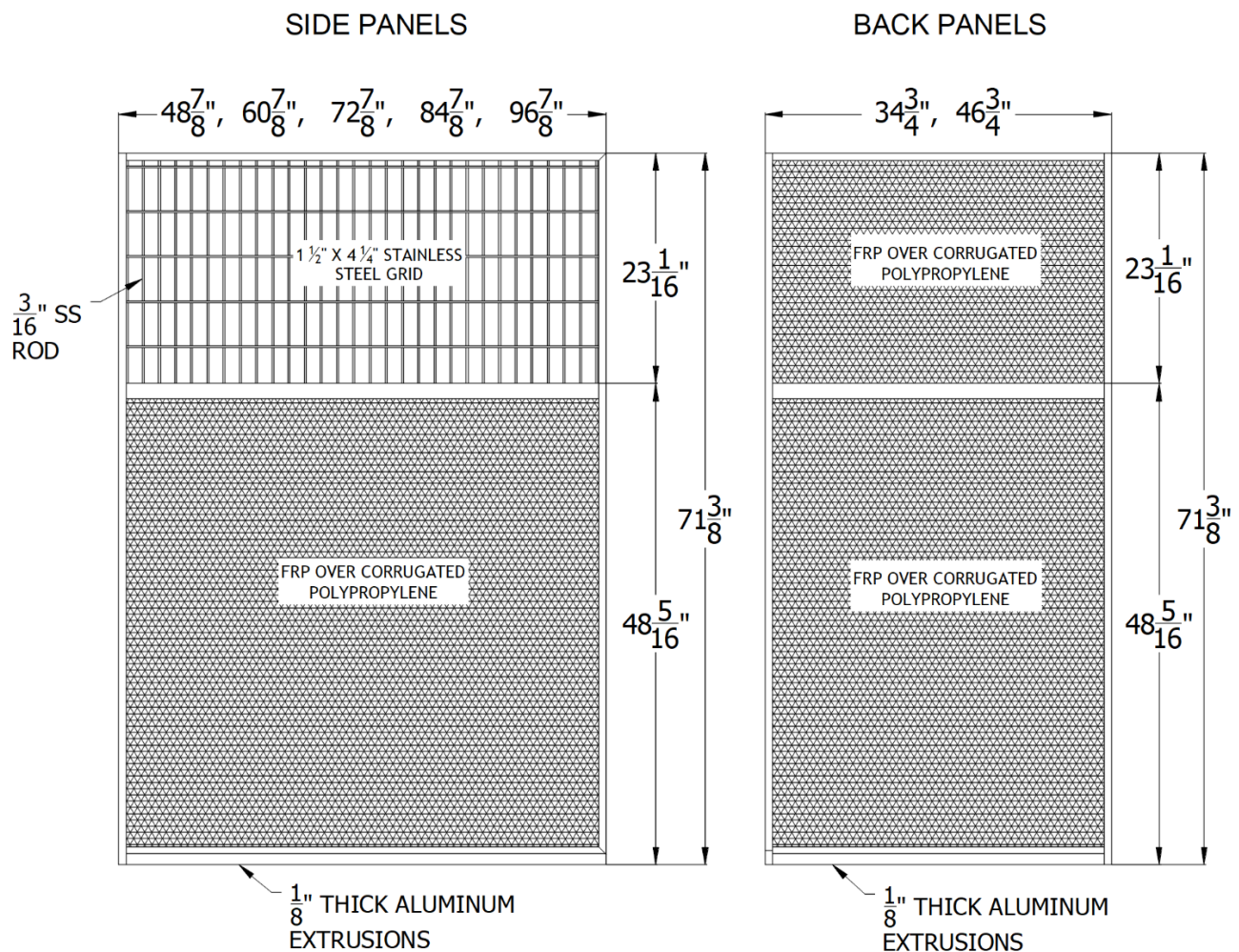
SPECIFICATIONS

ULTRABASE - PANELS



Options:

- Upper material infill: SS wire mesh, 1" Bonegrid, Tempered Glass, FRP, WilsonArt, or SS Isolation
- Lower material infill: FRP, WilsonArt, or SS Isolation
- Optional back panel transfer door on Back-to-Back Systems
- Optional side panel transfer door between runs *



*Side and Back Panel transfer doors cannot be combined in the same run

NOTE:

All dimensions
are ± 1/8"

SPECIFICATIONS

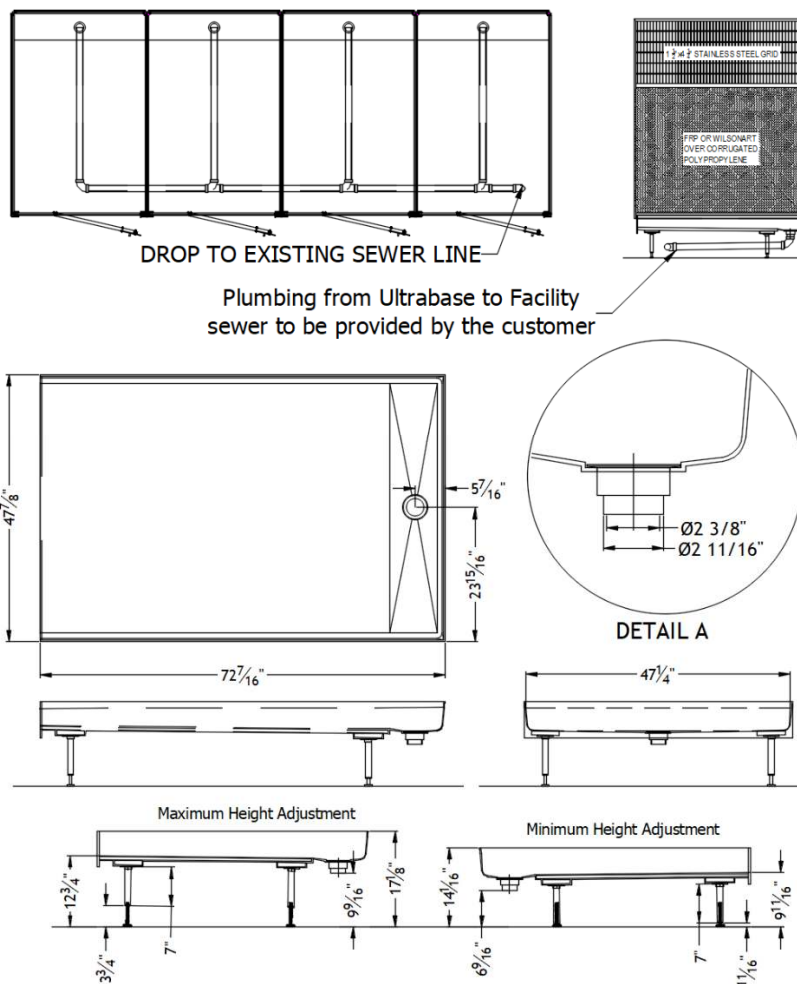
ULTRABASE – PLUMBING

DETAILS



- Midmark does not supply plumbing from drain connection to facility sewer.

*Minimum $\frac{1}{8}$ " Drop per foot on plumbing
Six 4ft. Ultrabases (3 on each side) or eight 3ft.
Ultrabases (4 on each side) per floor drain



*All measurements are for reference purposes only.

NOTE:
All dimensions
are $\pm 1/8$ "