



A guide for:
Mobile Instrument Table

SHOR-LINE
SCHROER MFG. CO.

▲WARNING This product is for animal use only. We do not condone this product for other uses.

▲WARNING To reduce the risk of injury, the user must read and understand this guide before installation of this product.

{Save This Guide For Future Reference}

PN: 006.2003.00
Updated: 9.27.2012



Introduction

Thank you for purchasing Shor-Line products. As a leader in animal care equipment, our commitment to you is exactly the same as it was in 1927.

We hope this guide answers any questions you might have in regards to use, care or installation. If you can't find the answers to your questions, have further questions or would like to purchase additional products, please contact us at 800.444.1579 or 913.281.1500. If in Europe phone +44 1446 77 20 41.

Consider keeping this guide in a safe and convenient place for future assistance.

For your safety, please follow the instructions on these labels:

▲CAUTION ▲WARNING

▲WARNING This product is for animal use only. We do not condone this product for other uses.

▲WARNING To reduce the risk of injury, the user must read and understand this guide before installation of this product.

{Shor-Line}

Schroer Manufacturing Company
511 Osage Ave.
Kansas City, Kansas 66105, USA
phone 800.444.1579 fax 913.281.5339
email guides@shor-line.com
www.shor-line.com

{Shor-Line Limited}

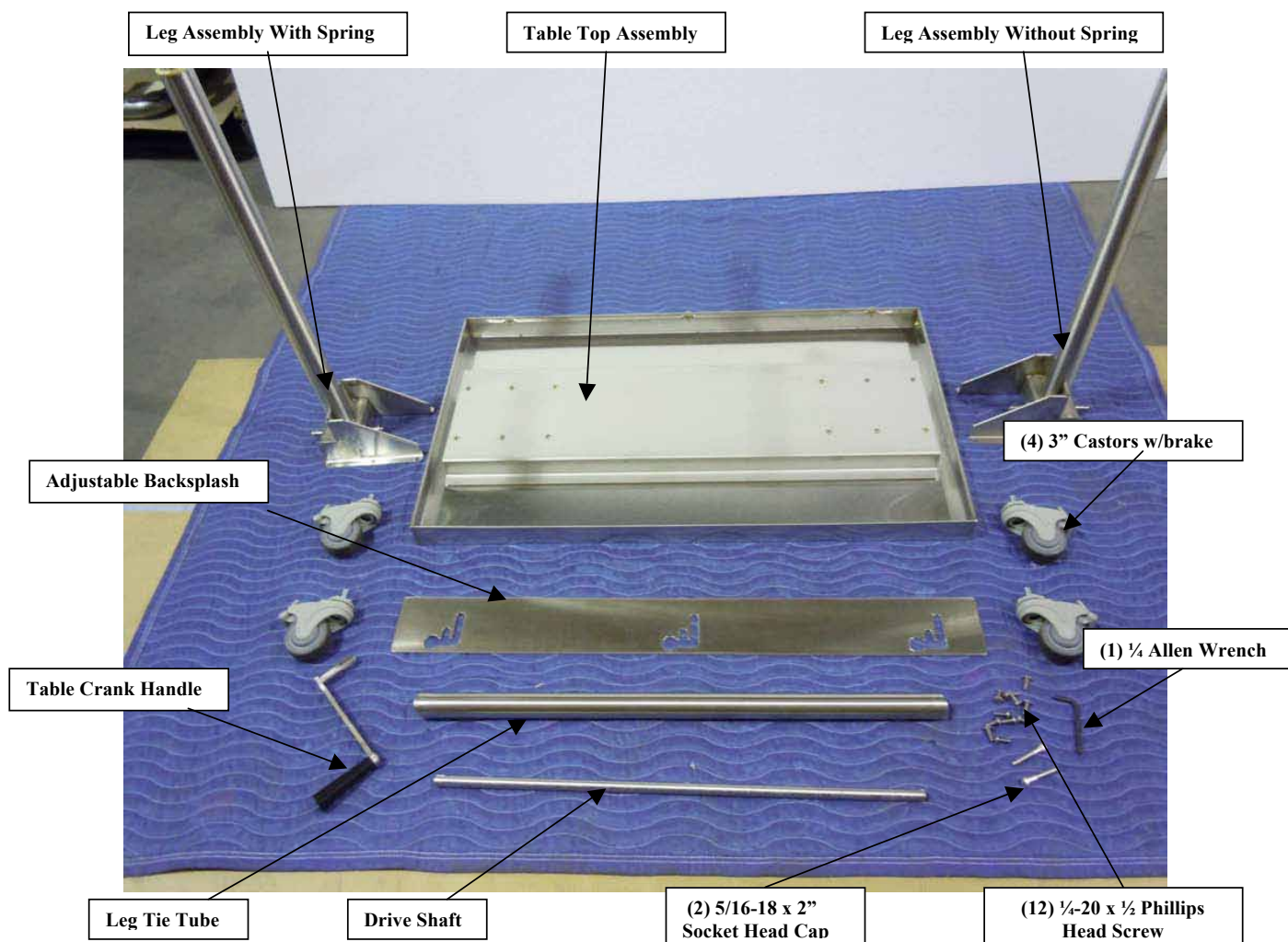
Vale Business Park
Llandow,
Vale of Glamorgan CF71 7PF
United Kingdom
phone +44 1446 77 20 41 fax +44 1446 77 36 68
email quality@shor-line.co.uk
www.shor-line.co.uk





The Mobile Instrument Table requires some assembly. This packet includes detailed instructions, including diagrams. Diagram -1- below outlines all items that should be included in the box when you receive your table.

DIAGRAM -1-



Be sure that all parts are contained and free of damage before you begin assembly. If an item is missing or damaged please contact Shor-Line immediately so we can expedite replacements.

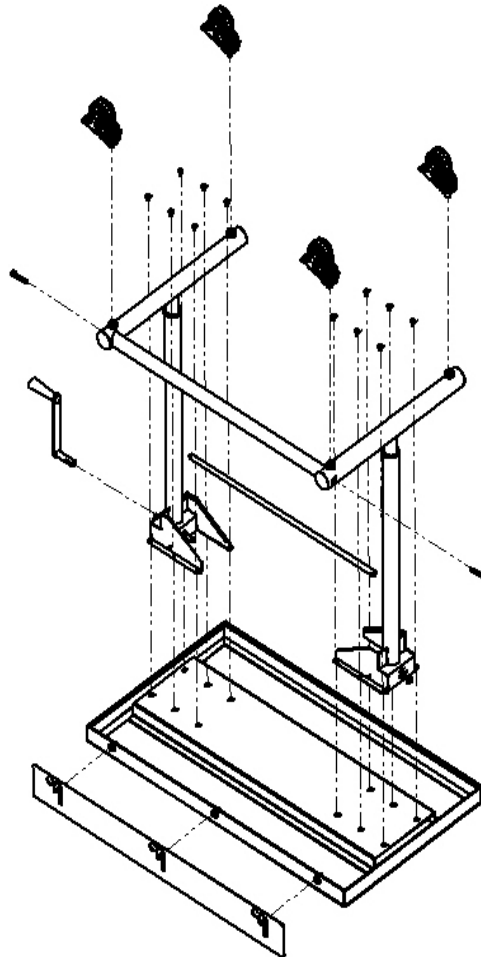
In addition to the above items you will need a #2 Phillips head screw driver to complete the assembly of your table.

Please see diagram -2-, page 3 for an additional view of table assembly before beginning. Before you begin you must decide on which side you would like to install the backsplash. It can be installed on the same side as the tie tube or on the opposite side by rotating the table top assembly.



DIAGRAM -2-

NOTE 1: THE HOLES IN THE LEG ASSEMBLIES MUST BE ON THE SAME SIDE FOR ATTACHMENT OF THE TIE TUBE. BACKSPLASH CAN BE ON SAME SIDE OR OPPOSITE SIDE OF LEG TUBE.
(Picture shows same side)



NOTE 2: THE BACKSPLASH CAN BE ON THE SAME SIDE AS THE TIE TUBE OR ON THE OPPOSITE SIDE. ROTATE TABLE TOP ASSEMBLY 180 DEGREES TO POSITION BACKSPLASH ON OPPOSITE SIDE OF THE TIE TUBE.

Step 1.

Lay the table top assembly down on a flat surface bottom side up.

Note: To prevent scratches to the table top, we suggest the table be assembled on a soft surface such as carpet.

Step 2.

Using the twelve Phillips head screws and a phillip head screw driver attach the leg assemblies to the bottom side of the table top assembly as shown in the diagram -3- below.

DIAGRAM -3-**Step 3.**

Once you have attached both leg assemblies, you can then attach the leg tie tube as shown in diagram -4-, using the two 5/16-18 socket head cap screws.

DIAGRAM -4-

While holding the leg tie tube even with the bottom of the leg assembly, insert the screw into the hole on the outside of the leg assembly into the leg tie tube. Tighten using the allen wrench provided in the hardware pack.

Step 4.

To attach the castors you must first place them in the lock position by pushing the lock lever down as shown in diagram -5-.

DIAGRAM – 5-



Once the lock has been secured screw the castors into the holes on each corner of the leg assemblies as shown in diagram -6- below.

DIAGRAM -6-



Note: Release brakes on castors to move table from location to location. Once the table has been re-located secure brakes to prevent movement.

Step 5.

Attach the drive shaft to the leg assemblies. Both ends of the drive shaft are slotted. The long slotted end will be attached to the leg assembly with spring. Line up the slot in the end of the drive shaft with the pin on the post in the middle of the spring as shown in diagram -7-. Push in on the spring and place the other end of the drive shaft over the post on the opposite leg assembly as shown in diagram -8-. Turn slightly until pin snaps into slot.

DIAGRAM -7-**DIAGRAM -8-**

Step 6.

Once the drive shaft has been attached turn the table right side up as shown in diagram -9-

DIAGRAM -9-

CAUTION: Due to the weight of the table and to prevent damage to the table top or its sub-assemblies we suggest using two people to lift the table.

Step 7.

Attach the Table Crank Handle to the dowel pin protruding from the top of the leg assembly on whichever side you would like to have the handle as shown in diagram -10-. Line up the slots in the handle with the pins in the dowel post and push inward.

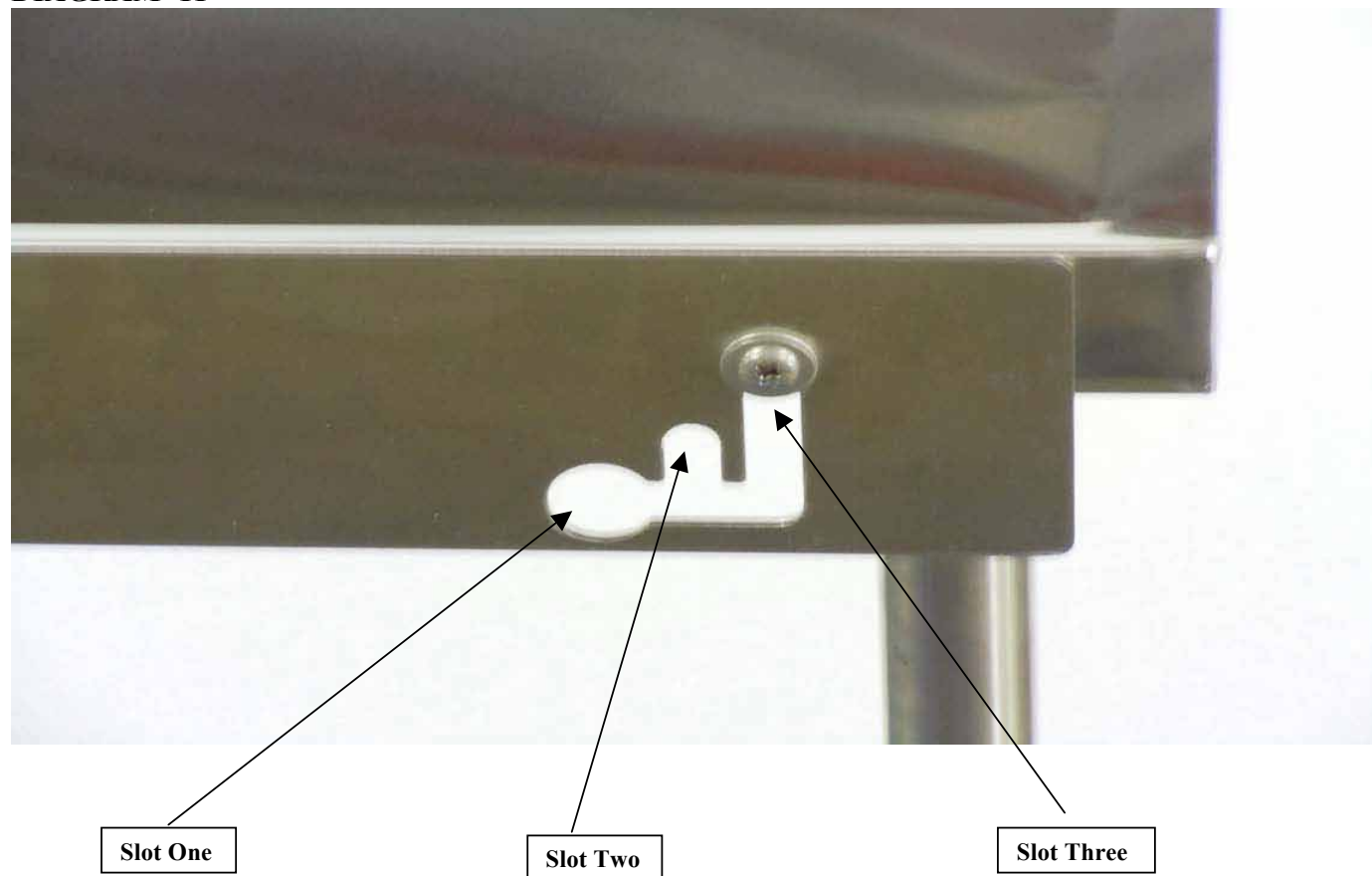
DIAGRAM -10-

The handle can be installed on either side of the table and is used to raise and lower the table. Based on which side of the table the handle is installed will determine which way the handle will need to be turned to raise the table and which way it will need to be turned to lower the table.

Step 8.

Now you can attach the backslash. The backslash has three slots as shown in diagram -11- below.

DIAGRAM -11-



Slot one is used for attaching and removing the backslash. Place slot one over the screws on back edge of the table top to attach or to remove the backslash.

Slot two is used to put the backslash in the up position. Place slot two over the screws on the back of the table top and push down to secure.

Slot three is used to put the backslash in the down position. Place slot three over the screws on the back of the table top and push down to secure.

(Note: this is the position shown in diagram -11- above)

Your table is now ready to use.



Stainless Steel Care & Cleaning

{Quality & Life of Your Product}

IMPORTANT: Routine maintenance will ensure quality and life of your long-term investment and protect animals from transmittable disease and infection

IMPORTANT: To safeguard your investment and rights to the Shor-Line's Warranty, it is important that you know factors that degrade stainless steel. Corrosion, pitting, and discoloration can occur if:

- Bleach, deodorizing agents, disinfectants, and sanitizers (chlorides, bromides, iodides and thiocyanates) stand wet on your product for a prolonged period (over two minutes).
- Bleach, deodorizing agents, disinfectants, and sanitizers are used frequently without being neutralized with clean water after each application.
- Acidic urine is not removed rapidly and surfaces are not washed thoroughly.
- Animal hair, holding urine and fluids, is allowed to collect around legs, hinges, casters, and welded wire intersections.
- Solutions like liquid bleach and antibacterials are allowed to evaporate and dry on surfaces.
- Particles from steel wool, metal fiber brushes, or metal scrapers (which are never recommended for cleaning stainless) get embedded in your product's surface, rust, and give the false impression that the stainless steel is defective.
- Your water source (local or well) is heavy in iron content and water is allowed to dry on your product.
- High levels of pollution (automotive exhaust, aggressive gases, soot, iron oxides, chemicals, etc.) or chloride (from sea or de-icing salts) exist in the environment and frequent, thorough cleaning (manual or rain-washing) does not occur.

{Care & Cleaning Best Practices}

IMPORTANT: You play an essential role in safeguarding your investment and rights to Shor-Line's Warranty. We strongly recommend:

- Daily or weekly cleaning of stainless steel to prolong its longevity and value and to help you maintain its finish.
- Using the mildest cleaning procedure that will do the job effectively.
 - Ordinary waste deposits and fluids can usually be removed with soap and water. Rinse thoroughly with clear water and dry completely with a soft cloth to discourage water spotting.
 - Minor scale build up and some hard water spotting can be removed by washing with vinegar followed by a clearwater rinse and thorough drying.
 - If rubbing, brushing, or scraping is required, use only stainless steel wool, brushes with plastic, nylon or stainless steel fibers, and scrubbers made of plastic or nylon. Ordinary steel wool or steel brushes should never be used.
 - Stubborn deposits or tightly adhering debris may require a commercial cleaning product. Scouring powders will scratch stainless and should not be used. Always review label statements on cleaning products regarding use on metals.
 - Cleaning is not completed until fresh water has been used to thoroughly rinse all residue of salt, bleach, deodorizing agents, disinfectants, and sanitizers.
- Rubbing, drying, and polishing should always be in the direction of the product's grain so scratches will blend into the surface. Efforts opposite the grain may produce a scratched surface appearance.
- Rubbing a soft cloth moistened with olive oil, undiluted white or cider vinegar, or club soda may brighten stainless steel and help remove surface streaks and heat stains.
- Never use paint, lacquer, or varnish as a substitute or shortcut for properly caring and cleaning stainless steel.
- Never intentionally stamp or etch stainless surfaces.

{Protecting Against Disease & Infection}

IMPORTANT: Shor-Line shares your commitment to health and safety. This information is intended help protect your animals, as well as, safeguard your investment.

- Bleaches can be harmful to animals. Bleaches can react with acids and release chlorine gas that is highly toxic.
- Because of its strong corrosive and toxic properties, bleach is diluted with water. The solution's potency (shelf-life) quickly degrades as the active chlorine dissipates with water. Animal care professionals, therefore, cannot know with certainty how effective the bleach solution is over time without implementing a formal monitoring system.
- If chemical deodorizers, disinfectants, or sanitizers are used, protect your animals from respiratory problems and infections by using clean water to wash residue from all surfaces and dry thoroughly.
- Clorox® Company warns: "We cannot recommend Clorox® to clean metal surfaces, including stainless steel. Prolonged or repeated exposure of metal to strong solutions of our product eventually can cause discoloration or corrosion. To reduce the possibility of metal discoloration, we suggest that exposure time to Clorox® be less than five minutes and that surfaces be rinsed well after application of the solution."

Services, Terms & Conditions, & Warranty**{ Terms & Conditions }**

ORDER & ACCEPTANCE By submitting an order for the products described herein, Buyer shall have agreed to purchase the products subject to all Seller's terms including these TERMS and CONDITIONS. Buyer's order is subject to and effective only upon acceptance and approval at Seller's offices in Kansas City, Kansas as evidenced by Seller's issuance of an Order Acknowledgement or Invoice. Processing of an order shall not commence until receipt of any applicable deposit and all required paperwork and customer sign-offs. The resulting contract shall be deemed made in Kansas and shall in all respects be governed and interpreted according to the laws of the State of Kansas. Buyer also consents to the jurisdiction of Kansas courts over any dispute involving this order.

ENTIRE AGREEMENT This order as accepted and approved by Seller constitutes the entire final agreement between the parties. Except as otherwise provided in writing by Seller, the terms set forth herein constitute the sole TERMS AND CONDITIONS for Buyer's order. Seller's acceptance of Buyer's order is expressly conditioned on Buyer's assent to these TERMS AND CONDITIONS which may not be supplemented, modified, superseded or otherwise altered except as authorized in writing by Seller. Any different, conflicting or additional terms in Buyer's purchase order or any other document of Buyer are rejected and Seller's TERMS AND CONDITIONS shall prevail.

TERMS OF PAYMENT Unless otherwise expressly specified by Seller in writing, payment shall be due 30 days from the date of invoice, payable in U.S. Funds. Seller reserves the right to negotiate terms or orders of any unique or special nature and may require full or partial payment in advance in its sole discretion. Acceptance of all orders and the payment terms for such orders are subject to approval by Seller's Credit Department. Seller may decline to make any shipment or perform any work except upon terms satisfactory to said Department. A charge of 1½% per month (or the highest monthly interest rate that may be imposed under applicable law) will be imposed on overdue accounts. Buyer will be liable for all expenses (including reasonable attorneys' fees) incurred in collecting any overdue accounts.

PRICES & QUOTES Prices on products specified herein are F.O.B. Seller's factory unless otherwise specified in writing and are exclusive of any city, state, local or federal tax. Prices are subject to adjustment without notice and Seller reserves the right to correct errors in prices or specifications. Any quotation (whether written or oral) is not an offer to contract or acceptance of an order. Similarly, neither a price list nor a catalog constitutes an offer to sell or contract, but are provided solely for customers' convenience.

TAXES Any sales, use, property, or other taxes or duties which Seller may be required to pay or collect (under any existing or future law) in connection with the sale, purchase, delivery, storage, processing, consumption or use of the products purchased herewith shall be for the account of Buyer and Buyer shall promptly reimburse Seller therefore.

DELIVERIES Delivery dates are estimates only and time shall not be of the essence unless specifically provided by Seller in writing. Seller will not have any liability for loss or damage resulting from a delay in a scheduled delivery or for non-delivery resulting from labor trouble, part or material shortages, accident, fire, war, strike, natural disaster, carrier delays or any contingency whatsoever (whether of the same class of those enumerated or otherwise) beyond its reasonable control. Buyer assumes all freight, handling and installation costs and the risk of loss or delay in transit. Seller will assist Buyer with transit arrangements, but Seller shall be free of any liability in connection therewith. Title



to all materials and products sold by Seller shall pass to Buyer upon delivery to the carrier and Seller's responsibility ceases at that time. Risk of loss, injury, or destruction of the products shall be borne by the Buyer and any such loss, injury or destruction shall not release Buyer from payment of the purchase price.

INSPECTION Buyer must inspect all materials for shortages, damages, conformity with order and defects before signing any documentation requested by the carrier. Buyer must immediately complete such inspection and shall not accept delivery of goods that are damaged or not in accordance with the bill of lading or packing slip without proper notification to the carrier and Seller. If goods are damaged, defective, shorted or appear not to conform to the order, Buyer shall discontinue their use and immediately notify the carrier and Seller of such condition and afford a reasonable opportunity to inspect the same. Buyer shall make, or provide Seller in writing with all information necessary to make, a claim against such carrier for any shortage, damage, or discrepancy of the shipment within fifteen (15) days after receipt of the goods. Claims or written information thereon not so presented within fifteen (15) days after receipt of the goods will not be allowed. No products will be taken back and credited or replaced unless arrangements for their return have been made in compliance with Seller's Return Policy stated below. SEE SELLER'S CATALOG FOR INFORMATION ON HOW TO FILE A FREIGHT CLAIM.

PRODUCT SATISFACTION In the event Buyer is not fully satisfied with the quality or workmanship of a product purchased hereunder, Seller in its sole discretion may arrange either to credit Seller's account (excluding shipping and handling costs) or replace the product. However, Buyer must notify Seller in writing of its dissatisfaction within fifteen (15) days of receipt of the product from Seller and immediately discontinue its use. Buyer also must return the rejected product to Seller freight paid within thirty (30) days of its receipt in compliance with Seller's Return Policy stated below. Seller's obligation is limited to providing the applicable credit or product replacement, which will be processed only after receipt of the returned product. In addition, this Product Satisfaction policy does not apply to specially designed, discontinued, used, factory second or repaired products.

LIMITED WARRANTY Seller warrants to the initial purchaser only of products manufactured by it that such products are free from defects in materials or labor for varying periods depending on the particular product and subject to the limitations and conditions set forth herein. Seller's stainless steel products are warranted to be free from such defects for their normal useful life. Seller's mechanical and electrical products, parts, devices and components (including such parts, devices and components of stainless steel products), and other-non-stainless steel products are warranted to be free from such defects for only one year. Seller disclaims any express or implied warranty for products not manufactured by Seller and the only warranty available therefore to Buyer is that offered by the products' manufacturers.

The warranty period shall run from the date of delivery to Buyer. If within the applicable warranty period a product proves to be defective as described herein, Seller will repair or replace the product, at Seller's sole discretion, conditional upon Buyer's written notice of the defect within fifteen (15) days after its discovery. Upon receipt of Buyer's notice including substantiation of Buyer's status as the initial purchaser and details of the defect, Seller shall advise Buyer whether it plans to repair or replace the product. Seller's obligation is solely limited to repair or replacement of a defective product and in no event shall Seller be liable for transportation from or to Seller's offices or any other expense which may arise in connection with this Limited Warranty or the aforementioned Product Satisfaction policy.

SELLER MAKES NO OTHER WARRANTY OR GUARANTEE OF ANY KIND WHATSOEVER, WHETHER EXPRESS OR IMPLIED, STATUTORY OR OTHERWISE INCLUDING, BUT NOT LIMITED TO IMPLIED WARRANTIES OF FITNESS, AND/OR MERCHANTABILITY. THE ABOVE LIMITED WARRANTY CONSTITUTES SELLER'S ONLY WARRANTY AND NO PERSON OR ENTITY IS AUTHORIZED, ON BEHALF OF THE SELLER, TO MODIFY OR EXPAND UPON THE PROVISION EXPRESSED IN THIS PARAGRAPH NUMBER NINE. THE SELLER'S LIABILITY UNDER THIS LIMITED WARRANTY SHALL BE LIMITED AS PROVIDED FOR ABOVE AND THE FOREGOING SHALL BE THE BUYER'S SOLE REMEDY AND RECOURSE UNDER THIS CONTRACT. There are no warranties which extend beyond the description on the face hereof and goods are sold as is. Seller's Limited Warranty is only available to the initial purchaser of its products and is effective only upon compliance with the terms set forth herein.

Buyer agrees that the products subject to this Limited Warranty will be properly maintained in the ordinary course of business. Buyer agrees to comply with all instructions and specifications furnished by Seller relating to the installation, care, use and application of products purchased. Buyer agrees that it will not modify, misapply, or misuse such products in any manner which would deviate from Seller's instructions. Any repairs, alterations or service provided by parties other than Seller, or its authorized representative, may void this Limited Warranty. This Limited Warranty shall not apply to normal wear and tear, improper or insufficient maintenance, routine maintenance, or damage caused by accident, negligence, improper operation or the use of corrosive materials (including without limitation bleach or sodium



hypochlorite used on stainless steel surfaces). THE SELLER'S LIMITED WARRANTY MADE IN CONNECTION WITH THIS SALE SHALL NOT BE EFFECTIVE AND SHALL BE VOID UNLESS SUCH GOODS ARE APPLIED AND USED IN ACCORDANCE WITH SELLER'S INSTRUCTIONS.

LIMITATION OF LIABILITY UNDER NO CIRCUMSTANCES SHALL SELLER BE LIABLE TO BUYER OR ANY OTHER PERSON FOR ANY SPECIAL, LIQUIDATED, INCIDENTAL OR CONSEQUENTIAL DAMAGES, INCLUDING, WITHOUT LIMITATION, DAMAGES BASED UPON LOST GOODWILL, LOST SALES OR PROFITS, WORK STOPPAGE, DELAY, PRODUCT FAILURE, IMPAIRMENT OF GOODS OR OTHERWISE AND WHETHER ARISING OUT OF BREACH OF WARRANTY, BREACH OF CONTRACT, NEGLIGENCE OR OTHERWISE, and in any case, Seller's liability for any and all losses and damages sustained by Buyer and others, rising out of or by reason of this contract, shall not exceed the original purchase price of the products upon which liability is founded.

IN NO EVENT SHALL ANY ACTION BE COMMENCED AGAINST THE SELLER MORE THAN ONE YEAR AFTER THE CAUSE OF ACTION WITH RESPECT TO WHICH THE CLAIM IS MADE HAS ACCRUED. SELLER SHALL NOT BE RESPONSIBLE FOR EXPENSES FOR REPAIRS NOT MADE BY SELLER WITHOUT THE PRIOR WRITTEN CONSENT OF SELLER.

RETURN POLICY All products being returned for any reason or delivered for repair service (whether or not pursuant to our Limited Warranty) must receive advance authorization from Seller. Buyer must contact Seller's Technical Service Department at 1.800.444.1579 to receive a Return Authorization Number. All products returned, except for warranty service or pursuant to the Product Satisfaction policy, are subject to a minimum 15% restocking charge. Buyer will be responsible for all freight charges on returns.

INDEMNITY Buyer agrees to protect, defend, indemnify and hold harmless the Seller from and against any and all direct loss suffered and any liability to third parties due to bodily injury (including death) to any person or animal, or damage to any property as a result of Buyer's misuse, misapplication or failure to inspect or maintain the Seller's products, or such loss or liability caused by the act or omission of the Buyer in the performance of any services using said products. Buyer also agrees to indemnify and hold harmless the Seller for any taxes paid as discussed in paragraph five above. This indemnity provision expressly includes attorney's fees and settlements of claims in a reasonable manner under the circumstances.

UNLAWFUL USE Buyer agrees that no goods covered by this contract shall be used in any manner violative of any laws of the United States, whether state or federal, or local ordinance, and no such goods shall be distributed to any foreign country in any manner prohibited by United States law.

REGULATIONS AND CODES Seller makes no representation or promise, express or implied, that goods delivered hereunder will conform to any state or local laws, regulations, codes, ordinances, or standards, except as particularly and expressly specified and agreed upon for compliance in writing as a part of the contract between Buyer and Seller.

SELLER'S REMEDIES Seller hereby expressly reserves all remedies provided for by the Uniform Commercial Code and such remedies are expressly cumulative in nature and include all of the available remedies for breach and Seller need not make any election of remedy.

MISCELLANEOUS Buyer may not assign its rights or duties relative to this order without Seller's written consent, but Seller may assign its interest in such order to any affiliate or successor in interest. The waiver of any breach of these TERMS AND CONDITIONS shall not constitute a waiver as to any further breach. Any of these TERMS AND CONDITIONS found to be invalid, illegal or unenforceable, shall be considered inoperative and the remaining TERMS AND CONDITIONS shall be valid and enforceable as though such provisions are not included herein. Contact our Credit Department toll-free for questions: 800.444.1579

{ 8 }

SHOR-LINE®

SCHROER MFG. CO.

toll free	local	fax
800	913	913
444.1579	281.1500	281.5339

Shor-Line/Schroer Manufacturing Co.
511 Osage Avenue
Kansas City, KS 66105 U.S.A.

www.shor-line.com