



JB-70
PREVA

Midmark Corporation
675 Heathrow Drive
Lincolnshire, IL 60069
USA

1-800-MIDMARK
midmark.com

Technical Specifications:

Electrical:

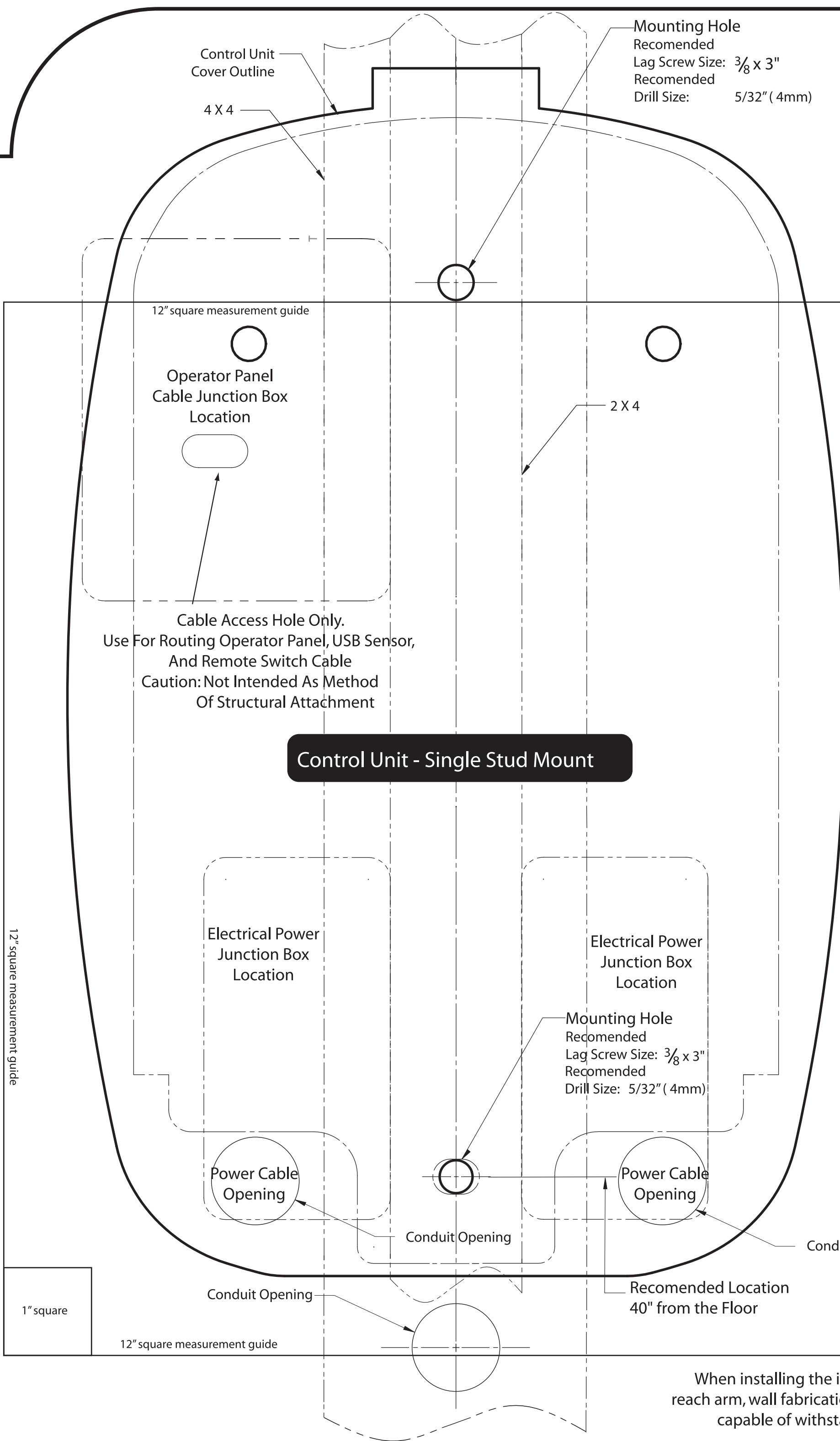
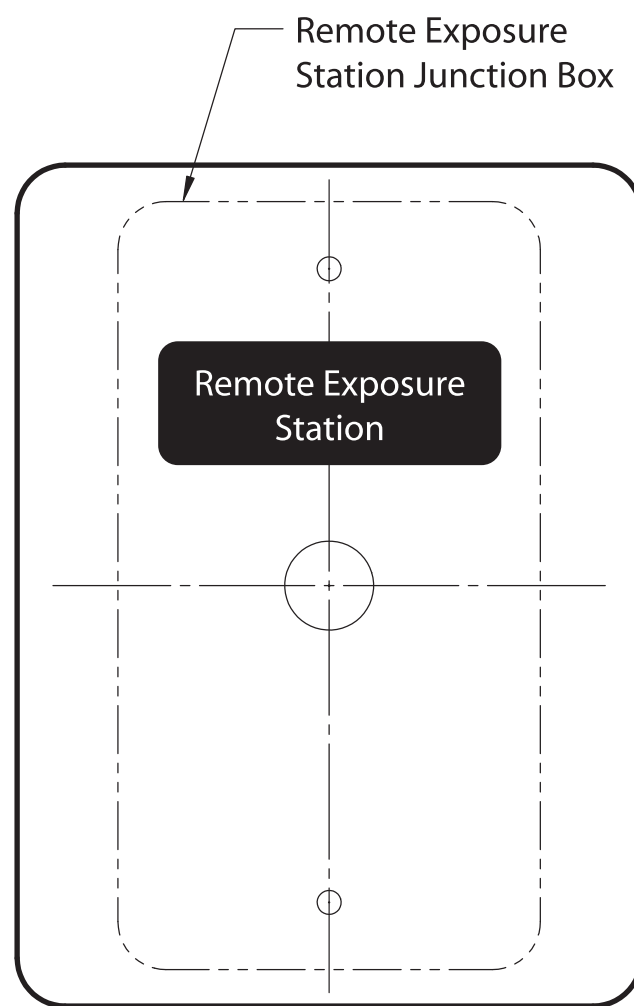
JB-70 Line Voltage:

120 VAC 10 % 50/60 Hz Max Line Current 10 A

PREVA Line Voltage:

100-230 VAC 10% 50/60 Hz Max Line Current 5A

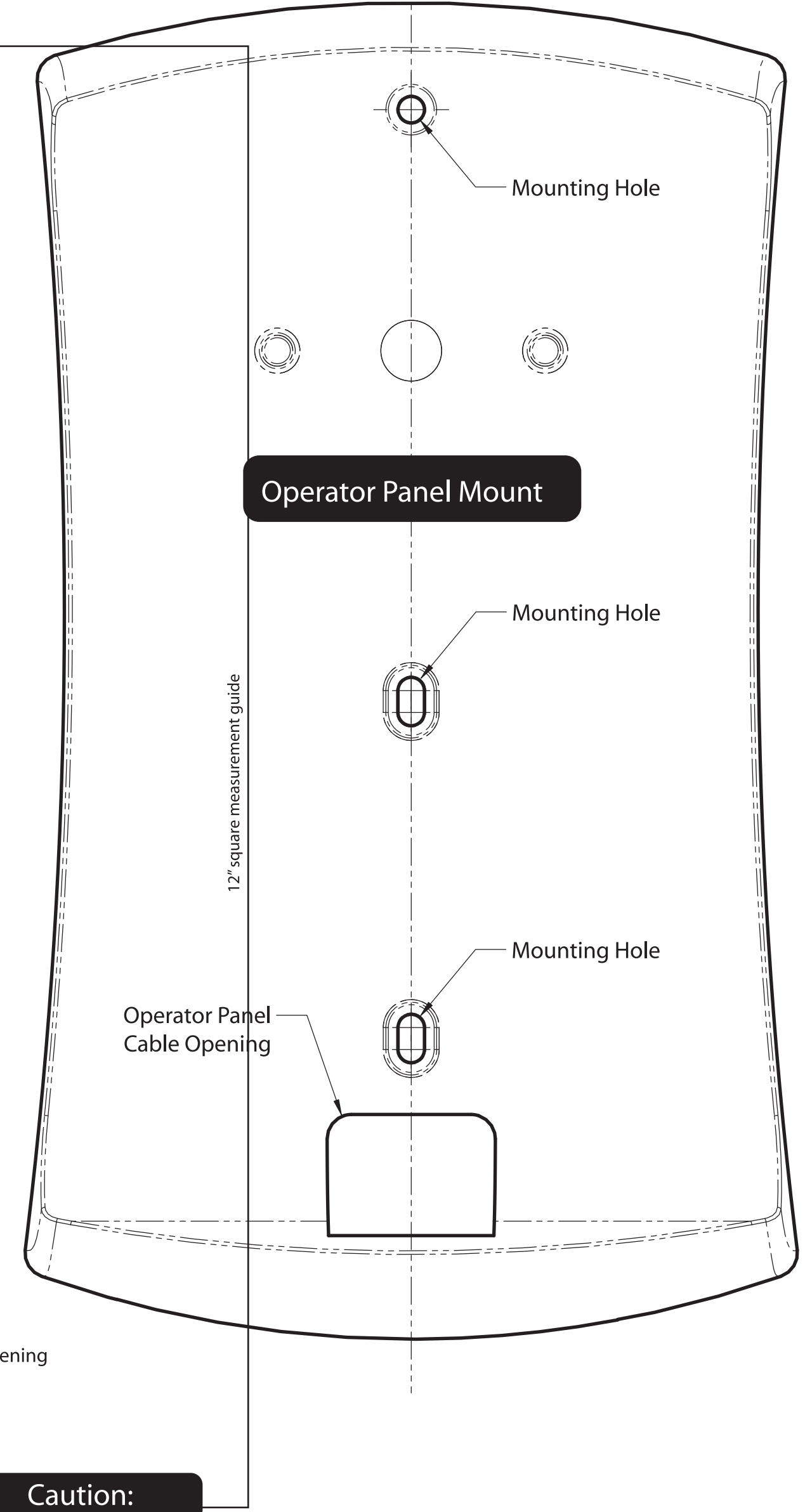
Cone Length: 20 cm (8 in)
Mounting Plate Load Moment: 920 ft lbs (127 Kg m)



Attachment Cautions

When using lag screws as the method of attachment, it is imperative to consider the full scope of the task. Several factors must be considered for safe, permanent installations. For detailed issues see installation manual. Some key issues are:

- 1. The size of the pilot hole required for the lag screw will be different based on the grade, age and condition of the lumber.
2. Plywood, particle board or similar construction materials, should not be used for attachment.
3. Never over-tighten the lag screws as this will weaken the mechanical connection.
4. Progeny mechanical designs will exert up to 920 ft lbs (127 Kg m) of loading moment on the supporting structure.
5. Inspect the attachment method 30 days after the installation and, every 6 months there after.



Caution:

When installing the intraoral system, combined with the 82 in (208 cm) reach arm, wall fabrication and attachments to the building structure must be capable of withstanding a load moment of 920 ft lbs (127 Kg m)