

**Midmark®
Smart View™**

Release 1.3



SUMMARY OF RELEASE 1.3

This release offers enhanced features for next generation Midmark® Steam Sterilizers. It is designed to improve your sterilization processes while maintaining compliance with industry standards.

Key features of this release include the following new capabilities:

- Multiple languages available on the sterilizer
- Automatic upload of cycle data to Midmark Smart View
- Cycle record report creation in Midmark Smart View

IMPORTANT

Preparing Your Next Generation Sterilizer for the Update

1. Please keep the sterilizer powered on.
 2. Be sure the sterilizer is not in use.
-

RELEASE 1.3 INCLUDES THE FOLLOWING FEATURES

Multiple Languages on the Sterilizer

Within the Settings menu, there are three main tabs across the top: GENERAL, CYCLES and SYSTEM. Navigate to the SYSTEM tab. Users can toggle between English, French and Spanish here. Please see the Midmark Steam Sterilizer Setup and User Guide for more information.



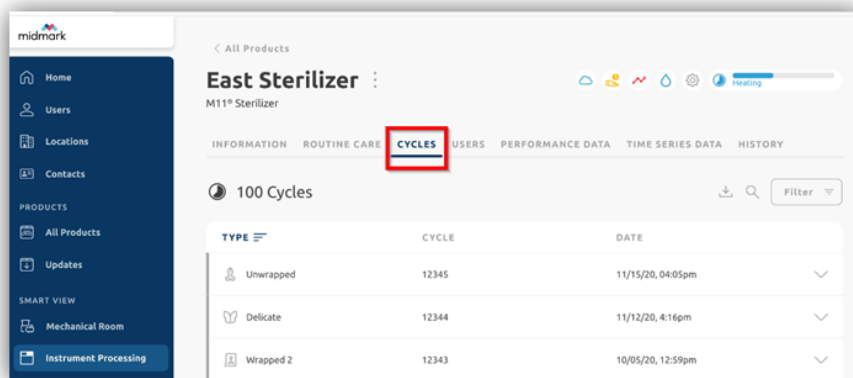
Additional Service Component Check on the Sterilizer

A routine for checking the door motor has been added to the component check module. For more details, refer to the Troubleshooting section of the Midmark Steam Sterilizer Setup and User Guide.

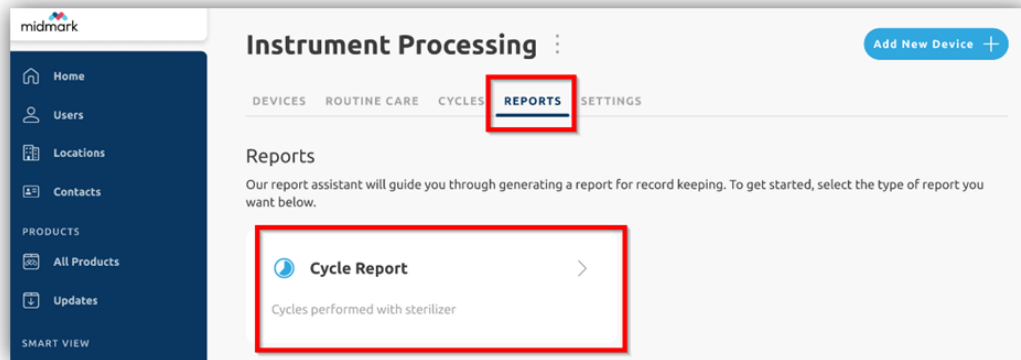
Sterilizer Cycle Records Available in Midmark Smart View Portal

View cycle records and create reports from connected sterilizers. Records will automatically start syncing once the update is applied.

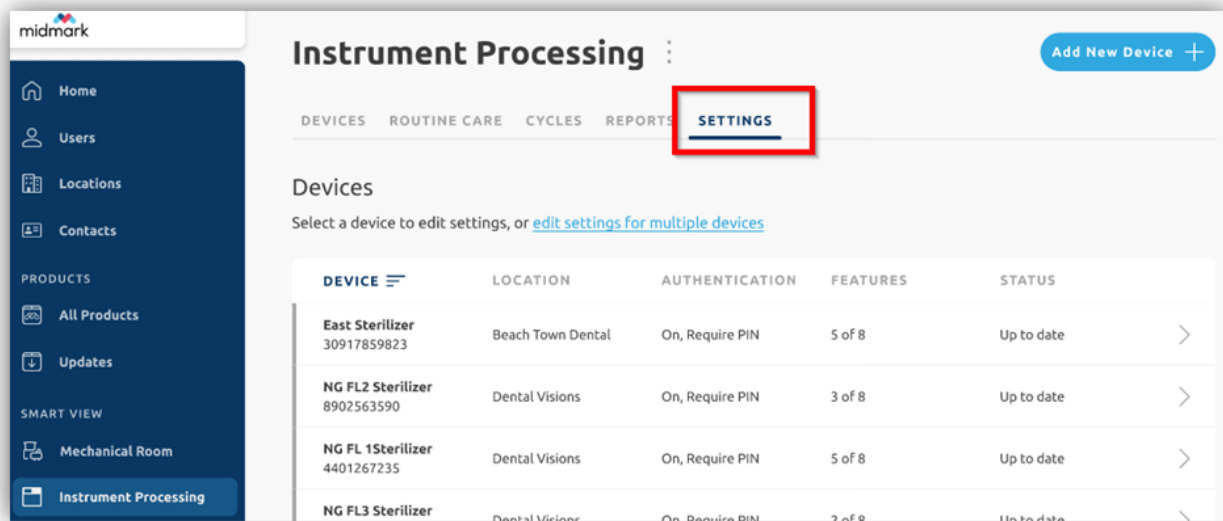
- **Cycles Tab:** Allows users to view sterilization cycles that ran on the connected sterilizers.



- **Reports Tab:** Provides real-time insights into the effectiveness of sterilization processes and enables running comprehensive cycle reports.



- **Settings Tab:** Enables users to receive confirmation of successful or unsuccessful settings updated across selected sterilizers.



- **Sterilizer Cycle Data Reporting on Portal:** Allows users to oversee, manage, and consistently apply compliance protocols across their entire network through a central command center.

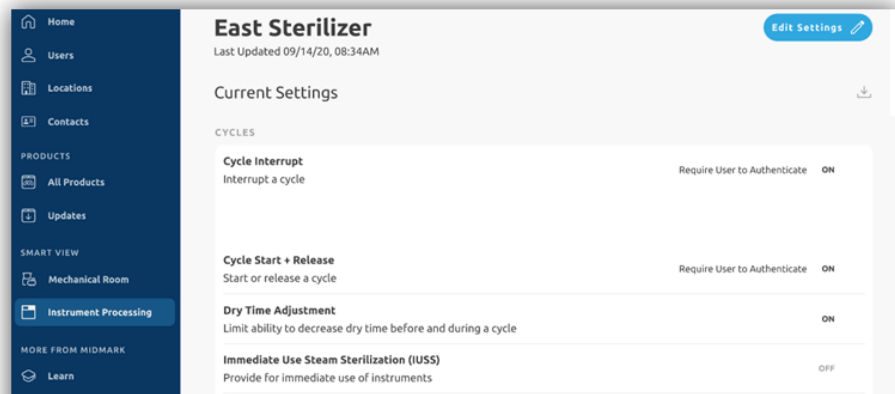
The screenshot displays the Midmark portal interface. On the left is a dark blue sidebar with navigation links: Home, Users, Locations, Contacts, PRODUCTS (All Products, Updates), SMART VIEW (Mechanical Room, Instrument Processing), and MORE FROM MIDMARK (Learn). The main content area is titled 'All Cycles' and shows 'Cycle 12343' with a 'Load 56 of the day'. The cycle is for an 'East Sterilizer' at 'Beach Town Clinic, FL 1, RM 13, Bay 8'. The cycle was initiated on 09/15/20 at 4:05pm. The 'Initiated' section lists: Type (Wrapped 1), Dry Time (5 minutes), Exposure Temperature (270°F), and Exposure Time (5 minutes). The 'Results' section, dated 09/15/20 at 5:15pm, shows: Status (Completed), Completed by (jthomas), Total Time (40 minutes), Dry Time (25m²), Exposure Temperature (270°F - 275°F), Exposure Time (4 minutes), Pressure (27.2 - 30.5 PSI), Contents Condition (Dry), and Chemical Indicator (Rejected). Small footnotes at the bottom indicate: '¹ Disabled in device settings, or not reported' and '² User changed from default value of 30m'.

- **Compliance Settings:** Help ensure sterilizer compliance processes and procedures are consistent from location to location and from device to device. Users can:
 - Update sterilizer cycle and compliance settings within the portal for one or many of their sterilizers.
 - Customize compliance settings, such as managing the visibility of options on the sterilizer and configuring optional cycle types.
 - Manage cycle settings, including creating custom cycles and adjusting dry time.

The screenshot shows the 'East Sterilizer' settings page in the Midmark portal. The sidebar is identical to the previous screenshot. The main content area is titled 'East Sterilizer' with a 'Last Updated 09/14/20, 08:34AM' timestamp and an 'Edit Settings' button. Under the 'Current Settings' section, there is a 'COMPLIANCE' tab. The settings are as follows:

- Compliance Notifications:** Display notifications when compliance events occur (requires feature to be active). Status: ON.
- Chemical Indicator Tracking:** Monitor sterilization conditions are met by using Chemical Indicators. Status: ON.
- Contents Condition:** Capture information about the dryness of cycle contents. Status: ON.
- Contents Tracking:** Track the contents (ex. instruments, packs) for each cycle. Status: ON.

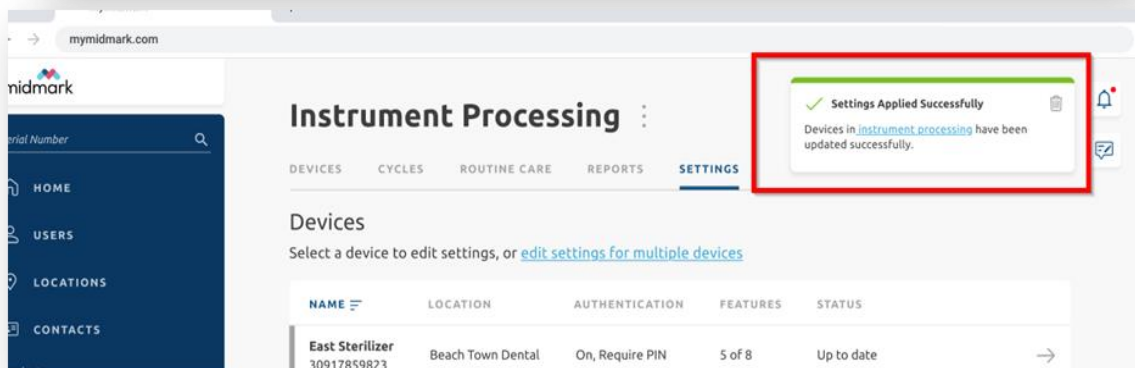
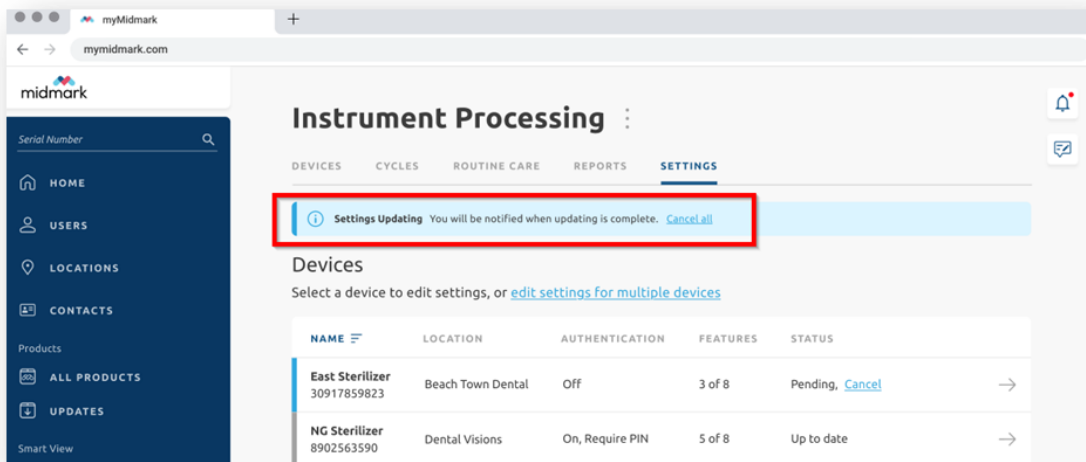
- **Cycle Settings:** Enable users to customize cycle settings, such as managing the visibility of options on the sterilizer and configuring user authentications.



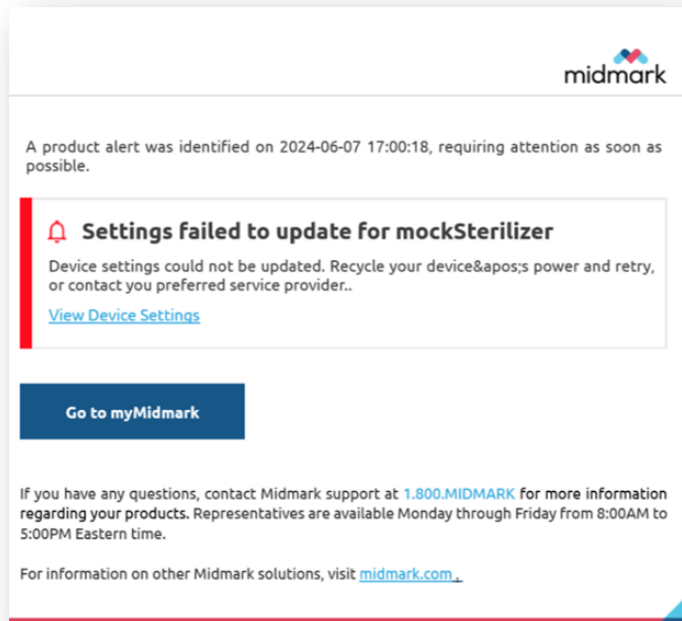
- **Notifications for Cycle and Compliance Settings:**

Provide optional notifications within the portal and/or through email for the following:

- Success or failure to update general settings.
- Success or failure to update cycle and/or compliance settings.
- Issues that could negatively impact sterilization cycles, such as a chemical indicator failure.



- **Notifications for Activity Monitoring:** Provide increased visibility into cycle performance and compliance.
 - These notifications highlight potential issues that might impact sterilizer cycles, such as when a cycle is interrupted, runs under the default dry time or contains items marked as wet.
 - Based on preferences, users can receive activity monitoring notifications via email or within the portal.



- **Cycle Reporting:** Enables users to generate cycle reports directly from the Smart View online portal. Allows users to generate cycle reports directly from the Smart View online portal, helping to identify issues quickly and maintain compliance with governing regulations.
 - Connected sterilizers will automatically send cycle information to myMidmark.com.
 - Users can create reports by device, user and location.

