

A close-up photograph of a white medical chair, showing the seat and the backrest. The chair is positioned on the left side of the frame, with the rest of the image being a plain, light-colored background. The lighting is soft and even, highlighting the texture of the chair's upholstery.

Ritter®

MEDICAL

230 Procedure Chair



Healthcare is changing. Are you changing with it?

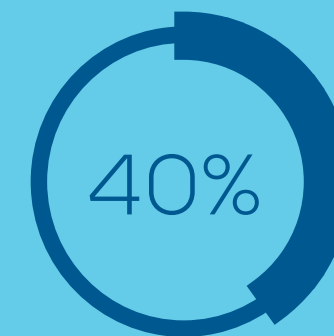
Close to half of all procedures in the US are now performed in the office setting.¹ With advancements in technology, anesthesia and pain management, it is expected that the number of procedures being performed on an outpatient basis will continue to rise.² Is your facility equipped to handle this migration of care?

The **Ritter® 230 Procedure Chair** is designed to help organizations create a more efficient, effective and ergonomic outpatient procedure workflow, starting at the heart of the procedure room—the procedure chair.

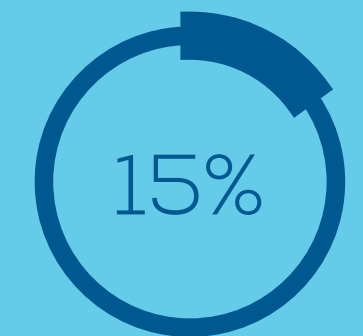
OUTPATIENT PROCEDURES ARE ON THE RISE

144
million

The number of outpatient surgical procedures are expected to grow to 144 million by 2023.³



Close to half of all procedures in the US are performed in the office setting.¹




The estimated increase in the volume of outpatient procedures by 2028⁴

Better **position** caregivers for outpatient procedures

Healthcare workers are among one of the most at-risk professions in the US for musculoskeletal injuries. In fact, healthcare workers are almost three times as likely to suffer from work-related injuries than construction workers.⁵ Reaching and straining during lengthy procedures can lead to fatigue injuries.

Chair movement should give caregivers a clear view of the procedure site while allowing them to work from an ergonomically correct position whether seated or standing.



PRECISE MEDICAL POSITIONING

The Ritter® 230 Procedure Chair with power height, back, foot and tilt is designed to allow the provider to position patients effortlessly and precisely for a multitude of procedures.



Knee-Chest
Provides access to the lower body for patients in the prone position



Lithotomy
Position patients for lower-body procedures



Elevated Flat
Can improve access and visibility to the patient's head, neck and torso



Chair Entry
Designed for better patient access to the chair



Trendelenburg
Widely used as a first-line treatment of acute hypotension and/or shock



ROTATION
With optional rotation, caregivers no longer have to drag heavy devices around the chair or patient. Simply move the patient for better access.



STANDARD HAND CONTROL
The standard hand control in an easy-to-access location can make adjusting the chair position for improved patient comfort fast and easy.



ELECTRICAL OUTLETS
Hospital-grade electrical outlets on each side of the chair allow caregivers to easily power ancillary devices at the point of care.



Comfort your patients will appreciate

The Ritter® 230 Procedure Chair is designed to make patients feel more comfortable and secure. Features like the chair entry position can make patients feel more comfortable when accessing the procedure chair. The natural chair-like design can also help reduce the amount of pressure on the patient's head and neck. A variety of patient support accessories can help improve comfort and reduce movement during procedures as well.



The 24-inch wide and flat upholstery option allows for greater access to the patient.

Accessories Help Add Versatility + Function To Your Procedure Chair



Adjustable Arm System
Rotates and locks into one of three positions



Linear-Style Foot Control
Helps maintain sterile field



Articulating Armboard
Attaches to either side of the chair and supports the patient's arm (fixed armboard available)



Double Arm Instrument Tray
Designed to hold instruments and supplies close to the patient



Hand Surgery Armboard
Attaches to either side of the chair with an adjustable leg for added stability



Security Straps
Adjustable length and location



24" Wide Footrest
Provides a larger patient support surface



Security Side Panels
Can be used in vertical and horizontal position



Articulating Knee Crutches
Standard, fixed option available



Locking Casters
3 1/2" added height to chair



Vision Block Screen
Adjusts vertically and blocks the patient's line of sight



Ritter® 253 LED Exam Light
Available in chair mount and mobile



Facial Pad
Increase stability for the head and neck

COLOR OPTIONS

STANDARD UPHOLSTERY COLORS

	Mist 813
	Stone 814
	Restful Path 858
	Iron Ore 851
	Lunar Gray 845
	Obsidian 857
	Oasis 843
	Soothing Blue 855
	Dream 847
	Mineral 844
	Healing Waters 848
	Shaded Garden 853
	Citrus 849
	Sandy Retreat 850
	Curative Copper 846
	Cranberry 859
	Dark Linen 856
	Latte 860
	Robust Brown 852
	Deep Earth 854

ULTRAFREE UPHOLSTERY COLORS

	UltraFree Stone 865
	UltraFree Restful Path 868
	UltraFree Obsidian 867
	UltraFree Harbor 861
	UltraFree Wheatgrass 862
	UltraFree Spice 863
	UltraFree Cranberry 869
	UltraFree Dark Linen 866
	UltraFree Latte 870
	UltraFree Branch 864

SPECIFICATIONS

RITTER 230

Patient Weight Capacity:
450 lb (204 kg)

Height:
Minimum 22.5" (57.2 cm)
Maximum 40" (101.6 cm)

Seat Tilt Angle Range:
0° to 30°

Back Support Angle Range:
0° to 85°

Foot Support Angle Range:
0° to 90°

Upholstery Width Dimensions:
Headrest: 18" (45.7 cm)
Back Support: 28" (71.1 cm)
Seat: 28" (71.1 cm)
Foot Support: 18" (45.7 cm)

Patient Support Surface Length:
Flat Position: 72" (185.4 cm)
Flat Position with Headrest Extended:
83" (213.4 cm)

Paper Roll Holder Capacity:
Holds 18" x 3.5" paper roll
(45.7 x 8.9 cm)

Stainless Steel Treatment Pan
Dimensions:
11.5" L x 9" W x 2.5" D
(29.2 x 22.9 x 6.4 cm)

Stirrups are standard.

ELECTRICAL RATINGS

115 VAC, 10 A, 50/60 Hz
(for electrical outlet models)

115/230 VAC, 7/3.5 A, 50/60 Hz
(for non-electrical outlet models)

115/230 VAC, 7.5/3.8 A, 50/60 Hz
(for rotation models)

Optional Electrical Outlet Rating:
115 VAC, 3 A

OPTIONS

Electrical Outlets: Duplex,
hospital grade¹

Rotation: Allows 350° of chair rotation
and adds 3.5" to the minimum and
maximum seat height specifications

Flat Upholstery Set: 24" W

ACCESSORIES

Ritter® 253 LED Exam Light

Linear-Style Foot Control

24" Wide Footrest

Adjustable Arm System (includes left
and right arms)

Articulating Armboard

Hand Surgery Armboard

Fixed Armboard

Knee Crutches (standard
and articulating)

Casters¹

Caster Base^{1,2}

Security Straps

Security Side Panels

Base Rails

Double Arm Instrument Tray

IV Pole

Urology Drain System¹

Facial Pad

Vision Block Screen

3' Power Cord

Swing Arm Instrument Tray,
Extension Top

¹ Not available on rotation models

² Not compatible with 24" Wide Footrest

SOURCES

1 Retrieved March 2021 from: <https://decisionresourcesgroup.com/covid19-dashboard/>

2 <https://www.ncbi.nlm.nih.gov/pmc/articles/PMC3527870/>

3 <https://www.prnewswire.com/news-releases/united-states-outpatient-surgical-procedures-market-2019-2023-rising-number-of-outpatient-surgical-procedures-in-ascs-hopds-and-physicians-office-300783771.html>

4 <https://www.globenewswire.com/news-release/2019/10/29/1937251/0/en/U-S-Ambulatory-Surgery-Center-ASC-Market-Report-2019-2025-Top-6-ASC-Chains-Hold-aCombined-18-8-of-Total-Market-Share-and-Manage-1-300-ASCs.html>

5 <https://www.bls.gov/iif/osch0060.pdf>



CARB 93129.2 Phase 2 Compliant and TSCA Title VI Compliant

The color examples shown are the best representation of the original material. Actual color may vary slightly. We strongly recommend that you contact Midmark Customer Experience at 1.800.MIDMARK to request a sample before placing your order.

Midmark is an ISO 13485 and ISO 9001 Certified Company. Certain products are not included. See the complete list at: midmark.com/ISO

For more information, contact your Midmark dealer or call: 1.800.MIDMARK

Outside the USA call: 1.937.526.3662 or visit our website: midmark.com

© 2021 Midmark Corporation, Miamisburg, Ohio USA
Products subject to improvement changes without notice.
Litho in USA.

007-10375-00 Rev. A1 (9/21)

Ritter®