



ANIMAL HEALTH

Equipment Catalog
2024



Solutions designed for companion animals and their care providers.

Better care doesn't happen by chance—it happens by design. Design that takes into account not just the space, but the people working in it. At Midmark, we believe that when you harmonize space, workflow and technology, it leads to healthier pets, happier clients and staff, and it contributes to the success of the organization. It's this attention to our customers and design that has enabled us to transform animal care environments.



Get the support you deserve.

Designing a better care experience starts with a better customer experience. At Midmark, we make it our mission to thoroughly address every customer need and always fulfill our commitments.



Midmark Customer Experience

Available to serve your needs from 8:00 AM - 5:00 PM, Monday through Friday (ET).

Midmark Versailles Customer Experience*

Phone 1.844.856.1236
email: animalhealth@midmark.com
fax: 1.877.725.6495

Midmark Synthesis Cabinetry

Phone: 1.844.856.1236

Midmark Carthage Customer Experience**

Phone: 1.844.856.1236
Email: Carthage@midmark.com

Midmark Leesburg Customer Experience***

Phone: 1.844.856.1236
Email: Leesburg@midmark.com

Midmark Kansas City Customer Experience****

Phone: 1.844.856.1236
Email: KCCX@midmark.com

Midmark Technical Service

Available to serve your needs from 8:00 AM - 5:00 PM, Monday through Friday (ET).

Phone: 1.844.856.1232

Then choose the product category for which you need assistance from the menu.

Midmark AcademySM

midmarkacademy.com



Scan here for the latest version of this document including post-print updates.

*

Ordering information for products produced in our Versailles, OH facility appear in **BLUE**. To order, contact us at the phone number listed next to the **BLUE** box at the bottom of the product page.

**

Ordering information for products produced in our Carthage, MO facility appear in **RED**. To order, contact us at the phone number listed next to the **RED** box at the bottom of the product page.


Ordering information for products produced in our Leesburg, OH facility appear in **TEAL**. To order, contact us at the phone number listed next to the **TEAL** box at the bottom of the product page.

Ordering information for products produced in our Kansas City, KS facility appear in **ORANGE**. To order, contact us at the phone number listed next to the **ORANGE** box at the bottom of the product page.

Contents

Absorber Quick Release Conversion Kit	16	Kennel Accessories.....	77
Anesthesia Machines:		Lights	131-136
VME2®	9-10	Luxury Cat Condos	92
VMR®	11-12	Luxury Walk-In Dog Suites	67
VMS®	8, 10	Laryngoscope Blades and Handles.....	27
VMS® Plus.....	7	Lift Tables	171-174
Non-rebreathing Systems	11-12	Maintenance Kits, Anesthesia Machine	16
Wall Mount, Tabletop Systems	10, 12	Masks, Small Animal Anesthesia	25
Anesthesia Monitoring Training	140	Mayo Tray Cart	28
Autoclaves and Accessories	131-132	Midmark Academy Training Packages.....	141-142
Breathing Circuits	18	Modular 2-Story Double Deck Kennels	68
Burs	119	Monitor Mounts	147
Cabinetry	93-114	Monitors	143-148
Cages, Stainless Steel	31-50	Occlusion Valve.....	16
Carts (Mobile and Procedure).....	106-111	Oxygen Flowmeters	17
Cat Condos/Suites	79-92	Prep + Utility Tables	180
Cat Towers.....	89	Prophy Angles.....	119
Chain Link Runs.....	65	Quiet Cottages Fiberglass Cages	49
Chairs and Stools.....	149-156	Raintree Cat Condos	87-88
CO ₂ Absorbent	15	Emergency Response Resuscitator Kits.....	28
Color Chart-Cabinetry.....	101-105	Rubber Goods	19
Color Chart-Upholstery.....	155-156	Sani-Kennels.....	53
Critical Care.....	199-206	Scaler Tips.....	120
Custom Cat Runs	90-91	Scales.....	136
Cylinder Mounting Blocks	15	Scavengers	21-22
Dental Delivery Accessories	119-120	Silvis Seal™ + Sani-Slope™.....	54
Dental Delivery Systems	117	Space Saver Folding Kennel.....	69-70
Dental Radiography	121-124	Sterilizers and Accessories.....	127-128
Dental Training Network	139	Surgery Tables, Stainless Steel	177-178
Dog Daycare Room Dividers	64	Surgery Table Accessories	179
Dog Solution Accessories	77	Tables.....	157-180, 188-191
Dryer Cages	198	T-Kennel Run System.....	59-63
Endotracheal Tubes, Sterile	26	Tri-Kennels.....	62
Faucets and Sinks	182-183	Tubs	181, 192-195
Folding Exam Tables	175-176	UltraBase™ Above Floor Kennels.....	71
Fluid Warmer, IV.....	25	Ultrasonic Cleaners.....	130
Grooming	185-198	Urolithiasis Probes	120
Grooming Accessories	197	Vaporizer Service + Exchange Programs.....	14
Grooming Tables + Tubs.....	188-195	Vaporizers, VIP 3000	13
Handpieces	118, 120	Ventilator, Midmark Model 3002PRO.....	23
Hose Assemble	20	Ventilator Accessories	24
Instrument Processing Workflow.....	129	Workstations	112-114
ISO-Care Quarantine Cages.....	50		
K-9 Cabin Double Stacked System	66	Warranty Information	207-208
Kennels	51-78	Ordering Information	209-210
		Midmark Locations.....	213-214

Pricing and product availability in this catalog supersede information in all other catalogs. Products and prices are subject to change or discontinuation without prior notice. Midmark prices that are in effect when your order is received will be honored even if the items are temporarily out of stock.

 **WARNING:** For California residents, please reference our website for product features or visit: midmark.com/proposition-65

Anesthesia

Midmark anesthesia machines (formerly Matr^x) are a longtime favorite of veterinary professionals around the world for inhalation anesthesia delivery. For over 50 years, each machine has been carefully manufactured to provide you with years of simple and controllable inhalation anesthesia delivery. With wall, stand and tabletop configurations, we are sure to have the anesthesia delivery solution that fits your clinic needs.



Anesthesia Machines

VMS® Plus

The VMS® Plus provides the functionality you need with two shelves for convenient placement of monitors and equipment. Its dual-vaporizer mounting capability allows you to seamlessly switch from one vaporizer to another.

- Includes Occlusion Valve with safety relief to prevent unsafe build-up in the anesthesia circuit/patient.
- Negative Pressure Relief Valve—opens to provide room air to patient if contents of breathing bag are depleted.
- Dual-view oxygen flowmeter—glass tube with a scale reading from 0.2 to 4 liters per minute (LPM)—quickly switch from standard to magnified view at the touch of a finger.
- Easy-to-view inhalation/exhalation valves support caregiver monitoring of patient respiration—no tools needed to disassemble.
- Oxygen flush
- 1,500 cc CO₂ absorber with quick release lever feature for absorbent replacement (accepts prepack canisters or 1,350 grams loose absorbent)
- Scavenging/adjustable pressure limiting (APL) valve
- Breathing circuit pressure gauge
- 15 mm and 22 mm diameter corrugated breathing circuits
- One- and two-liter breathing bags
- Chrome portable stand with 5-leg spider base and casters
- Convenient monitor shelves
- Accepts Midmark VIP 3000® and TEC 3 vaporizers (one mounting kit included)
- Dual-vaporizer mount capability
- Oxygen low-flow flowmeter add-on capability
- Includes starter pack of Sodasorb LF



5 YEAR
LIMITED WARRANTY

91800081

Top Shelf 22 1/2" W x 6 1/2" D
Bottom Shelf 22 1/2" W x 13" D

91800081	VMS® Plus (USA)	\$3,637.00
91800075	VMS® Plus (ISO/Canada)	\$3,637.00
91800709	Low Flow O ₂ Kit (USA)	\$959.00
91800707	Low Flow O ₂ Kit (ISO/Canada)	\$959.00
91800129	IV Holder Kit	\$183.00
91305187	Mounting Kit for Second Vaporizer	\$41.00

ACCESSORIES

Note: For Midmark VIP 3000® Vaporizers, see page 13.
For cylinder mount blocks, see page 15.



91800129



9180003



91805140



91805152

20232800
(Table Sold Separately)

VMS[®]

The VMS[®] small animal anesthesia machine is a long-time favorite of veterinary professionals. It is designed for safe, simple and controllable small animal inhalation anesthesia. Optional shelves available.

- Includes Occlusion Valve with safety relief to prevent unsafe build-up in the anesthesia circuit/patient
- Negative Pressure Relief Valve—opens to provide room air to patient if contents of breathing bag are depleted
- Dual-view oxygen flowmeter—glass tube with a scale reading from 0.2 to 4 LPM—quickly switch from standard to magnified view at the touch of a finger
- Easy-to-view inhalation/exhalation valves allow easy monitoring of respiration for patient safety—no tools needed to disassemble
- Oxygen flush
- 1,500 cc CO₂ absorber with "Quick Release" lever feature for easy absorbent replacement (accepts prepack canisters or 1,350 grams loose absorbent)
- Scavenging/adjustable pressure limiting (APL) valve
- Breathing circuit pressure gauge
- 15 mm and 22 mm diameter corrugated breathing circuits
- One- and two-liter breathing bags
- Chrome portable stand with 5-leg spider base and casters
- Accepts Midmark VIP 3000[®] and TEC 3 vaporizers (mounting kit included)
- Oxygen low-flow flowmeter add-on capability
- Includes starter pack of Sodasorb LF

91800003	VMS [®] (USA)	\$3,369.00
91800070	VMS [®] (ISO/Canada)	\$3,369.00
91800042	VMS [®] Wall Mount (USA)	\$3,369.00
20232800	VMS [®] w/ CM Wet Lift Table Mount (swing arm included)	\$3,369.00
40165601	Swing Arm Mount for VMS [®] to CM Wet Lift Table	\$615.00
91800709	Low Flow O ₂ Kit (USA)	\$959.00
91800138	Quick Release Absorbent Conversion Kit	\$195.00
93305007	Post Mount Assembly (for adding second vaporizer)	\$340.00
91800167	VMS [®] to VMS [®] Plus Conversion Kit	\$912.00
91805152	Ventilator Shelf for VMS [®]	\$358.00
91805140	Tray Shelf for VMS [®]	\$310.00

ACCESSORIES

Note: For Midmark VIP 3000[®] Vaporizers, see page 13. For cylinder mount blocks, see page 15.

NOTE: For ordering information or to ask about part number items shown above, contact us at **1.844.856.1236 Versailles location.**

[Back to Contents](#)

VME2®

The sleek, compact design of the VME2® can be upgraded with optional add-on components such as shelves, a second flowmeter, a second vaporizer, an occlusion valve with safety relief and/or an emergency air intake valve.

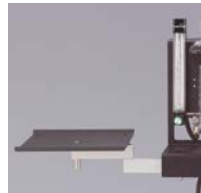
- Dual-view oxygen flowmeter—glass tube with a scale reading from 0.2 to 4 LPM—quickly switch from standard to magnified view at the touch of a finger
- Easy-to-view inhalation/exhalation valves allow easy monitoring of respiration for patient safety—no tools needed to disassemble
- Oxygen flush
- 1,100 cc CO₂ absorber and starter pack of Sodasorb® LF
- Scavenging/adjustable pressure limiting (APL) valve
- Breathing circuit pressure gauge
- 15 mm and 22 mm diameter corrugated breathing circuits
- One- and two-liter breathing bags
- Portable stand with 5-leg spider base and casters
- Convenient accessory shelf
- Accepts Midmark VIP 3000® and TEC 3 vaporizers (single mounting kit included)



5 YEAR
LIMITED WARRANTY

91805111

91805111	VME2® (USA)	\$2,460.00
91805112	VME2® (ISO/Canada)	\$2,460.00
93805114	Occlusion Valve	\$161.00
91805118	Dual Vaporizer Mount Kit	\$388.00
91805121	Emergency Air Intake Valve and Dome Kit	\$203.00
91805143	VME2® Ventilator Shelf	\$353.00
91805142	VME2® Tray Shelf	\$345.00
91805144	Slot Shelf	\$201.00



91805142



91805143



91805144



93805114



91805117



91805118




91805121

ACCESSORIES

Note: For Midmark VIP 3000® Vaporizers, see page 13.
For cylinder mount blocks, see page 15.

Wall Mount/Tabletop Systems



91800042 (Vaporizer Sold Separately)



91800094 (Vaporizer Sold Separately)

VMS® Wall Mount

Our most popular anesthesia machine is available in a wall-mount configuration.

- Includes occlusion valve and starter pack of Sodasorb® LF
- Simple to install
- Small surface area design
- Pivot arm rotates 130 degrees and extends to 8" from wall
- Accepts Midmark VIP 3000® or TEC 3 vaporizers (mounting kit included)

91800042	VMS® Wall Mount (USA)	\$3,369.00
91800166	VMS® Wall Mount (ISO)	\$3,369.00
91800709	Low Flow O ₂ Kit (USA)	\$959.00
91800186	Vaporizer Wall Mount Kit (for adding 2nd vaporizer)	\$333.00

VME2® Wall Mount/Tabletop System

Flexibility and performance at a low price.

- Light weight – 16 lb
- Compact design: 18 1/8" H x 16 1/4" W x 7 1/2" D
- Convenient carry handle with soft vinyl grip
- Accepts VIP 3000® or TEC 3 vaporizers (mounting kit included)
- 0.2 to 4 LPM dual-view oxygen flowmeter with standard and magnified views
- 1,100 cc CO₂ absorber and starter pack of Sodasorb® LF
- Rubber foot pads help prevent scratching of countertop
- Breathing circuit package included
- Optional wall mount kit is available
- Low-flow model replaces the 0.2 to 4 LPM flowmeter with a 0-1000 cc oxygen flowmeter

91800094	VME2® Tabletop	\$2,615.00
91800121	VME2® Tabletop (ISO/Canada)	\$2,615.00
91800103	Optional Wall Mount Kit	\$187.00
93805114	Occlusion Valve	\$161.00
91805121	Emergency Air Intake Valve and Dome Kit	\$203.00

ACCESSORIES

Note: For Midmark VIP 3000® Vaporizers, see page 13.

NOTE: For ordering information or to ask about part number items shown above, contact us at **1.844.856.1236 Versailles location.**

[Back to Contents](#)

Non-rebreathing Anesthetic Delivery Systems

VMR™ Low-flow Non-rebreathing System

Designed for safe, simple and controllable inhalation anesthesia for patients weighing less than 5 lb (2.27 kg). The VMR provides rapid control of anesthetic depth with little resistance to respiration.

- Non-rebreathing anesthetic delivery system
- Dual-view oxygen flowmeter—glass tube with a scale that reads from 0-1,000 cc/min—quickly switch from standard to magnified view at the touch of a finger
- Includes well-fill or key-fill isoflurane or well-fill sevoflurane VIP 3000® vaporizer
- Tabletop models feature a built-in handle and rubber feet
- Standard flow (0.2-4 LPM) and wall mount models also available

VMR w/Isoflurane Well-Fill Vaporizer

91800218	(USA)	\$2,808.00
91800236	(ISO/Canada)	\$2,808.00

VMR w/Isoflurane Key-Fill Vaporizer

91800219	(USA)	\$3,125.00
91800237	(ISO/Canada)	\$3,125.00

VMR w/Sevoflurane Well-Fill Vaporizer

91800261	(USA)	\$2,808.00
91800262	(ISO/Canada)	\$2,808.00

VMR Wall Mount

91800223	VMR Wall Mount with Isoflurane Well-Fill Vaporizer (USA)	\$2,808.00
91800224	VMR Wall Mount with Isoflurane Key-Fill Vaporizer (USA)	\$3,125.00

ACCESSORIES

91805100	0.2-4 LPM Add-on Kit (USA)	\$1,032.00
----------	----------------------------	------------



91800218

VMR™ Low-flow Tabletop Non-rebreathing System

91805060	VMR Tabletop with Isoflurane Well-Fill Vaporizer (USA)	\$2,808.00
91805061	VMR Tabletop with Sevoflurane Well-Fill Vaporizer (USA)	\$2,808.00
94805059	VMR Tabletop Assembly (USA) (Vaporizer Sold Separately)	\$1,404.00
91806300	VMR Tabletop Assembly (ISO/Canada) (Vaporizer Sold Separately)	\$1,404.00
O₂ Flowmeter Assembly for VMR®		
92805097	(USA)	\$804.00
91805098	(ISO/Canada)	\$804.00



91805060

Vaporizers

VIP 3000[®] Vaporizer

The VIP 3000[®] veterinary vaporizer uses proven design principles to ensure output concentration is virtually unaffected by flow rate, temperature variations, duration of use, liquid level or back-pressure fluctuation within its clinical range.

- Automatic flow rate and temperature compensation
- Large, easy-to-read dial
- Integrated safety lock to prevent unintentional engagement
- Large sight-glass for at-a-glance liquid level monitoring
- Choice of agent-specific models for isoflurane or sevoflurane

91305430	Isoflurane VIP 3000 [®] , Well-Fill For use with isoflurane. 0.5%–5.0% at 1/2% intervals.	\$1,557.00
91305418	Isoflurane VIP 3000 [®] , Key-Fill For use with isoflurane. 0.5%–5.0% at 1/2% intervals. Includes Key-fill Adapter 91305421	\$1,890.00
91305507	Sevoflurane VIP 3000 [®] , Well-Fill For use with sevoflurane. 0.25%–8.0% at 1% intervals.	\$1,557.00
40140201	Sevoflurane VIP 3000 [®] , Key-Fill For use with sevoflurane. 0.25%–8.0% at 1% intervals. Includes Key-fill Adapter 10566000	\$1,890.00

Vaporizer mounting hardware is included with each Midmark anesthesia machine.

Mounting Kits

002-1844-00	For VMS [®] /VMC/VML [™]	\$64.00
91305187	For VME [®] /VMS [®] Plus/VME2 [®]	\$41.00
93305007	Post Mount Assembly (For adding second vaporizer to VMS [®])	\$340.00

ACCESSORIES

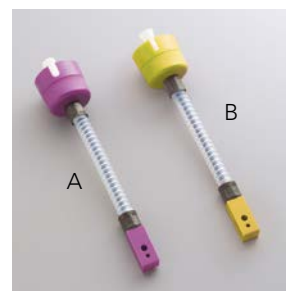
91305421	(A) Isoflurane Key-Fill Adapter	\$296.00
10566000	(B) Sevoflurane Key-Fill Adapter	\$296.00
92305072	(C) FS-2A Inlet Tubing Adapter	\$54.00
92305073	(D) FS-2 Outlet Tubing Adapter	\$52.00
91315075	7/16" OD x 1/4" ID Hose	\$0.30/in.
91800186	Vaporizer Wall Mount	\$333.00



Easy-to-Read Detent Dial



Simple-to-Use Fill Port



Vaporizer Service

Factory Service for Accurate, Reliable Operation

To assure continued accuracy and reliability, every Midmark VIP 3000[®] vaporizer should be serviced and calibrated annually.

SERVICE INCLUDES:

- Complete disassembly and cleaning
- Ultrasonic bath to clean internal metal parts
- Calibration and adjustment of Thermo Control
- Reassembly with new seals and wick*
- Cleaning/polishing of exterior parts

Vaporizers ARE NOT field serviceable. Disassembly or service by anyone other than an authorized Factory Service Technician may result in damage or subsequent unsafe operation of the vaporizer.

* If additional parts are required, you will be contacted with an estimate.

Midmark VXP[™] Vaporizer Exchange Program

If you own a Midmark or Matrix[®] vaporizer, contact your dealer and request a Midmark VXP. You will receive a vaporizer for the agent you specify (isoflurane or sevoflurane). Simply exchange your vaporizer with the Midmark VXP[™] vaporizer and return your vaporizer to the Midmark Vaporizer Service Center in the shipping carton in which you received the Midmark VXP[™] unit.

When you receive the Midmark VXP[™] vaporizer, mount it on your machine and you're ready to go. Enjoy no down time and the confidence of a cleaned, calibrated and tested vaporizer.

The Midmark VXP[™] Vaporizer you receive has undergone the complete Midmark Vaporizer Service Center protocol. Contact your dealer for the latest program details.

91305535	Isoflurane VXP [™] Well-fill Vaporizer	\$495.00
91305534	Isoflurane VXP [™] Key-fill Vaporizer	\$495.00
91305537	Sevoflurane VXP [™] Well-fill Vaporizer	\$495.00
10601700	Sevoflurane VXP [™] Key-fill Vaporizer	\$495.00



Our Vaporizer Service Center is staffed with highly qualified service technicians using state-of-the-art equipment. The Midmark VIP 3000[®] Vaporizer is a sophisticated device and under no circumstance should be tampered with or disassembled by anyone other than a Midmark-authorized vaporizer service technician. These units ARE NOT field serviceable.

Service

For complete details on vaporizers requiring service, or availability of rental vaporizers, contact your local Midmark veterinary dealer.

For vaporizer service outside the United States and Canada, please contact the Midmark Vaporizer Service Center.

Midmark Corporation
Vaporizer Service Center
Plant B, St. Rt. 47 West, Versailles, OH 45380 USA
1.844.856.1236

R/R-ISO VAP	Isoflurane Vaporizer Service	\$495.00
R/R-SEVO VAP	Sevoflurane Vaporizer Service	\$495.00

NOTE: For ordering information or to ask about part number items shown above, contact us at 1.844.856.1236 Versailles location.

[Back to Contents](#)

Anesthesia Machine Accessories

Sodasorb® LF is the next generation of CO₂ absorbent with safety you can see.

- Permanent, high-contrast color change when absorbent capacity is exhausted or if absorbent becomes desiccated
- Eliminates the potential dangers that come with inhalation anesthesia such as the production of compound A, carbon monoxide and heat generation due to desiccation
- Unique formulation makes the use of anesthetic agents more efficient
- Minimal resistance to gas flow
- Unique, uniform pellet shape reduces caustic dust for cleaner equipment and faster change-out
- Proven safety record ensures the comfort and well-being of both patients and staff



002-1761-00	Sodasorb® LF Canister-pak Bag, Case of 12	\$168.00
002-1763-00	Sodasorb® LF Pre-pak Cartridge, Case of 12	\$230.00
002-10862-00	Sodasorb® LF Jug, Case of 2	\$102.00
002-1762-00	Standard Sodasorb® Canister-pak Bag, Case of 12	\$142.00
002-1764-00	Standard Sodasorb® Pre-pak Cartridge, Case of 12	\$193.00
002-1765-00	Standard Sodasorb® Five Gallon Pail	\$142.00

Cylinder Mounting Blocks

Small "E" or "D" size cylinder mounting blocks with single-stage regulators are available to complete your portable system. Includes high-pressure hoses and cylinder wrench.

For VMS®, VMS® Plus, VME2® and VMC, Five-Leg Base (Not for use on VME™)

93305369	1 Cylinder O ₂ (USA)	\$613.00
94305370	2 Cylinders O ₂ (USA)	\$800.00
65932200	Replacement "T" Handle	\$18.00
91120014	"E" or "D" Cylinder Seals, pkg. of five	\$64.00



93305369 for (1) O₂



94305370 for (2) O₂



91120014

Maintenance Kit

All the parts you need for routine anesthesia machine maintenance in one convenient package—easy and affordable. Save money versus purchasing each item separately.

91303015	Maintenance Kit for Midmark VMS [®] , VMS [®] Plus, VMC	\$147.00
91303016	Maintenance Kit for Midmark VME [™] Stand Mount	\$232.00
91303017	Maintenance Kit for Midmark VME2 [®] , VME [™] Tabletop	\$111.00



91303015

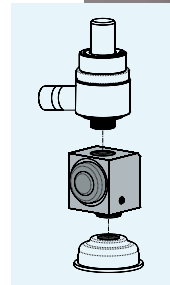
Midmark Occlusion Valve with Safety Relief

The Midmark Occlusion Valve with Safety Relief Assembly allows you to simply and quickly close the breathing circuit to bag (sigh) the patient.

- Easily attaches to your Midmark anesthesia machine, no tools required
- Constructed of long-lasting anodized aluminum
- Safety relief feature (25-30 cm H₂O) prevents unsafe pressure build-up in the anesthesia circuit or patient
- Simply operated by the push of a single silicone activation button
- Included with each Midmark VMS[®] and VMS[®] Plus Anesthesia Machine

93805114	Occlusion Valve with Safety Relief	\$161.00
----------	------------------------------------	----------

Note: APL valve is NOT included



Occlusion Valve with Safety Relief attaches easily between the Midmark Exhalation Valve Dome and APL Valve as shown.

Absorber Quick Release Conversion Kit

Easily convert a thumb nut-style absorber to a convenient quick-release absorber. Simple flip-lever locking mechanism allows you to easily seal the absorber canister.

91800138	Quick Release Conversion Kit	\$195.00
----------	------------------------------	----------



Go from a thumb nut-style absorber (left), to a quick-release absorber (right).

NOTE: For ordering information or to ask about part number items shown above, contact us at 1.844.856.1236 Versailles location.

[Back to Contents](#)

Oxygen Flowmeters

For VMS[®]/VMS[®] Plus/VME2[®]/VML[™]

Scale reads from 0.2 to 4 LPM for the VMS[®], VMS[®] Plus and VME2[®], and 1 to 10 LPM for the VML[™]. Dual-view flowmeters quickly switch from standard to magnified view at the touch of a finger.

VMS[®] O₂ Flowmeter Assembly with Flush

91800206 (USA) \$959.00
 91800207 (ISO/Canada)

VMS[®] Plus/VME2[®] O₂ Flowmeter Assembly with Flush

91800203 (USA) \$959.00
 91800204 (ISO/Canada)

VML[™] O₂ Flowmeter Assembly with Flush

91800254 (USA) \$959.00
 91800255 (ISO/Canada)

Low Flow O₂ Kit

91800709 (USA) (0-1000cc) \$959.00



Standard View



Magnified View

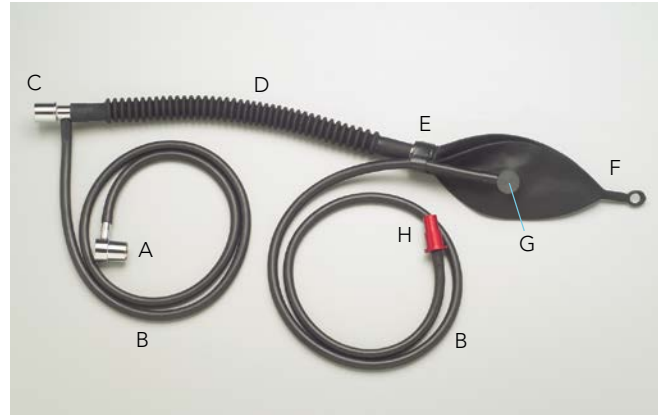
Ayres Non-rebreathing System with Scavenger Adapter

Connects to any Midmark anesthesia machine. Designed especially for the small animal patient weighing less than 15 lb (6.8 kg), it provides minimal dead space and less resistance to flow as compared to a full-circle system.

94515185 Ayres System Complete \$232.00

Replacement Parts

92305073	(A) FS-2 Outlet Adapter	\$52.00
91315075	(B) Black Rubber Tubing 7/16" OD x 1/4" ID hose Must order 48" length	\$0.30/in
92315080	(C) "T" Tube Adapter	\$63.00
92316019	(D) Breathing Tube	\$62.00
92305098	(E) Bag to Tube Adapter	\$35.00
91800194	(F) 1L Bag with Scavenger Adapter	\$91.00
91305439	(G) Scavenger Adapter	\$62.00
91815246	(H) Tube Connector x 19 mm x 15 mm	\$36.00
92800173	1L Bag w/Hole, No Scav. Adapter	\$44.00



94515185

Breathing Circuits

Designed to maximize patient safety and user convenience. A 360-degree connector rotation eliminates tubing twists or kinks. Advanced Z-wave tubing provides superior flexibility.

002-1705-00	22 mm Diameter	\$27.00
91316419	15 mm Diameter w/1-Liter Breathing Bag	\$33.00



91316419



002-1705-00

Unilimb Rebreathing Circuit

Innovative tube-within-a-tube design enhances performance and convenience.

- Aids in heat and moisture retention, speeding patient recovery time
- Efficient design reduces clutter of multiple tubes

91316417	Unilimb Rebreathing Circuit 40"	\$35.00
91316431	Unilimb Rebreathing Circuit 60"	\$36.00
91316432	Unilimb Rebreathing Circuit 72"	\$37.00
91316435	Pediatric Unilimb Rebreathing Circuit 40"	\$35.00



91316417

NOTE: For ordering information or to ask about part number items shown above, contact us at 1.844.856.1236 Versailles location.

[Back to Contents](#)

Midmark Veterinary Rubber Goods

(A) Corrugated Breathing Tubes

92316020	VMS [®] /VMC/VME [™] – 40" (102 cm)	\$73.00
20221100	* VML [™] – 72" (183 cm) Note: VML [™] breathing tube is semi-translucent, not black rubber.	\$137.00

(B) Black Tubing

91315075	7/16" OD x 1/4" ID (11 mm OD x 6 mm ID)	\$0.30/in
91315076	1/2" OD x 5/16" ID (13 mm OD x 8 mm ID)	\$0.30/in

(C) Breathing Bags

91316047	1/2 Liter	\$40.00
91316041	1 Liter	\$40.00
91316042	2 Liter	\$40.00
91316043	3 Liter	\$40.00
91316044	4 Liter	\$40.00
91316045	5 Liter	\$40.00
93815401	15 Liter*	\$491.00
93815400	30 Liter*	\$561.00

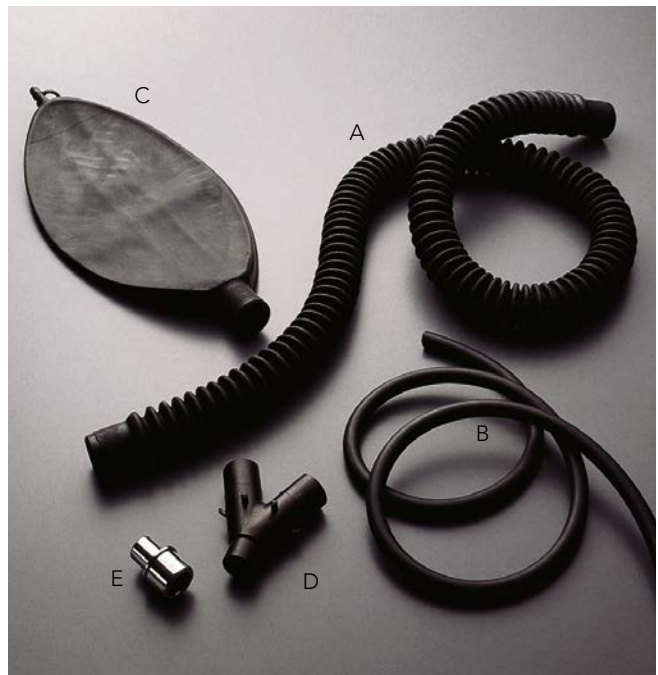
* 15 L and 30 L breathing bags and tubes for the VML[™] have a 2" (5 cm) ID opening.

(D) Breathing Circuit Accessories

91315088	VMS [®] /VMC/VME [™] Inhaler "Y"	\$6.00
93815403	VML [™] Inhaler "Y"	\$416.00
10008200	VML [™] Inhaler "Y" Retaining Ring (Included with 93815403)	\$125.00

(E) Straight Mask Adapter

91315091	15 mm – 22 mm	\$68.00
----------	---------------	---------



Midmark Hose Assemblies

Quality color-coded, nylon-reinforced hoses with chrome-plated brass fittings.

O₂ Hose Assembly

- 92305126* Female DISS x Ohio Male QC (USA)
\$92.00 + \$2.50/ft.
- 92305291* Female DISS x Ohio Male QC (ISO)
\$92.00 + \$2.50/ft.
- 92305110* Female DISS x Female DISS (USA)
\$82.00 + \$2.50/ft.
- 92305297* Female DISS x Female DISS (ISO)
\$82.00 + \$2.50/ft.
- 92305118* Female DISS x Ohio Female QC (USA)
\$152.00 + \$2.50/ft.

N₂O Hose Assembly

- 92305127* Female DISS x Ohio Male QC (USA/ ISO)
\$92.00 + \$2.50/ft.
- 92305111* Female DISS x Female DISS (USA/ ISO)
\$82.00 + \$2.50/ft.

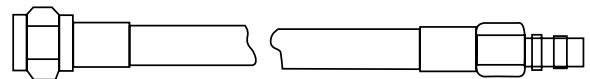
*SPECIFY HOSE LENGTH

Midmark hoses are available in the following length sizes. All measurements are in feet. Please specify hose length when placing your order.

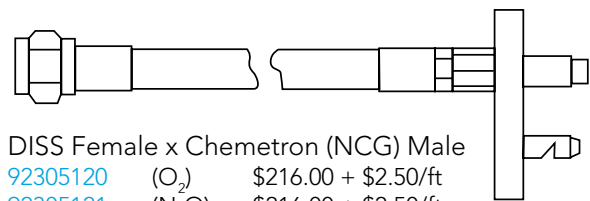
- 92305110: 1-12, 15, 16, 20, 24, 25, 30, 50
- 92305111: 1-12
- 92305118: 1-12, 15, 20
- 92305120: 1-12, 15
- 92305121: 1-12
- 92305122: 1-12, 20
- 92305124: 1-12
- 92305125: 1-12
- 92305126: 1-13, 15, 16, 18, 20, 25
- 92305127: 1-13, 15, 16
- 92305128: 1-12
- 92305288: 1-12, 24
- 92305291: 1-13, 16
- 92305297: 1, 3, 6, 10



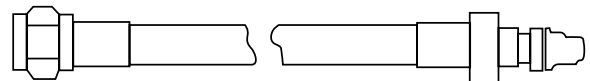
DISS Female x Ohio Male QC
 92305126 (O₂) \$92.00 + \$2.50/ft
 92305127 (N₂O) \$92.00 + \$2.50/ft



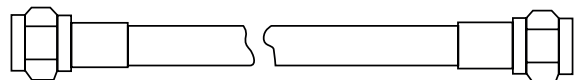
DISS Female x Puritan Male
 92305122 (O₂) \$203.00 + \$2.50/ft



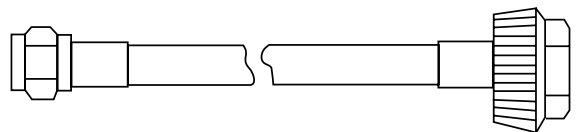
DISS Female x Chemetron (NCG) Male
 92305120 (O₂) \$216.00 + \$2.50/ft
 92305121 (N₂O) \$216.00 + \$2.50/ft



DISS Female x Schrader Male
 92305124 (O₂) \$155.00 + \$2.50/ft
 92305125 (N₂O) \$155.00 + \$2.50/ft



DISS Female x DISS Female
 92305110 (O₂) \$82.00 + \$2.50/ft
 92305111 (N₂O) \$82.00 + \$2.50/ft



DISS Female x Hand-I-Twist DISS Female
 92305288 (O₂) \$85.00 + \$2.50/ft

Scavengers

Veterinary Anesthetic Gas Scavenger

The Midmark Veterinary Anesthetic Gas Scavenger offers reliable active scavenging of waste anesthetic gas. It is available in a post-mount or wall-mount configuration. Each wall- or post-mount scavenger unit will scavenge the waste anesthetic gas from one anesthesia machine.

- For maximum flexibility, the post-mount scavenger comes complete with 20 ft (6 m) of 32 mm tubing, 5 ft (1.5 m) of 19 mm tubing and post-mount hardware
- The wall-mount scavenger comes complete with 2 ft (0.6 m) of 32 mm tubing, 18 ft (5.5 m) of 19 mm tubing and wall-mount hardware.
- Replace charcoal canisters forever with an active gas scavenging system that quietly and consistently keeps you safe
- Available in post-mount or wall-mount configurations
- Quiet operation
- Can be used with a ventilator or oxygenator
- Easy to install, compact design with few parts
- Standard 19 mm inlet connection
- Power on/off switch with indicator light
- Low voltage (12 V DC) operation

91515178	Post-Mount Veterinary Scavenger (1.75" diameter fittings will fit most stand-mounted anesthesia machines)	\$1,412.00
91515181	Post-Mount Veterinary Scavenger (Euro-230V/50Hz)	\$1,412.00
91515179	Wall-Mount Veterinary Scavenger	\$1,412.00
91515182	Wall-Mount Veterinary Scavenger (Euro-230V/50Hz)	\$1,412.00
91515169	Post-Mount Replacement Tubing Kit	\$219.00
91515170	Wall-Mount Replacement Tubing Kit	\$93.00
65939600	Scavenging Hose, 19 mm ID (Please order in 12-inch increments.)	\$0.30/in
65939700	Scavenging Hose, 32 mm ID	\$0.30/in

Scavenger Interface

94805173	Scavenger Interface Without Mount	\$2,646.00
94805172	Scavenger Interface Column Mount	\$2,646.00



Portable Post Mount 91515178



Wall Mount 91515179

Midmark Central Scavenger

The Midmark Central Scavenger safely removes waste gas from your clinic without the cost or hassle of charcoal canister replacement.

- Scavenge waste gas from up to four anesthesia machines
- Easily expand the system to cover up to 12 anesthesia machines without significant expense
- Receive exceptional service and support
- UL Listed

40162800	Midmark Central Scavenger (for up to four anesthesia machines)	\$2,406.00
20236000	Expansion Kit (for up to four additional anesthesia machines)	\$565.00



This product has limited availability outside of the US. For confirmation, please contact Midmark Customer Experience.

Ventilators

Model 3002PRO Small Animal Anesthesia Ventilator

An electronically controlled, time-cycled, pressure-limited ventilator, the Model 3002PRO replaces the breathing bag to provide smooth, even delivery of anesthesia. Designed specifically for veterinary practice, the 3002PRO assures a constant volume for each delivered breath, regardless of patient compliance and airway resistance. Intuitive controls make operation simple and convenient.

- Replaces the breathing bag
- Single volume-control knob allows for minute changes with small patients
- Promotes regular breathing for a smoother plane of anesthesia, more normocapnic PaCO₂ levels and a more normal blood pH
- Economical use of supply gas (oxygen or clean dry air)
- Interchangeable bellows adapt to animals from 2.2 lb to 440 lb (1 kg to 200 kg)—no tools required
- Maximum working pressure limit (MWPL) adjustable from 10-60 cm H₂O
- Dual-airway pressure alarms monitor the peak inspiratory pressure (PIP) of every breath and sound when the PIP either exceeds the preset MWPL, or fails to reach 6 cm H₂O as in the case of a disconnect
- Standard low-supply gas alarm signals when supply-gas pressure falls below 35 psi
- Adapts easily to all anesthesia circuits with out-of-circuit vaporizers
- Accommodates respiratory rates from 6-40 breaths per minute at inspiratory flow rates from 0-100 LPM
- Built-in scavenging port
- Deliverable tidal volume (TV) range is from approximately 20 cc to 3,000 cc



Note: All versions of the Model 3002PRO Anesthesia Ventilator include Model 3002PRO controller, bellows base assembly, pressure-sensing tube and tee, driving gas tube, power cord, spare fuse and operating manual.

Note: For ease of installation, use an existing gas supply as the driving gas. Please order one each demand wye and supply hose.

91806001	Model 3002PRO with 300–1600 ml bellows and bellows housing. Approx. patient weight range 44–264 lb (20–120 kg).	\$6,686.00
91806002	Model 3002PRO with 0–300 ml bellows, bellows housing and adapter. Approx. patient weight range up to 55 lb (0–25 kg).	\$6,872.00
91806005	Model 3002PRO with 300–1600 ml bellows and bellows housing plus 0–300 ml bellows, bellows housing and adapter.	\$7,435.00

Demand Wye

91806022	DISS O ₂ , Green	\$155.00
91806029	DISS O ₂ , White	\$155.00


Supply Hose

91806031	DISS O ₂ , FxF, 4 ft, Green	\$113.00
91806032	DISS O ₂ , FxF, 4 ft, White	\$113.00

Ventilator Accessories



Bellows

91806021	0-300 ml Attachment (Includes: Bellows, Adapter and Housing)	\$950.00
91806026	(A) 0-300 ml Bellows	\$385.00
91806027	(B) 0-300 ml Bellows Adapter	\$212.00
91806028	(C) 0-300 ml Bellows Housing	\$466.00
91806042	300-1600 ml Bellows	\$431.00
91806044	300-1600 ml Bellows Housing	\$487.00
91806043	1600-3000 ml Bellows	\$518.00
91806045	1600-3000 ml Bellows Housing	\$769.00




Demand Wye

91806022	(D) DISS O ₂ , Green	\$155.00
91806029	(E) DISS O ₂ , White (Int'l Version)	\$155.00
91806023	(F) DISS O ₂ 90°, Green	\$184.00
91806030	(G) DISS O ₂ 90°, White (Int'l Version)	\$184.00



Supply Hose

91806031	(H) DISS O ₂ , FxF, 4 ft, Green	\$113.00
91806032	(I) DISS O ₂ , FxF, 4 ft, White (Int'l Version)	\$113.00



Stands

91806033	(J) 5 Leg, 42" w/Casters and Mounting Plate	\$442.00
91806034	(K) 5 Leg, 37" w/Casters and Bushing Mount	\$432.00

Mounting Arms/Plates

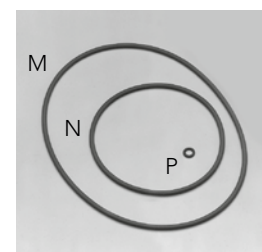
91805151	Mounting Arm w/Plate for VMC	\$476.00
91805152	Mounting Arm w/Plate and Extension for VMS®	\$358.00
93805128	Mounting Plate	\$165.00
91805154	Mounting Arm	\$109.00
91805155	Mounting Arm Extension	\$154.00



91805152

Replacement Parts

91806038	(M) O-Ring, Base to Housing	\$48.00
91806039	(N) O-Ring, Bellows Adapter	\$35.00
91806040	(P) O-Ring, Base to Pop-Off Valve	\$23.00
91806048	Pressure Sampling Tee	\$76.00
91806049	Clear Corrugated Tubing 22 mm x 36"	\$13.00



Fluid Warming

Midmark IV Fluid Warmer

The IV Fluid Warmer is designed to help reduce the risk of hypothermia during anesthesia.

- Portable and lightweight
- Temperature displayed in degrees Fahrenheit or Celsius
- Temperature overheating protection
- Single IV routing option allows for quick and easy setup
- Compatible with standard IV sets
- LED Display
- Convenient hanging belt and clamp
- Not recommended for use with blood products
- 1-year limited warranty



VF-5 Midmark IV Fluid Warmer \$364.00

NOTE: This product has limited availability outside of the US. For confirmation, please contact Midmark Customer Experience.

Anesthesia Accessories

Small Animal Anesthesia Masks

Available in sizes to fit all feline and canine patients, these high-quality plastic masks feature a 15 mm connector, clear cone for full visualization, and a highly flexible, replaceable rubber diaphragm designed to minimize leaks.

Masks with Diaphragm

- 91351400 Set of 5 Masks (1 each of below) \$293.00
- 93805027 Small Feline Mask \$54.00
- 93805028 Medium Feline Mask \$54.00
- 93805029 Large Feline Mask \$54.00
- 93815026 Small Canine Mask \$62.00
- 93815028 Large Canine Mask \$62.00



Mask	Outer Dia.	Inner Dia.	Cone Depth
Small Feline	1-3/4" (44 mm)	7/8" (22 mm)	15/16" (24 mm)
Medium Feline	2-1/4" (57 mm)	1-3/16" (30 mm)	1-1/8" (29 mm)
Large Feline	2-3/8" (60 mm)	1-5/16" (33 mm)	1-3/8" (35 mm)
Small Canine	3-7/16" (87 mm)	1-3/16" (30 mm)	2-7/8" (73 mm)
Large Canine	5-1/8" (130 mm)	2-1/8" (54 mm)	4-3/4" (121 mm)

Replacement Diaphragms

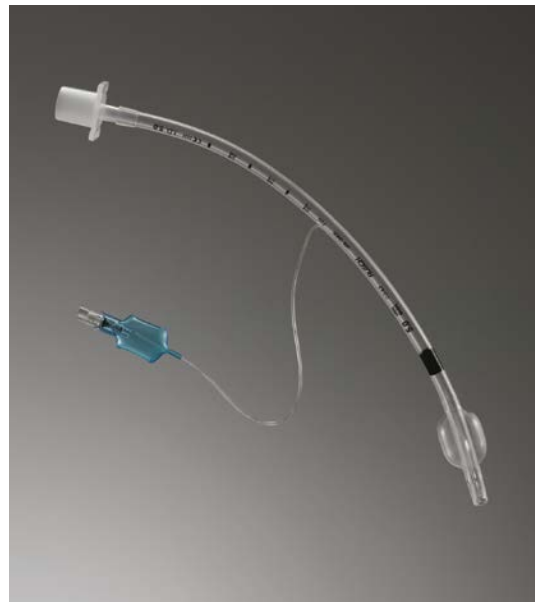
- 91815014 Small Feline \$35.00
- 91815015 Medium Feline \$35.00
- 91815016 Large Feline \$35.00
- 91815017 Small Canine \$35.00
- 91815018 Large Canine \$35.00

Sterile Endotracheal Tubes

Superior cuff design helps you prepare for correct intubations every time. The thin, large diameter cuff conforms to uneven tracheal surfaces and maintains a proper low-pressure seal. A high-compliance cuff lies close to the tube, improving visualization prior to inflation.

Cuffed Endotracheal Tubes

91316537	(3.0 mm)	\$5.00
91316551	(3.5 mm)	
91316538	(4.0 mm)	
91316539	(4.5 mm)	
91316540	(5.0 mm)	
91316541	(5.5 mm)	
91316542	(6.0 mm)	
91316543	(6.5 mm)	
91316544	(7.0 mm)	
91316545	(7.5 mm)	
91316546	(8.0 mm)	
91316547	(8.5 mm)	
91316548	(9.0 mm)	
91316549	(9.5 mm)	
91316550	(10.0 mm)	



Cuffed

Uncuffed Endotracheal Tubes

91316526	(2.0 mm)	\$5.00
91316527	(2.5 mm)	
91316528	(3.0 mm)	
91316529	(3.5 mm)	
91316530	(4.0 mm)	
91316531	(4.5 mm)	
91316532	(5.0 mm)	
91316533	(5.5 mm)	
91316534	(6.0 mm)	
91316535	(6.5 mm)	
91316536	(7.0 mm)	



Uncuffed

Frosted Halogen Laryngoscope Blades

- 93315450 (A) Macintosh Size 1 (87 mm) \$108.00
- 93315451 (B) Macintosh Size 2 (108 mm)
- 93315452 (C) Macintosh Size 3 (128 mm)
- 93315453 (D) Macintosh Size 4 (159 mm)
- 93315468 (E) Miller Size 0 (75 mm)
- 93315469 (F) Miller Size 1 (102 mm)
- 93315470 (G) Miller Size 2 (155 mm)
- 93315471 (H) Miller Size 3 (195 mm)
- 93315472 (I) Miller Size 4 (205 mm)



Laryngoscope Handles and Bulbs

Designed to accept both Macintosh and Miller blades. Handles are available in a choice of two sizes. Chrome-plated stainless steel construction.

- 91315278 Standard – accepts 2 "C" size batteries \$69.00
- 020-0354-00 Short handle – accepts 2 "AA" size batteries \$72.00
- 002-1962-00 Small Replacement Lamps, 5 pk Fits Macintosh 1 and 2, Miller 1, 2, and 3 \$47.00
- 002-1961-00 Large Replacement Lamps, 5 pk Fits Macintosh 2, 3, and 4, Miller 3 and 4 \$36.00

Disposable LED Laryngoscope Blade Kit

System features interchangeable, disposable laryngoscope blades with a medium reusable handle. The disposable stainless steel blades are offered in Macintosh sizes 2, 3 and 4 as well as Miller sizes 0,1, 2 and 3.

- 91315601 Disposable Blade Kit with Reusable Handle \$285.00



Disposable Laryngoscope Blades

- 91315602 Disposable Size 2 Macintosh Blade, each \$24.00
- 91315603 Disposable Size 3 Macintosh Blade, each
- 91315604 Disposable Size 4 Macintosh Blade, each
- 91315605 Disposable Size 0 Miller Blade, each
- 91315606 Disposable Size 1 Miller Blade, each
- 91315607 Disposable Size 2 Miller Blade, each
- 91315608 Disposable Size 3 Miller Blade, each

Emergency Response Kits

Emergency Response Kits are available in two sizes and contain a Disposable Resuscitator, Animal Mask Kit, Oxygen Supply Tubing, Physiological Parameter List and Carry Case.

90000	Small Emergency Response Kit For animals weighing less than 66 lb (30 kg)	\$336.00
90001	Large Emergency Response Kit For animals weighing 66 lb (30 kg)	\$336.00
91351400	Replacement Mask Set (Includes 1 each: small feline, medium feline, large feline, small canine and large canine mask)	\$293.00
91150010	Oxygen Supply Tubing, 7 feet (2.1 m)	\$2.00



LSP Disposable Resuscitator

Reliable, efficient ventilation with patient protection. Features non-deforming bag, pressure relief valve on Small and X-Small models, and connector for optional pressure-manometer or PEEP valve. Includes mask, oxygen supply tubing and oxygen reservoir. Not made with natural rubber latex.

91350666	Large (patients over 55 lb/25 kg) Disposable BVM w/Bag Reservoir	\$49.00
91350667	Small (patients between 16 and 55 lb/7.3-25 kg) Disposable BVM w/Bag Reservoir	\$49.00
91350668	X-Small (patients less than 16 lb/7.3 kg) Disposable BVM w/Bag Reservoir	\$49.00




Mayo Tray Cart

91805145	Mayo Tray Cart w/2 trays	\$737.00
91805146	Mayo Tray (1)	\$66.00



Containment

Midmark containment offers the flexibility you need for your clinic, shelter or animal care facility. From kennels and modular cage units to stylish condos, you can create a warm and welcoming environment without sacrificing the look and functionality you desire.



Cages

Stainless steel cages are designed for companion animal safety and long-term durability. A variety of configurations and non-corrosive materials are available to ensure maximum efficiency and comfort for the animals in your care.



Anatomy of a Cage



Benefits of a Double Door Cage

Looking for a housing solution for large dogs? Try our Double Door (DD) cages.

- Removable divider bar adds strength and integrity when securing the latch, but it also allows for easier opening.
- Removing the divider bar allows you to slide in a recumbent patient.
- Insert cage dividers to house multiple small animals.
- Shown with optional Quiet-Time Cage Cover (top left).
- Patented Hinge Design US Patent #7,805,808
- Available sizes:

42"W x 24"H	48"W x 30"H	60"W x 30"H
42"W x 30"H	48"W x 36"H	60"W x 36"H
42"W x 36"H	54"W x 30"H	72"W x 30"H
48"W x 24"H	54"W x 36"H	72"W x 36"H



Cages with Portals

We developed the Cat Portal with researchers from the University of California, Davis. Our Cat Portal package includes a spacer for proper installation.

Benefits of Portalizing

Studies show double compartment housing reduces pet stress by providing more room and more choices. The Cat Portal has an 8-inch diameter opening.

Ordering New Cages with Portals

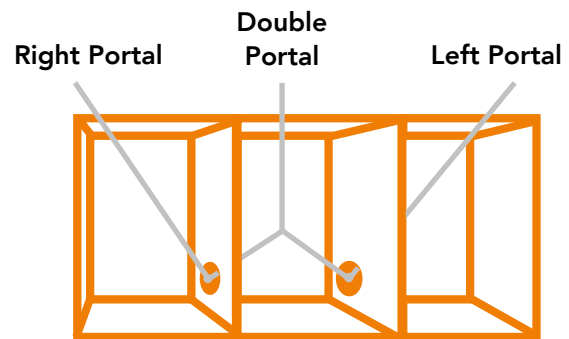
You can specify one or more of your new cages to have portal openings pre-cut during the construction phase. Talk with your sales representative (1.844.856.1236) about your options and needs. The standard sizes are listed below. **Note:** Portals will not fit into 18"H cages.

Industry Standard Cage Sizes

Size	Weight
18" x 18"	34 lb
18" x 24"	40 lb
18" x 30"	45 lb
24" x 18"	42 lb
24" x 24"	47 lb
24" x 30"	56 lb
24" x 36"	63 lb
30" x 24"	56 lb
30" x 30"	64 lb
30" x 36"	73 lb
36" x 24"	70 lb
36" x 30"	73 lb
36" x 36"	79 lb
42" x 30"	79 lb
42" x 36"	83 lb
42" x 24"	75 lb
48" x 30"	92 lb
48" x 30" DD	95 lb
48" x 36"	101 lb
48" x 36" DD	103 lb
54" x 30" DD	147 lb
54" x 36" DD	150 lb
60" x 30" DD	159 lb
60" x 36" DD	162 lb
72" x 30" DD	189 lb
72" x 36" DD	198 lb



Cat Portal



4' Stainless Steel Cage Assemblies

Most Popular Assembly



4' Assembly, Option A

Top: 2 - 24"W x 24"H cages
Bottom: 1 - 48"W x 30"H double door cage

902.0103.19	Without Platform	\$3,217.00
902.0103.20	Mobile Platform	\$3,749.00
902.0103.21	Stationary Platform	\$3,757.00

4' Assembly, Option B

Top: 2 - 24"W x 30"H cages
Bottom: 1 - 48"W x 30"H double door cage

902.0103.16	Without Platform	\$3,326.00
902.0103.17	Mobile Platform	\$3,859.00
902.0103.18	Stationary Platform	\$3,866.00

4' Assembly, Option C

Top: 2 - 24"W x 24"H cages
Middle: 2 - 24"W x 18"H cages
Bottom: 1 - 48"W x 30"H double door cage

902.0105.33	Without Platform	\$4,749.00
902.0105.34	Mobile Platform	\$5,280.00
902.0105.35	Stationary Platform	\$5,289.00

5' Stainless Steel Cage Assemblies



5' Assembly, Option A

Top: 2 - 30"W x 30"H cages
Bottom: 2 - 30"W x 30"H cages

902.0104.19	Without Platform	\$4,076.00
902.0104.20	Mobile Platform	\$4,739.00
902.0104.21	Stationary Platform	\$4,739.00

5' Assembly, Option B

Top: 2 - 30"W x 24"H cages
Bottom: 1 - 60"W x 36"H double door cage

902.0104.22	Without Platform	\$4,310.00
902.0104.23	Mobile Platform	\$4,943.00
902.0104.24	Stationary Platform	\$4,950.00

5' Assembly, Option C

Top: 2 - 30"W x 24"H cages
Middle: 2 - 30"W x 24"H cages
Bottom: 2 - 30"W x 30"H cages

902.0104.25	Without Platform	\$5,516.00
902.0104.26	Mobile Platform	\$6,149.00
902.0104.27	Stationary Platform	\$6,156.00

6' Stainless Steel Cage Assemblies



6' Assembly, Option A

Top: 3 - 24"W x 30"H cages
Bottom: 2 - 36"W x 30"H cages

902.0105.36	Without Platform	\$4,827.00
902.0105.37	Mobile Platform	\$5,613.00
902.0105.38	Stationary Platform	\$5,624.00



6' Assembly, Option B

Top: 2 - 36"W x 30"H cages
Bottom: 1 - 72"W x 36"H double door cage

902.0105.39	Without Platform	\$5,037.00
902.0105.40	Mobile Platform	\$5,823.00
902.0105.41	Stationary Platform	\$5,834.00



6' Assembly, Option C

Top: 3 - 24"W x 24"H cages
Bottom: 1 - 48"W x 30"H double door cage, 1 - 24"W x 30"H cage

902.0105.42	Without Platform	\$4,903.00
902.0105.43	Mobile Platform	\$5,690.00
902.0105.44	Stationary Platform	\$5,699.00

7' Stainless Steel Cage Assemblies



7' Assembly, Option A

Top: 2 - 30"W x 30"H cages, 1 - 24"W x 30"H cage
Bottom: 1 - 48"W x 30"H double door cage, 1 - 36"W x 30"H cage

902.0106.16	Without Platform	\$5,604.00
902.0106.17	Mobile Platform	\$6,511.00
902.0106.18	Stationary Platform	\$6,523.00



7' Assembly, Option B

Top: 2 - 30"W x 30"H cages, 1 - 24"W x 30"H cage
Bottom: 1 - 36"W x 30"H cage, 2 - 24 x 30"H cages

902.0106.19	Without Platform	\$5,756.00
902.0106.20	Mobile Platform	\$6,650.00
902.0106.21	Stationary Platform	\$6,650.00

8' Stainless Steel Cage Assemblies



8' Assembly, Option A

Top: 4 - 24"W x 24"H cages

Bottom: 2 - 36"W x 30"H cages, 1 - 24"W x 30"H cage

902.0109.16	Without Platform	\$6,347.00
902.0109.17	Mobile Platform	\$7,281.00
902.0109.18	Stationary Platform	\$7,281.00



8' Assembly, Option B

Top: 4 - 24"W x 24"H cages

Bottom: 2 - 48"W x 30"H double door cages

902.0109.19	Without Platform	\$6,436.00
902.0109.20	Mobile Platform	\$7,370.00
902.0109.21	Stationary Platform	\$7,370.00



8' Assembly, Option C

Top: 4 - 24"W x 24"H cages

Middle: 2 - 36"W x 30"H cages, 1 - 24"W x 30"H cage

Bottom: 2 - 48"W x 30"H double door cages

902.0109.22	Without Platform	\$9,520.00
902.0109.23	Mobile Platform	\$10,454.00
902.0109.24	Stationary Platform	\$10,454.00



8' Assembly, Option D

Top: 1 - 36"W x 30"H cages, 2-30"Wx30"H

Bottom: 1 - 60"W x 36"H double door cage,
1 - 36"W x 36"H cage

902.0109.25	Without Platform	\$6,997.00
902.0109.26	Mobile Platform	\$7,996.00
902.0109.27	Stationary Platform	\$7,996.00

9' Stainless Steel Cage Assemblies



9' Assembly, Option A

Top: 3 - 36" W x 30" H cages
Bottom: 1 - 72" W x 36" H double door cage, 1 - 36" W x 36" H cage

902.0110.19	Without Platform	\$7,423.00
902.0110.20	Mobile Platform	\$8,571.00
902.0110.21	Stationary Platform	\$8,571.00

9' Assembly, Option B

Top: 2 - 30" W x 30" H cages, 2 - 24" W x 30" H cages
Bottom: 1 - 48" W x 30" H double door cage, 2 - 30" W x 30" H cages

902.0110.22	Without Platform	\$7,401.00
902.0110.23	Mobile Platform	\$8,437.00
902.0110.24	Stationary Platform	\$8,437.00

9' Assembly, Option C

Top: 2 - 30" W x 24" H cages, 2 - 24" W x 24" H cages
Middle: 2 - 30" W x 24" H cages, 2 - 24" W x 24" H cages
Bottom: 3 - 36" W x 30" H cages

902.0110.25	Without Platform	\$10,061.00
902.0110.26	Mobile Platform	\$11,210.00
902.0110.27	Stationary Platform	\$11,210.00

10' Stainless Steel Cage Assemblies



10' Assembly, Option A

Top: 4 - 30" W x 30" H cages
Bottom: 2 - 60" W x 36" H double door cages

902.0112.13	Without Platform	\$9,217.00
902.0112.14	Mobile Platform	\$10,356.00
902.0112.15	Stationary Platform	\$10,356.00

10' Assembly, Option B

Top: 5 - 24" W x 24" H cages
Middle: 4 - 30" W x 24" H cages
Bottom: 1 - 48" W x 36" H double door cage, 1 - 72" W x 36" H double door cage

902.0112.16	Without Platform	\$12,101.00
902.0112.17	Mobile Platform	\$13,289.00
902.0112.18	Stationary Platform	\$13,289.00

10' Assembly, Option C

Top: 5 - 24" W x 24" H cages
Middle: 4 - 30" W x 30" H cages
Bottom: 1 - 48" W x 30" H double door cage, 2 - 36" W x 30" H cages

902.0112.19	Without Platform	\$11,954.00
902.0112.20	Mobile Platform	\$13,143.00
902.0112.21	Stationary Platform	\$13,143.00

12' Stainless Steel Cage Assemblies



12' Assembly, Option A

Top: 4 - 30"W x 30"H cages, 1 - 24"W x 30"H cage
Bottom: 1 - 72"W x 36"H double door cage,
 2 - 36"W x 36"H cages

902.0114.13	Without Platform	\$10,323.00
902.0114.14	Mobile Platform	\$11,763.00
902.0114.15	Stationary Platform	\$11,763.00



12' Assembly, Option B

Top: 6 - 24"W x 24"H cages
Middle: 4 - 30"W x 30"H cages, 1 - 24"W x 30"H cage
Bottom: 3 - 48"W x 30"H double door cages

902.0114.16	Without Platform	\$14,597.00
902.0114.17	Mobile Platform	\$15,943.00
902.0114.18	Stationary Platform	\$15,943.00

14' Stainless Steel Cage Assemblies



14' Assembly, Option A

Top: 4 - 30"W x 30"H cages, 2 - 24"W x 30"H cages
Bottom: 1 - 72"W x 36"H double door cage, 1 - 60"W x 36"H
 double door cage, 1 - 36"W x 36"H cage

902.0117.13	Without Platform	\$12,484.00
902.0117.14	Mobile Platform	\$14,144.00
902.0117.15	Stationary Platform	\$14,144.00



14' Assembly, Option B

Top: 7 - 24"W x 24"H cages
Middle: 4 - 30"W x 30"H cages, 2 - 24"W x 30"H cages
Bottom: 2 - 48"W x 30"H double door cages,
 2 - 36"W x 30"H cages

902.0117.16	Without Platform	\$16,910.00
902.0117.17	Mobile Platform	\$18,509.00
902.0117.18	Stationary Platform	\$18,509.00

Other Cage Options

Mobile Transport Unit

Mobility and design allow this unit to be used for receiving and releasing patients, moving them, as a temporary holding kennel, or even as an emergency exam and treatment table.

- The mobile transport unit is insulated and finished with polished stainless steel side and top panels.
- An Oxygen Therapy door is available for the mobile transport unit.
- The universal door is designed for right-hand or left-hand opening.
- Large 5" heavy-duty corrosion resistant casters let you maneuver the unit easily through most door openings.
- All casters feature locking mechanisms to hold the unit stationary when not in use.
- Full width bar handle for easy control.



902.0001.50	Mobile Transport Unit 36"W x 30"H x 28 ¾"D	\$2,840.00
902.0000.57	XL Mobile Transport Unit 48" W x 30"H x 28 ¾"D	\$5,490.00



Scan QR Code for additional options

NOTE: For ordering information or to ask about part number items shown above, contact us at 1.844.856.1236, Kansas City location.

[Back to Contents](#)

Stainless Steel Cage Accessories

End and Top Panels

Top and end panels are a convenient way to give your individual cage or cage assemblies an attractive, one-piece finished look.

- Constructed of the same high-quality stainless steel used on the cage itself.
- End and top panels are ordered separately and can be easily attached at your facility.
- These part numbers are for Type 3 cages. Contact 1.844.856.1236 for help with Type 1 or 2 cage accessories.

802.0018.51	End Panels for 18" H Cage	\$171.00
802.0024.51	End Panels for 24" H Cage	\$187.00
802.0030.51	End Panels for 30" H Cage	\$221.00
802.0036.51	End Panels for 36" H Cage	\$243.00
802.1800.00	Top Panel for 18" W Cage	\$147.00
802.2400.00	Top Panel for 24" W Cage	\$186.00
802.3000.00	Top Panel for 30" W Cage	\$216.00
802.3600.00	Top Panel for 36" W Cage	\$263.00
802.4800.00	Top Panel for 48" W Cage	\$417.00
802.5400.00	Top Panel for 54" W Cage	\$433.00
802.6000.00	Top Panel for 60" W Cage	\$449.00
802.7200.00	Top Panel for 72" W Cage	\$524.00



Shor-Shelf® Cat Perching Shelf

The removable Shor-Shelf® allows cats to follow their natural instinct to jump and perch above the floor.

- The shelf is 7" deep and adjusts to fit all 18", 24" and 30" wide cages.
- Unique flex-ends with special non-slip pads automatically adjust to taper of kennel—no drilling or modification of cage required.

802.0006.00	Shor-Shelf® Cat Perching Shelf	\$357.00
-------------	--------------------------------	----------




Stainless Steel Cage Accessories

PVC Coated Cage Floors

Keeps patients dry and clean.

- 14 gauge perforated sheet steel
- Openings are approximately $\frac{3}{8}$ " diameter after PVC coating.
- Non-toxic PVC coating is approximately $\frac{1}{8}$ " thick and seals entire floor.
- Floor height is approximately 2 $\frac{1}{4}$ ".

317.0098.00	Floor, 18"W Cage	\$186.00
317.0098.01	Floor, 24"W Cage	\$206.00
317.0098.02	Floor, 30"W Cage	\$237.00
317.0098.03	Floor, 36"W Cage	\$274.00
317.0098.04	Floor, 48"W Single Door Cage	\$347.00
317.0098.05	Floors, 48"W Double Door Cage (2 pieces*)	\$206.00
317.0098.45	Floors, 60"W Double Door Cage (2 pieces*)	\$253.00
317.0098.46	Floors, 72"W Double Door Cage (2 pieces*)	\$293.00



*Double Door cages require 2 floor pieces; the Single Door and other cages use 1 floor piece.

Divider for Double Door Cages

Stainless steel cage dividers provide a simple, affordable method to convert 48", 54", 60" and 72" wide Double Door Cages into two smaller units.

- Provides heavy-gauge stainless steel construction.
- The double-door latch system removes quickly and easily when you need to slide a large patient in or out of the cage.
- The bracket at the back of the cage holds the door snug to maintain secure separation between the cage spaces.

802.0024.00	24"H Double Door Cage - 29"W x 21"H	\$253.00
802.0030.00	30"H Double Door Cage - 29"W x 27"H	\$267.00
802.0036.00	36"H Double Door Cage - 29"W x 33"H	\$289.00



Quiet-Time Cage Door Cover

Instead of hanging towels over your cage doors to calm aggressive or nervous dogs, use Quiet-Time Cage Door Covers. Most dogs stop barking when you block their visibility of people and other animals. Quiet-Time Cage Door Covers provide some isolation and solitude for patients during treatment or recovery.

- Blue nylon construction is stain and snag resistant.
- 3" deep pocket fits snugly over the top of the door and secures with plastic snaps
- Clear vinyl window to display client/patient information
- Machine washable

179.2424.00	24"W x 24"H Cage Door	\$19.00
179.2430.00	24"W x 30"H Cage Door	\$26.00
179.2430.02	24"W x 30"H Condo Door	\$18.00
179.3030.00	30"W x 30"H Cage Door	\$27.00
179.3330.00	30"W x 30"H Suite Door	\$27.00
179.3630.00	36"W x 30"H Cage Door	\$30.00



Squeeze Restraint

Helps position non-cooperative patients in a secure but tighter space, creating a safer vaccination and treatment environment.

- The squeeze mechanism is designed with two 1" diameter stainless steel handles affixed to a wire door panel, similar to other cage doors.
- The push/pull system allows the squeeze restraint to gently ease the patient to the front of the cage for treatment.
- When the wire door panel is pushed to the back of the cage, the handles discreetly blend in with the cage frame.

924.0200.00	24" x 18" cage	\$524.00
924.0200.01	24" x 24" cage	\$609.00
924.0200.02	24" x 30" cage	\$603.00
924.0200.03	30" x 30" cage	\$661.00
924.0200.04	48" x 30" cage	\$751.00
924.0200.05	36" x 30" cage	\$664.00



Stationary Platform for Stainless Steel Cages

Allows cleaning under cages and raises bottom cages to an easier access level.

- Adjustable feet in the legs facilitate leveling.
- For planning purposes, allow for a 9¼" height increase when adjustable feet are fully extended and an 8" height increase when they are not extended.

702.0004.00 Leveling Leg Adapter \$57.00



Stationary Platform

Mobile Platform

Platform provides greater maneuverability for cleaning and cage bank rearranging. Easier access to bottom level cages.

- Large reinforced nylon casters and polyurethane wheels that will not "flat spot" or mar floors. Rotates 360° for maneuverability.
- All casters feature locking mechanisms to hold your kennel assembly stationary between moves.
- Allow 8½" height increase for mobile platforms when planning your space requirements.

086.5012.11 Caster with Brake \$60.00



Mobile Platform

Height Reducing Platform available upon request. Recessed casters reduce overall height by about 4" over mobile platform.

Caster/Peg Insert for Stationary Platform and Mobile Platform Stainless Steel Cages

702.2400.07	Caster/Peg Insert, 24" L Platform	\$235.00
702.3000.07	Caster/Peg Insert, 30" L Platform	\$255.00
702.3600.07	Caster/Peg Insert, 36" L Platform	\$262.00
702.4200.07	Caster/Peg Insert, 42" L Platform	\$280.00
702.4800.07	Caster/Peg Insert, 48" L Platform	\$299.00
702.5400.07	Caster/Peg Insert, 54" L Platform	\$280.00
702.6000.07	Caster/Peg Insert, 60" L Platform	\$400.00
702.7200.07	Caster/Peg Insert, 72" L Platform	\$439.00



Caster/Peg Inserts, Size 24" – 72" Platform

Quiet-Closing Latch

Innovative latching mechanism eliminates the jarring noises that startle and stress animals. Can retrofit most of our cages. Comes standard on stainless steel Cat Suites.

702.0030.52	30"/36" Single Door	\$92.00
702.0030.51	30" Double Door	\$253.00
702.0036.51	36" Double Door	\$264.00



Stainless Steel Litter Pans

Heavy-gauge Stainless steel to provide easy care and cleanup.

190.9000.03	12¾" W x 20¾" L x 4" H	\$83.00
190.9000.08	12¾" W x 10¾" L x 2½" H	\$43.00



Universal Cage Accessories

Cage Valet

Holds medications, toys, collars, leads, ID cards and forms.

- Gravity hook holds valet securely to stainless steel cages or kennels.
- Stainless steel tension clip secures your patient's paperwork.
- Polycarbonate material is crack- and shatter-resistant.

915.0200.04 Small - 5½"W x 10½"H x 3"D \$43.00

915.0200.05 Large - 9" W x 15"H x 3"D \$51.00



Cage Valet for Glass Door

Holds medications, toys, collars, leads, ID cards and forms.

- Four suction cups hold valet securely to the glass door.
- Stainless steel tension clip secures your patient's paperwork.
- Polycarbonate material is crack- and shatter-resistant.

915.0200.11 Small - 5½"W x 10½"H x 3"D \$51.00

915.0200.10 Large - 9" W x 15"H x 3"D \$53.00



Record Holders

Keep your records and notes in order.

Twist and turn method attaches holders to the horizontal bar of Shor-Line and most other wire cage doors.

Holders keep patient records securely attached to cage or kennel doors.

802.0010.05 Small - 5"W x 8¼"H Tension Clip \$36.00

802.0010.06 Large - 9"W X 12"H Tension Clip \$44.00



Stainless Steel Card Holders

802.0000.01 Small - 5"W x 3"H \$19.00

802.0000.02 Large - 8"W x 5"H \$27.00



Housing Accessories

Viewing Dome

The Viewing Dome is made from durable polycarbonate, and available as a Tri-Door option for the Feline Comfort Suite only. It increases feline interaction with visitors and caregivers providing important cat enrichment.

- Dome can be placed on either the left or right side of the Tri-Door.
- Dome projects approximately 2" from the door front.
- Can be disinfected with standard cleaners.
- Viewing Dome is 6" W x 7"H x 2⁷/₈"D.



Viewing Dome

Cat Cave

The two-level Cat Cave lets felines choose between lounging on the top resting area or hunkering down in the "cave" section that opens on three sides. It is simple to disinfect and move to different cages. Cats enjoy how warm and secure it makes them feel.

- Sits against the back side of the cage to allow cats to move through the three openings.
- Concave top resting shelf allows the cat to sink about an inch down to feel secure while enjoying the enrichment of a vertical space 14" off the cage floor.
- Feline experts agree that hiding places can provide an important coping mechanism to lower stress for cats. The lower level provides an 18¹/₂" wide area to curl against, warming with the cat's body heat.
- The front opening is 13¹/₄"W x 8"H and the side openings are 8"W x 11¹/₂"H.
- The side opening aligns as a pass through for feline enrichment.
- The Cat Cave tapers from base to top, making them easy to stack.
- Made of durable, easy-to-clean polyethylene in black to match the cage hinges.
- Overall 20³/₄"W x 14"H x 14³/₄"D. Both sides taper to a top concave resting bench of 18³/₄"W x 7¹/₂"D.



802.0007.00

Cat Cave

\$105.00

Feeding Accessories

Kennel Gear™ Plastic Bowl System

A clean and efficient food and water solution for all sizes of animals. Door mount prevents bowls from being turned over, spilling food or water.

- Kennel/Cage Bar Mount system fits most standard kennels or solid surfaces. Back plate is not used for solid surface mounting.
- Bowl can be inserted into the Kennel Bar Mount for a secure feeding solution and removed with the flip of a paw-proof lever.



041.0017.40	Blue	\$42.00
041.0017.41	Red	\$42.00
041.0017.75	Grey	\$42.00
041.0017.39	Kennel/Cage Bar Mount, Plastic	\$25.00

Kennel Gear™ Stainless Steel Bowls

A clean and efficient food and water solution for all sizes of animals.

- Manufactured from stainless steel for durability.
- Bowls are designed to be used with the various Kennel Gear mounting systems. This comes with the bowl and yoke.



041.0017.12	1 Pint Stainless Steel Bowl	\$67.00
041.0017.23	1 Quart Stainless Steel Bowl	\$67.00
041.0017.14	2 Quart Stainless Steel Bowl	\$69.00
041.0017.13	Double 1 Pint Stainless Steel Bowl	\$70.00
041.0017.48	Double 1 Quart Stainless Steel Bowl	\$88.00
041.0017.97	Double 2 Quart Stainless Steel Bowl	\$121.00
041.0017.16	Surface Mount, Aluminum	\$41.00
041.0017.17	Kennel/Cage Bar Mount, Aluminum	\$77.00

Configure Your Stainless Steel Cage Bank Online

Select an assembly width and browse through the options to find the configuration that fits your needs. Visit: shor-line.com/stainless-steel-cages/

1 6 FOOT CAGE - TOP ROW

<p>1-48X30, 1-24X30</p>	<p>1-48X30 DD, 1-24X30</p>	<p>1-48X36, 1-24X36</p>
<p>1-48X36 DD, 1-24X36</p>	<p>1-72X36 DD</p>	<p>2-36X24</p>
<p>2-36X30</p>	<p>2-36X36</p>	<p>3-24X24</p>
<p>3-24X30</p>	<p>NO CAGE</p> <p>NO CAGE</p>	

CONFIGURATION

- 1. 6 FOOT CAGE - TOP ROW
- 2. 6 FOOT CAGE, MIDDLE ROW
- 3. 6 FOOT CAGE, BOTTOM ROW
- 4. 6 FOOT CAGE PLATFORM
- 5. CAGE DOOR STYLE
- 6. CAGE BACK STYLE
- 7. CAGE LATCH STYLE
- 8. CAGE ACCESSORIES

LET'S DESIGN YOUR CONTAINMENT SPACE, TOGETHER!

Early in the process, we'll work with your team to discuss goals, measure and evaluate your space, and recommend an optimal design to suit your needs. This will help you avoid costly mistakes and ensure that your containment configurations are appropriate for your boarding kennel space and your business objectives.



NOTE: For ordering information or to ask about part number items shown above, contact us at 1.844.856.1236, Kansas City location.

[Back to Contents](#)

Fiberglass Quiet Cottages

A warmer, quieter alternative to standard cage banks.

Manufactured with durable fiberglass materials, Quiet Cottages create a warmer, quieter environment for dogs. The unique design also offers flexibility to support your canine population: Each 4' unit includes double doors for easier handling of large canines, as well as a removable panel that allows you to convert the unit into two smaller 2' cages. Option for no divider must be made at the time of ordering.

Available in a variety of configurations, door types and exterior colors, you can create the perfect environment for your canine friends.

Color-Specific Part Number Example:

QM03-LN-337

1 2 3 4 5

NOTE: To order, please provide a complete configuration that includes a selection from each of the numbered areas.



1 PRODUCT CODE

QM Quiet Cottage

2 MODEL CONFIGURATION

		w/o Heat	with Heat
01	84" Wide 5 Unit	\$11,435.00	\$17,207.00
02	84" Wide 6 Unit	\$11,830.00	\$18,610.00
03	28" Wide 2 Unit	\$5,021.00	\$7,455.00
04	36" Wide 2 Unit	\$5,313.00	\$7,770.00
05	48" Wide 2 Unit	\$7,013.00	\$9,682.00
06	56" Wide 4 Unit	\$8,248.00	\$12,855.00
07	72" Wide 4 Unit	\$8,853.00	\$13,506.00
08	64" Wide 4 Unit	\$8,562.00	\$13,192.00
09*	36" Wide 3 Unit	\$10,022.00	n/a
10*	36" Wide 2 Unit	\$6,826.00	n/a
11*	47" Wide 2 Unit	\$8,749.00	n/a
12	64" Wide 4 Unit	\$9,540.00	n/a
13	48" Wide 4 Unit	\$9,064.00	\$13,649.00
14	72" Wide 6 Unit	\$13,030.00	\$19,776.00

16	24" Wide 2 Unit	\$5,425.00	\$7,847.00
17	48" Wide 3 Unit	\$7,307.00	\$10,882.00
18	72" Wide 5 Unit	\$11,986.00	\$17,724.00
19	72" Wide 4 Unit	\$9,154.00	\$13,845.00
20	72" Wide 5 Unit	\$11,002.00	\$16,701.00
21	64" Wide 4 Unit	\$8,410.00	\$13,040.00
22	52" Wide 4 Unit	\$8,644.00	\$13,184.00
23	30" Wide 2 Unit	\$5,178.00	\$7,578.00
24	54" Wide 4 Unit	\$8,822.00	\$13,385.00
25	58" Wide 4 Unit	\$8,404.00	\$12,978.00
26	60" Wide 4 Unit	\$8,667.00	\$13,246.00
27	66" Wide 4 Unit	\$8,739.00	\$13,336.00
28	84" Wide 6 Unit	\$12,333.00	\$19,074.00

3 DOOR TYPE

L Left Hand Door
R Right Hand Door


4 ACCESSORY

N No Heat Pad
P With Heat Pad


5 EXTERIOR COLOR

316 Aurora
337 White
671 Pearl
885 Steel Gray Granite
886 Scrimshaw
887 Cool Gray

*Drain included in configuration and no mobile platform



Aurora-316



White-337



Pearl-671



Steel Grey Granite-885



Scrimshaw-886



Cool Gray-887

ISO-Care™ Quarantine Cages

A comfortable containment solution for isolating animals with contagions or quarantine restrictions.

A growing number of veterinary hospitals and animal shelters are choosing the ISO-Care™ (D399609) for isolating animals due to contagious diseases or quarantine requirements. ISO-Care's innovative tempered glass design keeps all discharge within the unit – no more messy leaks! A two-tiered drainage system keeps wastes and liquids away from animals, exiting through ISO-Care's floor drain, which can be connected to a sewer outlet. A built-in fan vents contaminated air. A standard light provides added visibility to healing animals.

Available in single or double-deck configurations. Units ship completely assembled and ready for operation.



10010778-316	Single stack 30-1/4"W x 28"H x 31"D Aurora color	\$3,369.00
10010779-316	Double stack 30-1/4"W x 28"H x 34"D Aurora color	\$6,269.00
10010780-316	Single stack 42"W x 45-7/8"H x 31" D Aurora color	\$3,550.00
10010781-316	Double stack 42"W x 81-1/2" H x 31"D Aurora color	\$6,632.00



NOTE: For ordering information or to ask about part number items shown above, contact us at 1.844.856.1236, Leesburg location.

[Back to Contents](#)

Kennels

Spacious kennels allow canine companions to sniff and explore. With a variety of stylish and functional configurations, you can create a safe, comfortable containment area.



Sani-Kennels

Sani-Kennels are designed to look great while providing optimal comfort and safety for the animals in your care.

The Sani-Kennel system is a highly configurable modular kennel design that is easy to clean, attractive and effectively supports air flow. With a wide range of panel sizes and designs to choose from, the system allows you to use existing facility floors, making it an ideal containment solution for a variety of animal care environments.

By combining the Sani-Kennel system with the patented Sani-Slope™ and Silvis Seal™, you can achieve superior floor mounting and leveling within your facility.

PANEL OPTIONS: Stainless Steel Panels, Wilsonart® Panels, Fiber Reinforced Panels (FRP), Wire Mesh

GATE MATERIALS: Tempered Glass, Stainless Steel Welded Wire, or any combination with or without isolation

GATE STYLES: Swing Gate

ACCESSORIES: Transfer Doors, Rest Benches, Top Covers, Raised Floors, Gate Tops, Feeding and Water Systems




10010754-XXX	3' Sani-Kennel, Solid FRP Back panel, Color of choice	\$736.00
10010755-XXX	4' Sani-Kennel, Solid FRP Back panel, Color of choice	\$861.00
10010751-XXX	4' Sani-Kennel, FRP Side panel with wire, Color of choice	\$888.00
10010752-XXX	5' Sani-Kennel FRP Side panel with wire, Color of choice	\$1,052.00
10010753-XXX	6' Sani-Kennel FRP Side panel with wire, Color of choice	\$1,198.00

"XXX" denotes color choices, as seen to the right.

SANI-KENNEL DOORS

10010756	3' Standard Run Door, S.S.	\$975.00
10010758	4' Standard Run Door, S.S.	\$1,274.00
10010757	3' Standard Run Door, Glass	\$1,034.00
10010759	4' Standard Run Door, Glass	\$1,339.00

S.S. = Stainless Steel



Silvis Seal™ + Sani-Slope™



Superior floor mounting AND leveling solution exclusively from Midmark.

Available only on Midmark's Sani-Kennel™ systems, the patented Silvis Seal™ (#8707903) and Sani-Slope™ achieve both superior floor mounting and leveling.

- Provides the ultimate solid watertight seal underneath division panels to ensure a one-of-a-kind layer of protection even if an isolation panel's silicone seal becomes cracked, hard or broken
- Prevents cross-contamination even when the primary bead of floor sealant has been breached or where there are cracks, waves, irregularities or other imperfections in the floor
- Tolerates harsh cleaning agents such as chlorine bleach and ammonia, and withstands the force of pressure-washing systems

Sani-Slope™ Advantages:

- Panels quickly and easily level to match the floor slope
- No need to cut panels to match the floor slope
- Less worry about floor dimensions
- Easily adapted to coved walls



Shor-Line Run System

Years of craftsmanship have gone into creating our industry-leading stainless steel kennels.

These runs are entirely constructed of stainless steel components, including a 1¼" stainless steel tube frame and door. A Sound Dampening Technology Core™ is compressed between two heavy-gauge stainless steel panels to help reduce kennel noise.

Kennels are available in many sizes and designs to fit the unique needs of your facility.

- Constructed with 1¼" stainless steel tubing with mitered corners and 16-gauge stainless steel hardware for exceptional durability.
- For added strength, ¼" stainless steel wire panels are spaced every 6 inches, wire-panel rods are welded at every third intersection, and rods pass into the gate frame tube.
- Hands-free latch operation with a dual-pin latch that can be locked for added security.
- Choose 48" isolation or full isolation side panels.
- Gate panels mount between side panels or walls.
- Wedge Kennel Run System follows the slope of the floor to prevent cross-contamination.
- Optional: Doors available in tempered glass or wire. Side panels and back panels are available with tempered glass or wire.
- Optional feeding systems for food and water are available but must be ordered when doors are ordered. Systems cannot be retrofitted.
- Standard Widths: 30", 36" and 48"
Standard Depths: 5' and 6'
Standard Height: 6'6" (approx.)
7' 2" (approx.) on elevated PVC Floor

Optional Glass Colors



FROSTED



Single Kennels

Designed for durability, the quality of this kennel is evident in its premium features, such as welds at every third intersection and the smooth feel of crafted stainless steel. Choose the width and length to fit your needs, and mix and match side and back panels.

- Our most durable kennel system is constructed with full stainless steel throughout, with 1¼" square tubing for added strength.
- Stainless steel withstands regular cleaning and disinfecting without degrading.
- Install kennels as freestanding units or against a wall using modular components.
- Stainless steel side panels are sloped ¼" per foot. Other slopes are available by request.
- Optional PVC Isolation side panels are available in multiple colors to complement your decor.
- A Sound Dampening Technology Core™ is compressed between two heavy-gauged stainless steel panels to help reduce kennel noise.
- **Optional Accessories:** Top wire panel, side transfer door, stainless steel glass door, elevated PVC floor and swivel feeding system.
- Standard Widths: 30", 36" and 48"
Standard Depths: 5' and 6'
Standard Height: 6'6" (approx.)
7' 2" (approx.) on elevated PVC Floor



Front-to-Back Kennels

The Front-to-Back Kennel connects two single kennels back-to-back. The front-to-back configuration allows staff to transfer an animal from one side to the other without contact by using a pulley-system transfer door.

- **Optional Accessories:** Top wire panel, side or back transfer door, stainless steel glass door, elevated PVC floor, swivel feeding system.
- Standard Widths: 30", 36" and 48"
Standard Depths: 10' and 12'
Standard Height: 6'6" (approx.) on concrete
or
7' 2" (approx.) on elevated
PVC Floor



Shor-Line Side-to-Side Kennels

The Side-to-Side Kennel connects two Single Kennels, creating more space for larger dogs or dog families. The side-to-side configuration also allows staff to transfer an animal from one side to the other without contact by using a pulley-system transfer door.

These kennels can be installed as free-standing units or mounted to an existing structural wall.

- Part of our most durable kennel system.
- Stainless steel side panels are sloped $\frac{1}{4}$ " per foot. Other slopes are available by request.
- A Sound Dampening Technology Core™ is compressed between two heavy-gauge stainless steel panels to help reduce kennel noise.
- **Optional Accessories:** Top wire panel, side or back transfer door, stainless steel glass door, elevated PVC floor, swivel feeding system.
- Standard Widths: 30", 36" and 48"
Standard Depths: 5' and 6'
Standard Height: 6'6" (approx.) on concrete or
7' 2" (approx.) on elevated PVC Floor




• Tempered glass panels fit into stainless steel frames for durability.

T-Kennel Run System


The configurable T-Kennel Run System allows you to design a room (or a row of rooms) that maximize your space. Constructed with the improved T-Core with Perfect Panel Design™ that employs a state-of-the-art lamination process to bond two sheets of acrylic PVC to an extra-dense foam core. The result is an extremely strong, lightweight and sound-dampening panel that helps lower pet stress by reducing kennel noise.

The two-piece construction lets you choose the upper flag piece: stainless steel or galvanized wire, glass or a full isolation panel.

Standard PVC Colors



Premium PVC Colors



- 6' run height.
- 1" square tubing with mitered corners (Stainless Steel or galvanized available).
- 3/16" Stainless Steel wire panel spaced every 6" for security. (Galvanized is 0.177" diameter wire).
- Wire panel rods welded at every third intersection.
- Choose between Stainless Steel, Galvanized Steel or Tempered Glass gate.
- Gate can open in or out and is completely removable.
- Tempered Glass available on doors, side panels and/or back panels.
- Rods pass into gate frame tube for added security.
- 16-gauge Stainless Steel hardware.
- Single Pin Latch for security (can be locked) and Hands-Free latch operation.
- Side and back panels use our T-Core with Perfect Panel Design™ that bonds two PVC panels to an extra-dense foam core. The heat and pressure used for the sandwiched foam and PVC help reduce kennel noise while adding strength. Stainless steel trim adds a stylish touch while providing added protection against chewing.
- Side and back panels can have top sections of Stainless or galvanized steel, tempered glass or PVC isolation panels.
- Provides triple protection from cross contamination with the Perfect Panel's channel design. We construct the channel from durable, corrosion-proof PVC that adds longevity.
- Optional feeding systems for food and water are available but must be ordered when doors are ordered. Systems cannot be retrofitted.



Single Kennels

The T-Kennel Single Kennel is an ideal starting point in your kennel design. Constructed with our T-Core with Perfect Panel Design™ for added strength and sound-dampening, kennels are available in a variety of options. Choose colored PVC, tempered glass, stainless and galvanized steel. Mix and match materials to fit your budget and facility aesthetic.

- You can install freestanding or against a wall.
- Includes one 2' wide gate that opens inward and outward, and the door is completely removable.
- Has two slots for optional slide-in feed and water trays. Kennels less than 4' wide will have only one feed tray slot.
- Raised floor systems have leveling legs and can span 32' in either direction to correct floor imperfections, without the need for a stub out.
- Triple Sealing Channel follows the slope of the floor (up to ¼" per foot) to prevent cross contamination. Special design provides extra sealing power. Other slopes available by request.
- Raised floor systems include a back panel.
- Easy-to-clean PVC Panels are available in multiple colors to complement your decor.
- **Optional Accessories:** top wire panel, side transfer door, Half T-Cover, stainless steel wire door and stainless steel glass door. Choice of stainless or galvanized steel components.
- Standard Widths: 3', 3'6", and 4'
Standard Depths: 3', 4', 5', 6' and 8'
Standard Height: 6' (approx.) on concrete
6' 10" (approx.) on raised floor

Use our online configurator to explore options.



This half T-Cover hides the back trench drain to protect curious dogs while allowing drainage and staff access for cleaning.

Side-to-Side Kennels

The T-Kennel Side-to-Side Kennel is ideal for housing larger dogs or families of dogs. Kennels feature a pulley-system side transfer door that allows staff to open the transfer door and move the animal to the other side without direct contact with the animal. Kennels can be freestanding or mounted on an existing structural wall.



- Durable frame is constructed with 1" square tubing.
- Includes two slots per compartment for optional slide-in feed and water trays. Kennels less than 4' wide will have one feed-tray slot.
- Raised floor systems have leveling legs and can span 32' in either direction to correct floor imperfections, without the need for a stub out.
- Each compartment has one 2'-wide gate that opens in or out, and the gate is completely removable.
- Side and back panels use our T-Core with Perfect Panel Design™ that bonds two PVC panels to an extra-dense foam core. The heat and pressure used for the sandwiched foam and PVC help reduce sound while adding strength. Stainless steel trim adds a stylish touch while providing added protection against chewing.
- Triple-sealing channel follows the slope of the floor (up to ¼" per foot) to prevent cross contamination. Special design provides extra sealing power.
- Easy-to-clean PVC Panels are available in multiple colors to complement your decor.
- **Optional Accessories:** top wire panel, side transfer door, half T-cover, stainless steel wire door, stainless steel glass door, and swivel feeder or feed slots. Choice of stainless or galvanized steel components.
- Standard Widths: 3', 3'6", and 4'
Standard Depths: 4', 5', 6' and 8'
Standard Height: 6' (approx.) on concrete
6' 10" (approx.) on raised floor

Front-to-Back Kennels

The Front-to-Back Kennel System places two single kennels back to back, separated by a full width, counterweighted, transfer door. The enclosed double pulley system enables the operator to open the transfer door from either side to transfer the animal from one side to the other, without direct contact. This is a time saver as well as a safety feature.

Facility managers have reported quieter and calmer dogs because the animals are not facing each other.

This system can sit directly on the finished floor or have a raised floor system with an integrated trench drain system covered by the Full T-Cover.

- An enclosed double-pulley system operates a full-width, counter-weighted transfer door that can be opened from either end to simplify animal transfer.
- **Optional accessories:** top wire panel, side transfer door, stainless steel wire door and stainless steel glass door. Choice of Stainless or galvanized steel components.
- Standard Widths: 3', 3'6", and 4'
Standard Depths: 8', 10', 12' and 16'
Standard Height: 6' (approx.) on concrete
6' 10" (approx.) on raised floor



The Full T-Cover covers both sides of the trench drain in front-to back kennels.

Double Decker Kennels

The Double Decker Kennel Run System saves valuable floor space by stacking two kennels on top of each other. If the unit is installed at ground level, the bottom of the top kennel is 35" off the floor, or approximately at typical counter height. Use color of the PVC panels or select tempered glass to create a statement.

- **Optional Accessories:** Side transfer door and stainless steel or tempered glass door.
- Standard Widths: 3' and 4', Standard Depths: 3' and 4'
Standard Height: Each opening is 34" high, overall height
6' (approx.) on concrete
6' 10" (approx.) on raised floor



T-Kennel Double Decker Kennel

Tri Kennels

The Tri Kennel pairs our Double Decker Kennel Run with a Single Kennel to create a flexible housing unit. The full-width, counter-weighted, transfer door allows the pet to travel from one lower unit to the other.

This configuration works best in large rooms where there is adequate space to install both sides of the kennel run system. It can be a good choice for housing dog families.

- **Optional Accessories:** Top wire panel, side transfer door and stainless steel or tempered glass door.
- Standard Widths: 3', 3'6", and 4', Standard Depths: 8', 10', 12'
Standard Height: 6' (approx.) on concrete
6' 10" (approx.) on raised floor



T-Kennel Tri Kennel

Quad Kennels

The Quad Kennel System saves floor space while giving you the flexibility of stacked housing with the space of a kennel run. With the Double Decker Kennels back to back, a full-width, counter-weighted, transfer door allows a pet to move freely between the lower units.

If the unit is installed at ground level, the bottom of the top kennel is 35" off the floor, or approximately at typical counter height. This works well in larger areas in which you can move down one row tending to needs and back up the other side.

The Quad Kennel System can sit directly on the floor, or have a raised floor system with an integrated trench drain system covered by the full T-Cover for the lower kennel and two half T-Covers for the upper kennels

- **Optional Accessories:** Side transfer door and stainless steel or tempered glass door.
- Standard Widths: 3', and 4', Standard Depths: 6', 8'
Standard Height: Each opening 34" high; overall height
6' (approx.) on concrete
6'10" (approx.) on raised floor



T-Kennel Quad Kennel

Kennel Feeder Systems

Swivel Feeder

Makes quick work of feeding and watering animals. Simply place the food and water in the holders at the correct height and swivel the items into the kennel. Lock in place.

- Made of durable stainless steel.
- Fits 21¾" W x 10½" H opening.
- For Shor-Line kennels, choose between Options A, B or C. For T-Kennels, choose Option B or C.

Option A – Feeder system with 2-Quart Double Bowl

Option B – Feeder system with 1-Quart Double Bowl

Option C – Feeder system with 4-Quart pail and 1-Quart Bowl

Note: These feeders cannot be retrofitted, they must be ordered when kennel is built. Part number determined at time of order.



OPTION A



OPTION B



OPTION C

T-Kennel Stainless Steel Feed Tray

The feed tray keeps food in the tray and makes feeding easy. Just slide in and pull out. Only available on T-Kennel doors.

- Made of durable Stainless Steel.
- Available as locking (right) or non-locking.
- You can fill and clean without entering the kennel.
- 8" W x 9.625" L x 1.813" D

041.0018.07 Stainless Steel Feed Tray \$72.00



Kennel Run Accessories

PVC Flip-Up Run Bench

Perfect solution to provide a large dog resting area inside an existing run.

- Retrofits to most 36" W or 48" W kennels. If there is a trench drain in the back, the bench sits over the drain but does not interfere with it. It lifts up easily for hosing down the run.
- Available in various colors.
- 33¾" W x 22" L x 3" H and 45¾" W x 22" L x 3" H



Part number determined at time of order.

BiteGuard KennelPlex™ Door

Biteguard KennelPlex™ door lets dogs choose when to go outside. It saves staff time and increases canine satisfaction. The door closes automatically, to minimize the impact of an open door.

Rough opening is 16.125" W x 24" H. Dog passage is 13.375" W x 24.375" H.

- 909.0002.00 16" W x 24" H \$1,227.00
- 909.0002.02 Wall Frame \$1,488.00
- 909.0002.03 Wall Mount with Tunnel \$1,157.00



Dog Daycare Room Dividers

Dog Daycare Room Dividers from Midmark create customized spaces and flexible room dimensions. Popular in doggie day care, this mobile panel system can be moved around the room as needed to create flexible play spaces, which can be ideal for separating larger and smaller dogs during open play time. Isolation panels can be constructed with pet safe materials using FRP or Wilsonart® in any size, shape or dimension. They can be built with a door to allow staff access to either side of the play areas. Additionally, the divider panels are on casters, making it possible to wheel them into multiple configurations. The result is a flexible, economical way to divide spaces without requiring permanent walls.



NOTE: For ordering information or to ask about part number items shown above, contact us at 1.844.856.1236, Leesburg location.

[Back to Contents](#)

Chain Link Runs

Made with Midmark's exceptional quality and workmanship, our chain link runs offer flexibility and value. Available as stand-alone units or to connect multiple runs, their modular construction allows you to build enclosures of nearly any size and configuration.

Electro-galvanized wire is woven in-house and hand-laced for a smooth, tight and taut finish without sharp edges or burs.

Durable yet economical, Midmark chain link is ideal for a variety of settings, from outdoor boarding runs to military and working-dog facilities.

Two wire gauges available: 9 and 11

Two mesh sizes available: 1.5" and 2"

Top Dog Modular Pens

Crafted with precision and durability, these modular components expand your layout options.

Run Features:

- One swing gate or stall front
- Two side fence panels
- One back fence panel

Run Size:

All runs are 74" high

4'x10', 4'x12', 6'x10', 6'x12', 10'x10', and 10'x12'

Available Mesh Sizes:

1.5" diamond at 11 gauge

Common-sized, ready-to-ship kennels available in single and multi-run configurations.



K-9 Cabin Double-Stacked System

Stacked systems double your capacity without occupying added floor space.

The K-9 Cabin Double-Stacked System maximizes the number of animals you can accommodate within your space. Unit dimensions are customizable, ensuring that you can create a containment space appropriate for your facility.

With a wide range of gate styles and material choices, units can be configured back-to-back or against a wall. Optional accessories include built-in feed and water bowls.

CUSTOMIZABLE OPTIONS

Panels: Stainless Steel Panels, Wilsonart® Panels, FRP Panels

Gate Material: Tempered Glass, Stainless Steel Welded Wire

Gate Styles: Swing Gate

Accessories: Feed and Water Systems



Luxury Walk-In Dog Suites

Luxury Dog Suites provide long-term or short-term living space for dogs.

Luxury Walk-In Dog Suites provide the functionality of a kennel without an institutional look. Rooms are more colorful and can be outfitted with beds, rugs, pictures and televisions for a living space or play area for dogs.

Additionally, a fixed piece next to the door can be solid glass or infilled with a variety of materials to create privacy. The door can be configured in the same manner as well to add privacy. The Luxury stall front can be configured with Luxury Suite isolation panels or used with block wall or other materials.

Accessories not provided.



Modular 2-Story Double-Deck Kennels

Double your revenue opportunity with a two-story kennel system.

If you're limited on floor space within your facility, you may be able to expand vertically. The Midmark patented Modular 2-Story Double-Deck™ Kennels create a second level of boarding runs with full-height, easy walk-in access for dogs and staff.

Engineered for flexibility, Double-Deck Kennels conform to a wide range of building dimensions, enabling you to install the system in rooms as narrow as 18' with only 14' of interior headroom. Double-Deck Kennels feature a complete plumbing and drainage system for the upper level and aisles. Stairways, provided by your vendor-of-choice, can be easily positioned in various locations.

Choose from back-to-back or single-row styles, with a variety of side panel styles, gates and accessories.



NOTE: For ordering information or to ask about part number items shown above, contact us at 1.844.856.1236, Leesburg location.

[Back to Contents](#)


Specialty Kennels

Folding Kennel


The Folding Kennel is a unique concept in dog kenneling. You can turn a room into a play area during the day and have overnight accommodations in the evening.

Our Folding Kennel gives you a wall of kennels when it is unfolded and then folds up against a wall to a 7-inch footprint.

Available opening sizes: 36"W x 37¼" L or 48"W x 49¼" L.
Folding Kennel US Patent #8,438,995



This facility made use of a narrow area.



When not in use, the kennels stay tucked away. Store against the wall for a 7" D footprint.

A GREAT SPACE SAVER!

Customers who have purchased the Folding Kennel since it was introduced have found great uses for it.

- Maximizes floor space; can fold out one kennel at a time.
- Provides resting areas for dogs in daycare or safe "time out" rooms.
- Gives emergency kennels for overflow boarding times.
- Offers flexible multi-purpose housing for special services (grooming, dog training, physical therapy).



You have the option of opening up just one or two rooms. Pull out just one room.



...or two rooms while others stay against the wall.



Fully unfolded, the kennel is approximately 3'W x 3'L or 4'W x 4'L.

Specialty Kennels

Maximize Your Space and Increase Your Bottom Line.



Midmark's innovative Space Saver Folding Kennels offer the ultimate flexibility. Whether you want to create an isolation area or an overflow option for boarding, these collapsible kennels are ideal for pet resorts or veterinary clinics that want to easily customize a space as needed.

The Space Saver kennels use the existing floor with Midmark's patented SilvisSeal to prevent cross-contamination and spreading disease through the flooring system.

Standard sizes are 3' x 3' or 4' x 4'.

The upper section can be designed with stainless steel wire, bone grid or a solid material (FRP, Wilsonart® or stainless steel over Polycore). The bottom section can be designed with FRP, Wilsonart® or stainless steel over Polycore.

Note: The system requires a flat solid wall and an additional kennel width of clearance on both sides.



UltraBase™ Above Floor Kennels

No floor seam to bend, break or leak.

The Midmark UltraBase™ Above Floor Kennel System allows for the installation of indoor kennels in spaces not normally constructed for housing animals. The elevated floor allows kennel spaces to be installed in locations that weren't previously possible.

The one-piece molded fiberglass base has a gentle side radius that extends up 6" so there is no floor-side seam to flex, crack and leak over time.

The base unit securely attaches to Midmark's isolation side panels for a watertight seal. The Midmark UltraBase™ features a slip-resistant floor base unit carefully engineered with an easy-to-clean special permanent texture and adjustable legs, that allow for installation on uneven floors.



SU48-FDUWF00-875	4' UltraBase FRP Side panel with wire - Blue	\$771.00
SU48-FDUWF00-255	4' UltraBase FRP Side panel with wire - Sage	\$771.00
SU48-FDUWF00-245	4' UltraBase FRP Side panel with wire - Sky	\$771.00
SU48-FDUWF00-671	4' UltraBase FRP Side panel with wire - Pearl	\$771.00
SU48-FDUWF00-878	4' UltraBase FRP Side panel with wire - Beige	\$771.00
SU60-FDUWF00-875	5' UltraBase FRP Side panel with wire - Blue	\$904.00
SU60-FDUWF00-255	5' UltraBase FRP Side panel with wire - Sage	\$904.00
SU60-FDUWF00-245	5' UltraBase FRP Side panel with wire - Sky	\$904.00
SU60-FDUWF00-671	5' UltraBase FRP Side panel with wire - Pearl	\$904.00
SU60-FDUWF00-878	5' UltraBase FRP Side panel with wire - Beige	\$904.00
SU72-FDUWF00-875	6' UltraBase FRP Side panel with wire - Blue	\$1,016.00
SU72-FDUWF00-255	6' UltraBase FRP Side panel with wire - Sage	\$1,016.00
SU72-FDUWF00-245	6' UltraBase FRP Side panel with wire - Sky	\$1,016.00
SU72-FDUWF00-671	6' UltraBase FRP Side panel with wire - Pearl	\$1,016.00
SU72-FDUWF00-878	6' UltraBase FRP Side panel with wire - Beige	\$1,016.00



BU36-NFF0000-875	3' UltraBase solid FRP Back panel - Blue	\$685.00
BU36-NFF0000-255	3' UltraBase solid FRP back panel - Sage	\$685.00
BU36-NFF0000-245	3' UltraBase solid FRP Back panel - Sky	\$685.00
BU36-NFF0000-671	3' UltraBase solid FRP Back panel - Pearl	\$685.00
BU36-NFF0000-878	3' UltraBase solid FRP Back panel - Beige	\$685.00
BU48-NFF0000-875	4' UltraBase solid FRP Back panel - Blue	\$808.00
BU48-NFF0000-255	4' UltraBase solid FRP Back panel - Sage	\$808.00
BU48-NFF0000-245	4' UltraBase solid FRP Back panel - Sky	\$808.00
BU48-NFF0000-671	4' UltraBase solid FRP Back panel - Pearl	\$808.00
BU48-NFF0000-878	4' UltraBase solid FRP Back panel - Beige	\$808.00

Stainless Steel Kennels

A superior floor-mounting and leveling solution.

SilvisSeal is now available as part of the optional floating channels and features:

- 22 gauge 304 stainless steel
- 3/8" diameter stainless steel rods on doors and side panels
- 1" stainless steel square tubing
- 4' of isolation with stainless steel

Sani-Slope™ panels are easy to level to match the floor slope within your facility, without requiring custom trim panels. Panels adapt easily to coved walls.

STANDARD DOOR

- Reversible stainless steel doors – side by side units may be opened in opposite directions
- Stainless steel door hinges are mounted on the top and bottom, not the side

SLIDING DOOR

- One-hand operation
- Maximizes kennel room and eliminates the need for "swing door" space
- Maintenance-free marine grade anodized aluminum glide
- Available with stainless steel rods or glass panels

GLASS DOOR

- Full view for easy observation
- Convenient cleaning
- Aesthetically pleasing
- Scratch resistant
- Available in sliding or hinged models



Stainless Steel Kennel Systems

KENNEL 3'X6', 1 UNIT, GLASS DOOR

281-0010-00 Kennel 3'x6', 1 unit, Glass Door (no threshold), 2 side panels and 1 back panel \$4,940.00



KENNEL 3'X6', 3 UNIT, GLASS DOOR

281-0010-02 Kennel 3'x6', 3 Unit, Glass Door (no threshold) \$11,634.00
4 side panels and 3 back panels



KENNEL, 3'X6', 2 UNIT, GLASS DOOR

281-0010-01 Kennel, 3'x6', 2 unit, Glass Door (no threshold) 3 side panels and 2 back panels \$8,287.00

**KENNEL 3'X6', 4 UNIT, GLASS DOOR**

281-0010-03 Kennel 3'x6', 4 Unit, Glass Door (no threshold) \$14,981.00
5 side panels and 4 back panels



100% Stainless Steel Kennel Components

Kennel components are distinctively crafted from the most durable materials including 22-gauge, 304 stainless steel isolation panels with 3/8" stainless steel rods and 1" stainless steel square tubing.

RUN FRONT PANELS

- 181-0004-05 Run Rod Front Panel, 12"W (for use with 4' wide runs) \$295.00
- 181-0004-01 Run Glass Front Panel, 12"W (for use with 4' wide runs) \$295.00



RUN DOOR ASSEMBLIES

- 181-0001-01 Standard Run Door Assembly, 35"W (outside dimension) \$961.00
- 181-0001-02 Run Door Assembly with Bowl Bracket, 35"W (outside dimension) \$1,206.00
- 181-0001-25 Glass Run Door Assembly, 35"W (outside dimension) \$1,018.00
- 181-0001-06 Standard Run Door Assembly 35"W (no bottom frame) \$961.00
- 181-0001-26 Standard Glass Run Door assembly 35"W (no bottom frame) \$1,018.00



RUN DOOR ASSEMBLIES-SLIDING


Note: Sliding doors will open right to left unless otherwise specified.

- 181-0001-10 Sliding Run Door Assembly, 47.37"W (outer dimension) - Fits 4' Wide Runs, Provides 24" Opening \$2,015.00
- 181-0001-27 Sliding Glass Run Door Assembly, 47.37"W (outer dimension) Fits 4' Wide Runs, Provides 24" Opening \$2,181.00



RUN BACK PANELS

- 181-0003-00 Run Back Panel, Stainless Steel, 35"W \$736.00
- 181-0003-05 Run Back Panel, Stainless Steel, 47-3/8"W \$861.00



RUN SIDE PANELS – SIDE-BY-SIDE

- 181-0002-01 Run Side Panel, Stainless Steel, 72"W \$1,269.00
- 181-0002-51 Run Side Panel, Stainless Steel, 58"W \$1,134.00

FLOATING CHANNELS FOR SIDE PANELS

- 610-0427-12 Floating channel assembly, 6' (Qty 2) \$324.00
- 610-0427-22 Floating channel assembly, 5' (Qty 2) \$312.00
- 610-0427-32 Floating channel assembly, 4' (Qty 2) \$292.00

RUN SIDE PANELS – BACK-TO-BACK

- 181-0002-11 Run Side Panel, Stainless Steel, 71"W \$1,269.00
- 181-0002-61 Run Side Panel, Stainless Steel, 57"W \$1,134.00

RUN FLOOR FRAMES

- 181-0005-00 Run Floor Frame, Stainless Steel, 36"W x 72"D \$478.00
- 181-0005-01 Run Floor Frame, Stainless Steel, 48"W x 72"D \$495.00
- 181-0005-20 Run Floor Frame, Stainless Steel, 36"W x 58"D \$422.00
- 181-0005-11 Run Floor Frame, Stainless Steel, 48"W x 58"D \$439.00

RUN DRAIN SYSTEMS

- 619-0440-00 Run Drain System, Stainless Steel, 36" W x 72" D \$607.00
- 619-0440-01 Run Drain System, Stainless Steel, 48" W x 72" D \$711.00
- 619-0440-03 Run Drain System, Stainless Steel, 36" W x 58" D \$549.00
- 619-0440-04 Run Drain System, Stainless Steel, 48" W x 58" D \$661.00



RUN FLOORING

72" Deep Run – PVC Coated Run Floor

- 616-0201-00 Run Floor, 35"W x 23"D \$538.00
(3 required per run)
- 616-0203-00 Run Floor, 47"W x 23"D \$456.00
(3 required per run)

58" Deep Run – Plastisol™ Coated Run Floor

- 616-0201-00 Run Floor, 35"W x 23"D \$515.00
(2 required per run)
- 616-0202-00 Run Floor, 36"W x 9"D \$388.00
(1 required per run)
- 616-0203-00 Run Floor, 47"W x 23"D \$456.00
(2 required per run)
- 616-0204-00 Run Floor, 47"W x 9"D \$350.00
(1 required per run)



Accessories

Midmark offers a variety of accessory elements designed to enhance comfort, add utility and convenience, or improve aesthetics.

TRANSFER DOORS:

- Standard Wall-Mounted Doors
- Cable Guard Wall-Mounted Doors
- Fiberglass Insulated Doors
- Panel-Mounted Doors
- Pickwick™ Dog-Operated Doors
- Locking Transfer Doors




REST BENCHES

- Rest benches are available in freestanding and swing-up styles.

• **Frame:** Aluminum **Benches:** Stainless Steel, FRP

10010931-878	Rest Bench Aluminum Framed - Swing-up 3 ft Aurora UltraBase- Beige	\$330.00
10010932-878	Rest Bench Aluminum Framed - Swing-up 4 ft Aurora UltraBase- Beige	\$330.00
10010931-671	Rest Bench Aluminum Framed - Swing-up 3 ft Steel Grey UltraBase- Pearl	\$376.00
10010932-671	Rest Bench Aluminum Framed - Swing-up 4 ft Steel Grey UltraBase- Pearl	\$376.00
10010791	2'x3' Freestanding Dog Bench - White	\$359.00
10010792	2'x4' Freestanding Dog Bench - White	\$405.00



BOWL SYSTEMS:

- Built-in Single and Double Bowl Brackets
 - 2 ¾ Quart
 - 1 Quart
- Rotary Double Bowl Insert
 - 1 Quart

GUTTER COVERS:

- Aluminum Gutter Cover

LATCHES:

- Patented Stainless Steel Two-Way Latch
- Magna Latch

RAISED FLOORING:

- Plastisol Coated Steel-Core
 - Blue
 - Orange
 - Beige
- Fiberglass Composite

TOP COVERS:

- Welded Wire Top Covers
- Chain Link Top Covers
- Poly-mesh Top Covers

OTHER ACCESSORIES:

- Bone Shaped Weight Assist Handle
- Cardholders
- Decorative Gate Tops
 - Arched Tops
 - Dog Silhouettes
- Feeders
- Nelson® Automatic Waterer
- Cleaning Products
 - Kennel Clean
 - Kennel Shine





NOTE: For ordering information or to ask about part number items shown above, contact us at 1.844.856.1236, Leesburg location.

[Back to Contents](#)

Feline Housing

Reduce feline fear and anxiety by providing spaces where cats can explore, rest and hide. Our innovative cat solutions are durable, easy-to-clean and thoughtfully designed for the unique needs of feline companions.



Anatomy of a Cat Condo

Additional vertical bars protect curious paws.

Self-cleaning pass through slide.

Lockable quiet closing latch.

Large litter area allows proper elimination posturing.

Injection-molded, fiberglass-reinforced nylon thermoplastic polymer hinge stands up to years of use.

Optional storage. Choose either door or drawers. Standard sizes are 24", 30", 36", 48"W.

Optional vents in back support air flow.


Optional Viewing Dome.

Middle polycarbonate band at eye level gives the feline an unobstructed view. Durable Stainless steel grill at top and bottom supports air flow.

Four door choices. (different costs)

Diagonal vents are easy-to-clean.

Durable polycarbonate door is stylish for the practice and gives felines a great view.



Cat Condo and Suite Assemblies



3½' Wide Cat Suite, Option A

2- 24"W x 30"H Tri-Door Main Units
2- 18"W x 30"H Litters, includes pass throughs

929.0038.10	Standard	\$5,571.00
929.0038.11	Mobile	\$5,943.00
929.0038.12	Stationary	\$6,106.00

3½' Wide Cat Suite, Option B


2- 24"W x 30"H Tri-Door Main Units
2- 18"W x 30"H Litters, includes pass throughs

929.0038.13	Standard	\$5,571.00
929.0038.14	Mobile	\$5,943.00
929.0038.15	Stationary	\$6,106.00

4' Wide Cat Suite, Option A

2- 30"W x 30"H Tri-Door Main Units
2- 18"W x 30"H Litters, includes pass throughs

929.0039.10	Standard	\$6,027.00
929.0039.11	Mobile	\$6,436.00
929.0039.12	Stationary	\$6,616.00



4' Wide Cat Suite, Option B

2- 30"W x 30"H Tri-Door Main Units
2- 18"W x 30"H Litters, includes pass throughs

929.0039.13	Standard	\$6,027.00
929.0039.14	Mobile	\$6,436.00
929.0039.15	Stationary	\$6,616.00

4' Wide Cat Condos

4- 24"W x 30"H Tri-Door Main Units, includes pass throughs

929.0040.10	Standard	\$5,677.00
929.0040.11	Mobile	\$6,099.00
929.0040.12	Stationary	\$6,263.00

5' Wide Cat Condos

4- 30"W x 30"H Tri-Door Main Units, includes pass throughs

929.0050.10	Standard	\$6,555.00
929.0050.11	Mobile	\$7,165.00
929.0050.12	Stationary	\$7,342.00



6' Wide Cat Condos

6- 24" W x 30" H Tri-Door Main Units, includes pass throughs

929.0060.10	Standard	\$8,549.00
929.0060.11	Mobile	\$9,168.00
929.0060.12	Stationary	\$9,342.00



7' Wide Cat Suites

4- 24" W x 30" H Tri-Door Main Units 4-18" W x 30" H Litters, includes pass throughs

929.0070.10	Standard	\$11,192.00
929.0070.11	Mobile	\$11,931.00
929.0070.12	Stationary	\$12,255.00



7 1/2' Wide Cat Condos

6- 30" W x 30" H Tri-Door Main Units, includes pass throughs

929.0075.10	Standard	\$9,851.00
929.0075.11	Mobile	\$10,757.00
929.0075.12	Stationary	\$11,073.00



8' Wide Cat Suites

4- 30" W x 30" H Tri-Door Main Units 4-18" W x 30" H Litters, includes pass throughs

929.0080.10	Standard	\$12,038.00
929.0080.11	Mobile	\$12,874.00
929.0080.12	Stationary	\$13,212.00



8' Wide Cat Condos

8- 24" W x 30" H Main Units, includes pass throughs

929.0088.10	Standard	\$11,422.00
929.0088.11	Mobile	\$12,255.00
929.0088.12	Stationary	\$12,593.00



10' Wide Cat Condos

8- 30" W x 30" H Tri-Door Main Units, includes pass throughs

929.0110.10	Standard	\$13,147.00
929.0110.11	Mobile	\$14,368.00
929.0010.12	Stationary	\$14,715.00

10½' Wide Cat Suites

6- 24"W x 30"H Tri-Door Main Units 6-18"W x 30"H Litters, includes pass throughs

929.0115.10	Standard	\$16,838.00
929.0015.11	Mobile	\$18,058.00
929.0015.12	Stationary	\$18,407.00



12' Wide Cat Suites

6- 30"W x 30"H Tri-Door Main Units 6-18"W x 30"H Litters, includes pass throughs


929.0120.10	Standard	\$18,110.00
929.0120.11	Mobile	\$19,350.00
929.0120.12	Stationary	\$19,701.00



Edge Banding Color Options

Add a pop of color to your condos with polyethylene edge banding. It is available in four different colors, and you must place the band color with your order.

Edge Banding Colors:



Ventilation Options

Shor-Line provides both a passive and an active ventilation system for the Feline Comfort Suite.

You must order vents to be cut when you order the housing.


Passive Ventilation

Two 3¾" diameter vents in the main area and one in the litter area allow air to flow through the unit. We place them high to capture flow through all our door styles. Cost is per vent.



Active Ventilation

An active ventilation system provides optimum air flow and circulation. This system attaches to your air system duct through a standard 4" diameter opening. The angled air registration column on the top unit fits snugly in the corner and in the top corner of the bottom unit (see picture), optimizing living space. A cover attaches magnetically, allowing you to easily remove it through the cage for cleaning, and the sturdy cover protects the column from feline mischief. The 4" diameter vents adjust with a screwdriver. Cost is per top or bottom unit.



Specialty Cat Housing

Cat Play and Sleep

Create a playful, colorful environment for your feline friends with a large play area attached to four lounging quarters with feeding and sleeping space and attached litter area. Provides exercise without having to move the cats!

- Large center play area has two horizontal lookout shelves (24"W x 60"H with L-shaped benches).
- Spacious sleeping areas have attached litter/bedroom areas with pass throughs you can open or close from the outside.
- Choose between a tri-door or polycarbonate door for the main living area. (Photo shows both options.)
- Optional color accents available through edge band colors shown on page 84.
- Total height as shown: 72"H, or 77"H with caster base.
- The unit is available with or without storage. The with storage picture, below, shows the unit with five 24"W drawers; but doors are also available.
- 4 - 30"W x 30"H main units each with attached 18"W litters; 5 - 24"W drawers. All areas are 28¾"D. Play area is 24"W x 60"H.



Cat Play and Sleep no storage



Cat Play and Sleep with optional storage

Cat Condos-Raintree™

Raintree™ Cat Condos are beautiful, durable, high-quality furniture pieces with amenities to pamper finicky felines.

Designed specifically for feline boarding needs, standard features include a built-in feeding/watering ledge, a resting shelf and a privacy area for litter. The Raintree™ Cat Condo is the ultimate in comfort and functional design.

Each condo consists of a top and bottom unit with coated wire mesh doors for healthy air circulation, or optional tempered glass doors and internal air ducts. Each module is 84" tall, 24" wide and 24" deep. Stainless steel hinges with a soft close feature help decrease stress and anxiety by eliminating slamming doors that can startle and scare cats.



10010733-337	Cat Condo, Quad-unit w/litter, Wire Doors, White	\$8,709.00
10010734-337	Cat Condo Quad-unit w/litter, Glass Doors, White	\$9,446.00
10010733-888	Cat Condo Quad-unit w/litter, Wire Doors, Mahogany Impressions	\$9,497.00
10010734-888	Cat Condo Quad-unit w/litter, Glass Doors, Mahogany Impressions	\$10,235.00
10010733-890	Cat Condo Quad-unit w/litter, Wire Doors, Napa Cherry	\$9,497.00
10010734-890	Cat Condo Quad-unit w/litter, Glass Doors, Napa Cherry	\$10,235.00
10010733-889	Cat Condo Quad-unit w/litter, Wire Doors, Swiss Pear	\$9,497.00
10010734-889	Cat Condo Quad-unit w/litter, Glass Doors, Swiss Pear	\$10,235.00
10010733-760	Cat Condo, Quad-unit w/litter, wire doors, Skyline Walnut	\$9,497.00
10010734-760	Cat Condo, Quad-unit w/litter, glass doors, Skyline Walnut	\$10,235.00





NOTE: For ordering information or to ask about part number items shown above, contact us at 1.844.856.1236, Leesburg location.

[Back to Contents](#)

Cat Towers

Maximize space with customized high-rise living for cats.

Towers feature larger, multi-level areas of space that allow cats to explore, play or rest as they need. The vertical, high-rise footprint is ideal for maximizing space within your facility while economizing floor space.

Units are modular, customizable and available in a variety of non-organic materials that enable you to create an enriching and attractive environment for your feline friends.

Optional portals can be added, as well as designated feeding and litter areas. Cat Towers can also be configured using Raintree™ Cat Condos as the main living areas and Cat Towers as supplemental play spaces. The possibilities are unlimited when creating spaces for happier, more relaxed cat residents.

CONFIGURABLE OPTIONS

Panels: Stainless Steel, Wilsonart®, FRP Panels

Finishes: Stainless Steel, Tempered Glass,

Accessories: Shelves/Ledges, Portals, Bowl Systems



Custom Cat Runs

Cats will enjoy multiple levels of climbing ladders and perching shelves for exercise, rest and play.

Custom Cat Runs deliver the greatest amount of design flexibility for your facility—units are available in two heights, 76" and 88".

Available with durable FRP, stainless steel or Wilsonart® side materials, Cat Runs feature Midmark's patented stainless steel two-way latch system and can be configured with a variety of gate styles, and with or without cat doors.

Enjoy the flexibility of creating an attractive cat space suitable for your facility and your feline friends.

CONFIGURABLE OPTIONS

Panels: Stainless Steel, Wilsonart, FRP Panels

Finishes: Stainless Steel, Tempered Glass, Stainless Steel Slide Gates

Accessories: Shelves/Ledges, Portals, Bowl Systems

NOTE: Shelves and ledges have a max width of 60"



Play-Around™ Cat Kennel

Need a bigger place for cats to play? The Play-Around lets cats climb, jump and play while safely enclosed.

The kennel is exceptionally durable, yet its color and tempered glass let you showcase the frolicking felines, making the unit as good for your facility as it is for the cats.

- Sturdy Stainless steel or galvanized steel frame with 1"-square welded tubing.
- 16-gauge single pin latch (can be locked).
- Two lower resting lounges and one large upper lookout perch.
- 49"W x 86½"H x 48"D. (Height includes caster base)

Lower Lounges 12"W x 24"D

Lookout Perch 26"W x 12"D



Luxury Cat Condos

Based on guidelines from the Association of Shelter Veterinarians (ASV), Luxury Cat Condos are ideal for animal shelters.

Luxury Cat Condos are attractive and quiet, contributing to less stress and anxiety for cats. Incorporating best-practice recommendations from the ASV, condos offer separate areas for sleep, exercise and litter, enabling cats to explore, retreat and rest as they'd like. All of which help reduce stress for cats, which has been shown to improve adoption rates for shelter animals.

Luxury Cat Condos feature perching shelves; easy-close portal doors that eliminate the jarring door-slam; and wire-grid fronts that increase airflow while making it easier to interact with the cats.

Units are available in 3' and 4' widths, and single or double-stack configurations. Each comes standard with swivel-type casters for easy movement. You can also choose from a variety of non-organic materials, and door, window and portal styles.

CONFIGURABLE OPTIONS

Finishes: Skyline Walnut, Mahogany Impressions, Napa Cherry, Swiss Pear

Accessories: Glass Fronts, Wire Fronts, Glass Backs, Vertical/Horizontal Portals, Keyed Latches



GLASS FRONT OPTION

Luxury Cat Condos can be ordered with glass fronts for a much healthier and more secure way to house cats. The glass is offset 1/8" and hangs over the door, allowing air to circulate under and into the cat's living space and keeping debris and disease from traveling to other units.



Cabinetry, Carts + Workstations

Meet the continually changing needs of your veterinary clinic with configurable cabinetry, mobile carts and workstations that help ensure supplies are available where and when you need them. By utilizing versatile equipment, you can maximize your space and optimize workflow, which all adds up to better patient care.



Synthesis[®] Cabinetry

The Blend of Beauty, Function and Design

Remodeling or building a new space can be overwhelming. That's where we come in. Synthesis[®] Cabinetry is designed to be easily configured to meet the needs of your unique space today and into the future. Let our in-house design team bring our inspired aesthetics, clinical designs and dependable Midmark quality together to help you create the clinical space of your dreams.



Initial Design Creation

Our in-house design team is skilled in creating efficient, effective veterinary workspaces.

Visit midmark.com/designcenter to start designing today!

Design Refinement


Our expert design team can create 3D virtual renderings of your dream space so you can see your options in living color.



Ordering and After-Sale Support

We'll see every detail through to ensure a positive experience from start to finish.


Contact Cabinetry Project Coordinators at **1.844.856.1236**.



Synthesis® Cabinetry is designed to withstand the rigors of animal healthcare environments.

- Two lines of cabinetry available including traditional base and upper cabinets as well as wall-hung base and tall cabinets in numerous configurations to fit your animal care facility needs
- Gravity-fed, angled flow shelving to improve visibility and access to supplies
- Seamless polystyrene drawers with rounded corners and one-piece construction allow drawers to contain spills and easily be cleaned
- Steel frame construction delivers long life and consistent door and drawer performance, while the flexible shell design allows configuration changes as needed
- Soft-close hinges and slides help maintain a quiet environment, supporting patient comfort
- Durable, adjustable 110-degree steel hinges give a distinct, clean look to the cabinetry
- Adjustable, self-cleaning ball bearing slides allow the drawers to slide in and out smoothly every time
- Optional surfaces and EPA-registered antimicrobial pulls and countertops help complement your current asepsis procedures
- Seamless thermofoil panels resist the spill damage, chemical degradation and delamination that often occur in common millwork products.

Contact Cabinetry Project Coordinators at **1.844.856.1236**.



Synthesis® Wall-Hung Cabinetry

Midmark is building on a solid foundation of Synthesis Cabinetry and proud to offer a line of wall-hung base and tall cabinets. Built with all the principles of Synthesis Cabinetry in mind, this cabinetry further enhances how you store and access the supplies you need.

ENHANCED ERGONOMICS

Improved reach and visibility take the strain out of accessing necessary supplies.

GREATER VISIBILITY

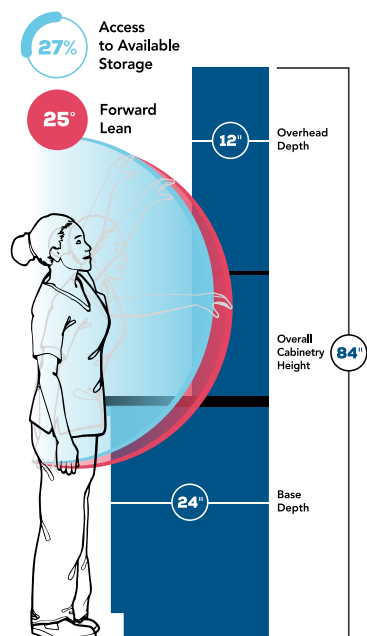
Sufficient visibility into storage areas, standardization of supplies through organization and elimination of wasted storage space.

IMPROVED CLEANABILITY

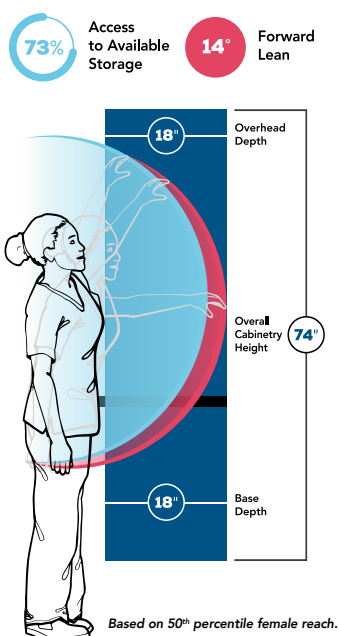
Easier wall-to-wall cleanability and infection prevention in high traffic areas.



Standard Cabinet Configuration



Tall Wall-Hanging Cabinet Configuration



■ Standing Straight

■ Leaning Forward

■ Beyond Reach



Supply Bins + Flow Shelves

Midmark Supply Bins and Flow Shelves fit seamlessly into Synthesis Cabinetry to ensure your supplies are easy to see and access.

Stackable Supply Bins keep your most-used items organized and within easy reach, streamlining efficiency during patient exams or procedures. Gravity-fed angled Flow Shelves provide better visibility and accessibility to supplies, even items stored at the back of the cabinet. Synthesis Cabinetry accommodates Flow Shelves and Supply Bins. Your current Synthesis cabinetry could be outfitted. Please contact your Midmark Territory Portfolio Manager to discuss. Custom-configured options are also available to meet your storage needs.

002-10708-00	Midmark Supply Bins 6" x 6" (8 Count)	\$143.00
002-10709-00	Midmark Supply Bins 3" x 12" (4 Count)	\$86.00
002-10710-00	Midmark Supply Bins 6" x 12" (4 Count)	\$109.00
002-10711-00	Midmark Supply Bins 12" x 12" (2 Count)	\$81.00
002-10712-00	Midmark Supply Bin Lids 6" x 6" (8 Count)	\$114.00
002-10713-00	Midmark Supply Bin Lids 3" x 12" (4 Count)	\$71.00
002-10714-00	Midmark Supply Bin Lids 6" x 12" (4 Count)	\$76.00
002-10715-00	Midmark Supply Bin Lids 12" x 12" (2 Count)	\$53.00
002-10716-00	Midmark Supply Bin Dividers 6" (4 Count)	\$36.00
002-10717-00	Midmark Supply Bin Dividers 12" (4 Count)	\$40.00



6" x 6"



3" x 12"



6" x 12"



12" x 12"



NOTE: For ordering information or to ask about part number items shown above, contact us at **1.844.856.1236 Versailles location.**

[Back to Contents](#)

Veterinary Treatment Chase

Our space-saving chase designs allow you to have the equipment you need, where you need it, without sacrificing floor space. Maximize the open floor space in your treatment area with a treatment chase to help create the most efficient, effective space possible.

- The treatment chase units are pre-configured to arrive at your hospital ready for installation
- Wall mount light plates bolt securely to the chase unit so your procedure light can be positioned where you need it with no sag or drift
- Plumbing and electrical lines are neatly concealed within the chase
- A pentagonal configuration is also available that has convenient 4" access panels





PENTAGONAL CHASE CONFIGURATION

Ideal configuration for a more limited treatment space. Features 4" access panels



Access Panel

Synthesis® Color + Style Options

Put your unique signature on your space, whether it is in one hospital or standardization across many animal care facilities.

HANDLE STYLES



PANEL STYLES



*EPA Registration Numbers 85353-2 and 087753-CT-001

**Cabinetry available in Pebble Grey or Pebble Grey PVC Free only. Renew handle insert color can be customized.

Cabinet Finishes

Thermofoil



Dune-794

Flax-795

Nest-796

Path-798

Brazilwood-847

Hewn-797

Radiance-800

Acorn-459

Henna-803

Sediment-799

Earth-487

Timber-801

Storm-802

Earthen Bronze (metallic)-806

Venus Silver (metallic)-804

Flat Iron (metallic)-807

Pearl Essence (metallic)-805

Fawn-490


Whisper-649

Pebble Grey-216 (PVC Free-793)

Frost-791 (PVC Free -931)

Countertops

Corian® Solid Surface



- Sparkling White-902
- Antarctica-461
- Arrowroot-718
- Silver Birch-638
- Domino Terrazzo-900
- Lava Rock-499
- Deep Night Sky-935
- Pearl Gray-616
- Neutral Aggregate-901
- Dove-486
- Ash Aggregate-898
- Juniper-692
- Weathered Concrete-903
- Linen-324
- Clam Shell-480
- Sandstone-294
- Hazelnut-719
- Willow-410
- Canyon-246

Countertops

Wilsonart® and Formica® Laminate


















- Frosty White—678
- Paloma Polar—905
- Drama Marble—908
- Neo Cloud—907
- Argento Romano—904
- Elemental Concrete—906
- Praline Antico—911
- Ebony Fusion—456
- Smoky Topaz—445
- Oiled Soapstone—910
- Polished Concrete—909
- Kalahari Topaz—443
- Concrete Stone—362
- Natural Canvas—712
- Brazilian Brown Granite—710
- Milano Quartz—453
- Butterum Granite—714
- Jamocho Granite—715
- Labrador Granite—708

The color swatches shown are the best representation of the original material. Actual colors may vary slightly. In order to confirm your color selection, we strongly recommend that you contact Midmark Customer Experience at 1.844.856.1236 to request a sample before placing an order.

Laminate colors listed in the color options guide are Formica® or Wilsonart®, the solid surface countertops are Corian®. Wilsonart is a registered trademark of Premark RWP Holdings, Inc. Formica is a registered trademark of The Diller Corporation. Corian Solid Surface are registered trademarks of E. I. du Pont de Nemours and Company.

Renew Handle

Insert Colors

	Pebble Grey-216
	Arctic-244
	Shadow-232
	Fossil Grey-238
	Terra Cotta/Canyon-246
	Clay-234
	Tea Green/Olivine-237
	Silver Sage/Spruce-242
	Moss-230
	Cashmere Blue/Sky-239
	Dusty Blue-233
	Blueberry/Pacific Blue-235
	Navy-231
	Perfect Plum-229
	Black/Raven Wing-312

Synthesis® Mobile Carts

Mobile treatment carts have all of the same safe, efficient features as our cabinetry with the ability to move them where you need them.

MOBILE TREATMENT CART M2

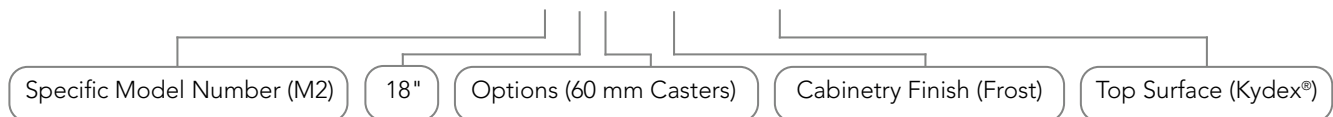
- 27" W x 18" D x 33" H (2) 4" Drawers and (2) Doors
- Serenity panel style with flare handles
- Shipping Weight: 155 lb



Step 1: Configuration		List Price
M2		
Step 2: Depth		
1	18" Deep	\$1,947.00
Step 3: Option Package		
A	60 mm Casters	\$0
B	4" Quiet Casters	\$69.00
C	60 mm Casters and Keyed Locks	\$173.00
D	4" Quiet Casters and Keyed Locks	\$243.00
Step 4: Cabinetry Finish*		
XXX	Solid Color Cabinet Finish (Excludes PVC-Free)	\$0
XXX	Woodgrain, Metallic and PVC-free Cabinet Finish	\$228.00
Step 5: Countertop Type		
KCN	Kydex® Contour Top	\$0
SEB	Soft Edge Bumper Top	\$465.00
Configuration Example: M21A.791.KCN		\$1,947.00

Color-Specific Part Number Explanation:

M21A.791.KCN



See color chart on pages 101-102 for available cabinetry finish options.

MOBILE TREATMENT CART M4

- 27" W x 18" D x 33" H (3) 4" Drawers and (1) 8" Drawer
- Serenity panel style with flare handles
- Shipping Weight: 152 lb



Step 1: Configuration		List Price
M4		
Step 2: Depth		
1	18" Deep	\$2,234.00
Step 3: Option Package		
A	60 mm Casters	\$0
B	4" Quiet Casters	\$69.00
C	60 mm Casters and Keyed Locks	\$173.00
D	4" Quiet Casters and Keyed Locks	\$243.00
Step 4: Cabinetry Finish*		
XXX	Solid Color Cabinet Finish (Excludes PVC-Free)	\$0
XXX	Woodgrain, Metallic and PVC-free Cabinet Finish	\$228.00
Step 5: Countertop Type		
KCN	Kydex® Contour Top	\$0
SEB	Soft Edge Bumper Top	\$465.00
SEH	Soft Edge Handle Top (29"W)	\$601.00
Configuration Example: M41A.791.SEB		\$2,699.00

MOBILE TREATMENT CART M5

- 27" W x 18" D x 33" H (5) 4" Drawers
- Serenity panel style with flare handles
- Shipping Weight: 159 lb



Step 1: Configuration		List Price
M5		
Step 2: Depth		
1	18" Deep	\$2,502.00
Step 3: Option Package		
A	60 mm Casters	\$0
B	4" Quiet Casters	\$69.00
C	60 mm Casters and Keyed Locks	\$173.00
D	4" Quiet Casters and Keyed Locks	\$243.00
Step 4: Cabinetry Finish*		
XXX	Solid Color Cabinet Finish (Excludes PVC-Free)	\$0
XXX	Woodgrain, Metallic and PVC-free Cabinet Finish	\$228.00
Step 5: Countertop Type		
KCN	Kydex® Contour Top	\$0
SEB	Soft Edge Bumper Top	\$465.00
SEH	Soft Edge Handle Top (29"W)	\$601.00
Configuration Example: M51A.791.SEB		\$2,961.00

See color chart on pages 101-102 for available cabinetry finish options.

Synthesis® Procedure Carts

Ensure resources are ready when and where you need them with Synthesis Procedure Carts. This 42-inch standing-height cart is designed to be a shared mobile resource that can be used across your veterinary clinic, providing 30% more storage than the average treatment cart.

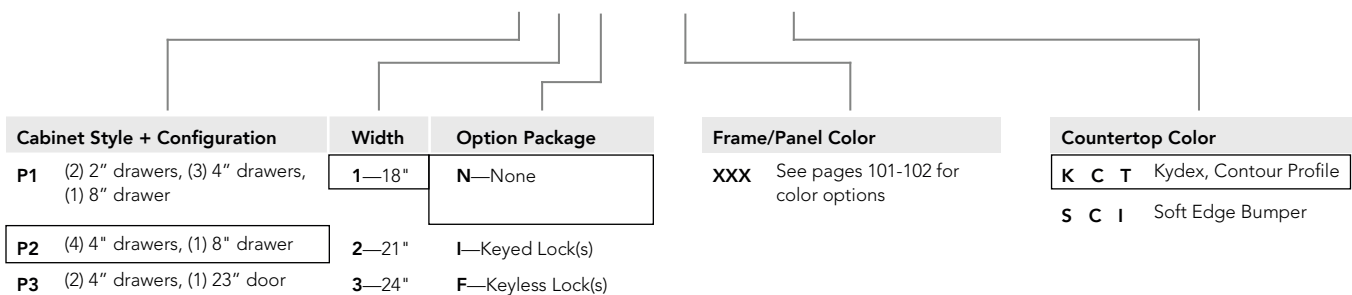
- Agility to make any space a direct point of care
- Flexibility to be shared across multiple rooms, including dental, surgery suites and treatment areas
- Multiple configurations: P1, P2 and P3
- Resting elbow height of 43.5" for preferred workspace ergonomics
- 4" casters for superior stability and mobility
- Enhanced anti-tip drawer feature to help prevent accidental tipping
- Aesthetically pleasing design to match any Midmark Synthesis Cabinetry
- Slide-out worksurface perfect for any electronic device for X-ray reference or electronic charting

Accessories:

- Transit Handle
- Side Accessory Rails
- Above-Surface Rails
- Sani-Wipes Holder
- Single- or Three-Box Glove Holders
- Waste Holder
- Sharps Container and Holder
- 6" x 6" Storage Bin



Color-Specific Part Number Explanation: P21N.XXX.KCT



P1 PROCEDURE CART

- Cascade panel style with arc handles
- 43" H x 18" D and available in 18", 21" and 24" W
- Cascade panel style with arc handles
- Drawer configuration:
 - Two 2" drawers
 - Three 4" drawers
 - One 8" drawer



Shown in 24" width

Above Procedure Cart shown in Storm (802).

See color chart on pages 101-102 for available cabinetry finish options.

List Price

Step 1: Configuration

P1	(2) 2" drawers, (3) 4" drawers, (1) 8" drawer Slide-out Worksurface, 4" Casters, Base Bumper	
----	-------------------------------------------------------------------------------------------------	--

Step 2. Width

1	18" wide	\$2,909.00
2	21" wide	\$3,005.00
3	24" wide	\$3,142.00

Step 3. Options

N	None	\$0
E	Keyed Lock	\$201.00
F	Keyless Lock	\$494.00

Step 4. Cabinetry Finish*

XXX	Solid Color Cabinet Finish (Excludes PVC-Free)	\$0
XXX	Woodgrain, Metallic and PVC-free Cabinet Finish	\$287.00

Step 5. Countertop Type

KCT	Kydex® Contour Top	\$0
SCT	Soft-Edge Contour Top	\$224.00

Step 6. Accessories

LHHE, RHHE, LHUA, LHDA, RHUA, RHDA and RPCK are PLANT INSTALLED ONLY.

Plant Installed:

LHHE	—	Side Transport Handle, LH mount	\$226.00
RHHE	—	Side Transport Handle, RH mount	\$226.00
LHUA	—	Side Accessory Rail, LH mount- upper only	\$36.00
LHDA	—	Side Accessory Rail, LH mount-dual	\$70.00
RHUA	—	Side Accessory Rail, RH mount- upper only	\$36.00
RHDA	—	Side Accessory Rail, RH mount-dual	\$70.00
RBCK	—	Top Accessory Rack	\$249.00

These accessories below require one or more of LHUA, LHDA, RHUA, RHDA or RBCK to hold them.

Field Installed:

SBL	9A688001	Storage Bins/Hinged Lid	\$33.00
MWC	9A689001	Waste Can w/Hanging Bracket	\$110.00
SWH	9A690001	Sani-Wipe Holder	\$43.00
MSC	9A691001	Sharps Cabinet w/Hanging Bracket	\$120.00
SGH	9A692001	Single Glove Box Holder	\$62.00
TGH	9A693001	Three Glove Box Holder	\$78.00

P2 PROCEDURE CART

- Cascade panel style with arc handles
- 43" H x 18" D and available in 18", 21" and 24" W
- Cascade panel style with arc handles
- Drawer configuration:
 - Four 4" drawers
 - One 8" drawer



Shown in 24" width

Above Procedure Cart shown in Frost (791).

See color chart on pages 101-102 for available cabinetry finish options.

List Price

Step 1: Configuration

P2	(4) 4" drawers, (1) 8" drawer Slide-out Worksurface, 4" Casters, Base Bumper	
----	---------------------------------------------------------------------------------	--

Step 2. Width

1	18" wide	\$2,726.00
2	21" wide	\$2,843.00
3	24" wide	\$2,963.00

Step 3. Options

N	None	\$0
E	Keyed Lock	\$201.00
F	Keyless Lock	\$494.00

Step 4. Cabinetry Finish*

XXX	Solid Color Cabinet Finish (Excludes PVC-Free)	\$0
XXX	Woodgrain, Metallic and PVC-free Cabinet Finish	\$287.00

Step 5. Countertop Type

KCT	Kydex® Contour Top	\$0
SCT	Soft-Edge Contour Top	\$224.00

Step 6. Accessories

FLHHE, RHHE, LHUA, LHDA, RHUA, RHDA and RPCK are PLANT INSTALLED ONLY.

Plant Installed:

LHHE	—	Side Transport Handle, LH mount	\$226.00
RHHE	—	Side Transport Handle, RH mount	\$226.00
LHUA	—	Side Accessory Rail, LH mount- upper only	\$36.00
LHDA	—	Side Accessory Rail, LH mount-dual	\$70.00
RHUA	—	Side Accessory Rail, RH mount- upper only	\$70.00
RHDA	—	Side Accessory Rail, RH mount-dual	\$80.00
RBCK	—	Top Accessory Rack	\$249.00

These accessories below require one or more of LHUA, LHDA, RHUA, RHDA or RBCK to hold them.

Field Installed:

SBL	9A688001	Storage Bins/Hinged Lid	\$33.00
MWC	9A689001	Waste Can w/Hanging Bracket	\$110.00
SWH	9A690001	Sani-Wipe Holder	\$43.00
MSC	9A691001	Sharps Cabinet w/Hanging Bracket	\$120.00
SGH	9A692001	Single Glove Box Holder	\$62.00
TGH	9A693001	Three Glove Box Holder	\$78.00

P3 PROCEDURE CART

- Cascade panel style with arc handles
- 43" H x 18" D and available in 18", 21" and 24" W
- Cascade panel style with arc handles
- Drawer configuration:
 - Two 4" drawers
 - One 23" door with adjustable shelf



Above Procedure Cart shown in Storm (802).

See color chart on pages 101-102 for available cabinetry finish options.

List Price

Step 1: Configuration

P3	(2) 4" drawers, (1) 23" door w/1 adjustable shelf Slide-out Worksurface, 4" Casters, Base Bumper	
----	-----------------------------------------------------------------------------------------------------	--

Step 2. Width

1	18" wide	\$2,133.00
2	21" wide	\$2,176.00
3	24" wide	\$2,288.00

Step 3. Options

N	None	\$0
E	Keyed Lock	\$278.00
F	Keyless Lock	\$866.00

Step 4. Cabinetry Finish*

XXX	Solid Color Cabinet Finish (Excludes PVC-Free)	\$0
XXX	Woodgrain, Metallic and PVC-free Cabinet Finish	\$287.00

Step 5. Countertop Type

KCT	Kydex® Contour Top	\$0
SCT	Soft-Edge Contour Top	\$224.00

Step 6. Accessories

LHHE, RHHE, LHUA, LHDA, RHUA, RHDA and RBCK are PLANT INSTALLED ONLY.

Plant Installed:

LHHE	—	Side Transport Handle, LH mount	\$226.00
RHHE	—	Side Transport Handle, RH mount	\$226.00
LHUA	—	Side Accessory Rail, LH mount- upper only	\$36.00
LHDA	—	Side Accessory Rail, LH mount-dual	\$70.00
RHUA	—	Side Accessory Rail, RH mount- upper only	\$36.00
RHDA	—	Side Accessory Rail, RH mount-dual	\$70.00
RBCK	—	Top Accessory Rack	\$249.00

These accessories below require one or more of LHUA, LHDA, RHUA, RHDA or RBCK to hold them.

Field Installed:

SBL	9A688001	Storage Bins/Hinged Lid	\$33.00
MWC	9A689001	Waste Can w/Hanging Bracket	\$110.00
SWH	9A690001	Sani-Wipe Holder	\$43.00
MSC	9A691001	Sharps Cabinet w/Hanging Bracket	\$120.00
SGH	9A692001	Single Glove Box Holder	\$62.00
TGH	9A693001	Three Glove Box Holder	\$78.00

Mobile Workstations

Choose from numerous configurations that help you comfortably position your system while keeping your focus and eye contact on your patients and clients.

- 26 inches of adjustment allows for a wide range of ergonomically correct positioning whether seated or standing
- 4-inch caster base enables easy maneuverability
- 180 degrees of rotation helps maintain eye contact with your patients

6212 FLAT PANEL PC WORKSTATION

- Flat panel arm with 100 mm to 75 mm standard mounting locations
- Height adjustment from 23" to 49" from the floor
- 26" W x 23" D worksurface
- Weight capacity: 30 lb

6212-001-XXX 6212 Flat Panel PC Workstation \$2,024.00

6212 ACCESSORIES

Plant Install	Field Install		
AIOM	n/a	All-In-One Monitor (Weight Reference)	
BCHD	9A664001	Bar Code Holder VESA Mount	\$89.00
BCHL	9A659001	Bar Code Holder-LH	\$53.00
BCHR	9A659001	Bar Code Holder-RH	\$53.00
BPCH	9A658001	Blood Pressure Cuff Holder	\$109.00
CPUB	9A663001	CPU Holder-Back	\$348.00
CPUF	9A663001	CPU Holder-Front	\$348.00
CCWT	9A657001	Counterweights	\$169.00
DBCM	9A653001	Double Column Basket	\$150.00
DWLW	9A647001	Drawer w/Lock-Work Surf Mnt	\$511.00
DWNW	9A646001	Drawer-Work Surf Mnt	\$209.00
EPWS	9A651001	Equipment Pole	\$180.00
LPDH	9A662001	Laptop Display Holder	\$137.00
MPSF	9A648001	Mobile Printer Shelf	\$166.00
PMSL	9A655001	AC Power System w/Steel Cable Mgmt-LH	\$4,837.00
PMSR	9A655001	AC Power System w/Steel Cable Mgmt-RH	\$4,837.00
RBWS	9A650001	Rear Basket	\$102.00
SBCB	9A652001	Single Basket-Back	\$95.00
SBCF	9A652001	Single Basket-Front	\$95.00
SCML	9A668001	Coiled Power Cord with Steel Brkt-LH	\$141.00
SCMR	9A668001	Coiled Power Cord with Steel Brkt-RH	\$141.00
SHLH	9A654001	Scale Holder-LH	\$170.00
SHRH	9A654001	Scale Holder-RH	\$170.00
TBDH	9A661001	Tablet Display Holder	\$137.00
USCB	9A656001	Utility Shelf	\$266.00
VESA	9A660001	VESA Mount Plate	\$124.00
VIPL	9A649001	VOIP Work Surface-LH Mount	\$154.00
VIPR	9A649002	VOIP Work Surface-RH Mount	\$154.00



6212-001-802

See color chart on page 102 for available cabinetry finish options.

6215 COMPACT WORKSTATION

Ideal workstation for smaller, more compact clinics and staff who prefer using a laptop or tablet to chart or monitor patients.

- Three compact, simple designs
- Ample work surface for a mouse and laptop
- Rectangular: 21" D x 26" W
- Compact Rectangular: 17.5" D x 23.5" W
- Compact Kidney: 17" D x 25" W
- Weight limit: 10 lb

6215-001-XXX	6215 Rectangular Workstation	\$1,457.00
6215-002-XXX	6215 Compact Rectangular Workstation	\$1,457.00
6215-003-XXX	6215 Compact Kidney Workstation	\$1,457.00



6215-001-802
6215 Rectangular Workstation

6215 ACCESSORIES

Plant Install	Field Install		
AIOM	n/a	All-In-One Monitor (Weight Reference)	-
BCHL	9A659001	Bar Code Holder-LH**	\$53.00
BCHR	9A659001	Bar Code Holder-RH**	\$53.00
BPCH	9A658001	Blood Pressure Cuff Holder*	\$109.00
CPUB	9A663001	CPU Holder-Back**	\$348.00
CPUF	9A663001	CPU Holder-Front**	\$348.00
CCWT	9A657001	Counterweights**	\$163.00
DBCMB	9A653001	Double Column Basket**	\$150.00
DWLW	9A647001	Drawer w/Lock-Work Surf Mnt	\$511.00
DWNW	9A646001	Drawer-Work Surf Mnt	\$209.00
EPWS	9A651001	Equipment Pole*	\$180.00
MPSF	9A648001	Mobile Printer Shelf*	\$166.00
PMSL	9A655001	AC Power System w/Steel Cable Mgmt-LH*	\$4,837.00
PMSR	9A655001	AC Power System w/Steel Cable Mgmt-RH*	\$4,837.00
RBWS	9A650001	Rear Basket*	\$102.00
SBCB	9A652001	Single Basket-Back**	\$95.00
SBCF	9A652001	Single Basket-Front**	\$95.00
SCML	9A668001	Coiled Power Cord with Steel Brkt-LH**	\$141.00
SCMR	9A668001	Coiled Power Cord with Steel Brkt-RH**	\$141.00
SHLH	9A654001	Scale Holder-LH**	\$170.00
SHRH	9A654001	Scale Holder-RH**	\$170.00
USCB	9A656001	Utility Shelf**	\$266.00
VIPL	9A649001	VOIP Work Surface-LH Mount*	\$154.00
VIPR	9A649002	VOIP Work Surface-RH Mount*	\$154.00



6215-002-459
6215 Compact Rectangular Workstation



6215-003-459
6215 Compact Kidney Workstation

Wall-Mounted Workstation

6282 WORKSTATION

This stationary, adjustable-height work surface helps free floor space in your care area. Easy maneuverability allows care teams to comfortably position workstation without losing focus on patients and clients.

- Compact folding design
- Integrated cable management
- Large, single plane worksurface to accommodate a full-sized keyboard and mouse
- 22" height adjustment
- 25" W x 10" D x 2.1" H workstation tray
- Weight capacity: 5-20 lb

6282-001 6282 Workstation \$1,698.00

6282 ACCESSORIES

9A593001	Dual Monitor Arm	\$132.00
9A588001	20" Extension Arm	\$305.00
9A592001	VESA Mount Bar Code Holder	\$85.00
9A591001	Track Mount Barcode Holder	\$169.00
9A590001	Tamper Proof CPU Holder	\$443.00
9A589001	Adjustable CPU Holder	\$237.00



Dentistry Solutions

Offering your patients comprehensive dentistry services promotes overall patient health—and it's good for business. The Midmark portfolio of dental products, clinical training, benchmarking resources and design and workflow services helps you deliver an exceptional care experience.



Dental Delivery Systems

Midmark® Mobile Dental Delivery System

The next-generation Midmark Mobile Dental Delivery System is designed for greater efficiency at the point of care, with integrated features, tools and easy-to-read icons that streamline veterinary workflow.

Its compact design takes up less space than other leading mobile dental systems and can be easily stored under standard-height countertops. This complete solution includes everything you need to deliver comprehensive dental care to your patients.

- Large Tray Space
- Onboard Maintenance Checklist
- System Fits Under Standard Height Countertop (36")
- Storage Drawer on Unit
- Handpiece Bar-mounted Suction Accessory (field installed)
- LED Water-Level Indicator
- Water Bottles on Back of Unit
- Angled Control Panel for Easy Viewing
- Dental High-Speed LED Handpiece(s)
- Easy Access Air Exhaust Valve
- Foot Pedal + Cord Storage
- Integrated Handles Improve Maneuverability
- Market-leading Limited warranty: 5-year System Parts and 2-year Service (excludes handpieces)
- Made in the USA
- Compact Size: 17.4"W x 18.6"D x 33.8"H



Scan here for
Midmark 1000

WHAT'S INCLUDED

- Dental High-Speed LED Handpiece (swivel available)
- Low-Speed Handpiece
- LED Piezo Scaler
- Three-way Air-Water Syringe
- Bur Block
- Sample Pack of Burs
- Handpiece Conditioning Spray
- Prophy Angles
- Quick-Connect Water Bottles
- VistaTab™ Dental Waterline Cleaner Tablets (US only)
- Scaler Accessories
 - Autoclavable Storage Box
 - Scaler Tip Wear Guide
 - Tips (1S, 2, 10P)
 - Tip Wrenches

AH9000-001	Midmark Mobile Dental Delivery System, LED High-Speed Handpiece, Low-Speed Handpiece, LED Piezo Scaler and 3-way air-water syringe	\$11,602.00	AH9000-005	Midmark Mobile Dental Delivery System with LED High-Speed Handpiece, Low-Speed Handpiece, LED Piezo Scaler and 3-way-air-water syringe CANADA (ONLY)	\$11,602.00
AH9000-002	Midmark Mobile Dental Delivery System, LED High-Speed Swivel Handpiece, Low-Speed Handpiece, LED Piezo Scaler and 3-way air-water syringe	\$12,372.00	9A697001	Dental Suction Accessory (In-clinic installation required)	\$611.00
AH9000-003	Midmark Mobile Dental Delivery System, 2 LED High-Speed Swivel Handpieces, Low-Speed Handpiece, LED Piezo Scaler and 3-way air-water syringe	\$12,792.00	002-1814-00	Suction Tips, HVE, 25/kit	\$13.00
			002-1815-00	Suction Tips, Dental Aspirator, 25/kit	\$13.00

Midmark Dental High-Speed Handpieces

- Smooth, quiet operation at 360,000–400,000 rpms
- Swivel high-speed and low-speed option—and light weight for improved ergonomics
- Ergonomic, wide, no-slip grip
- Debris-shield™ bearing shield system minimizes entry of debris into bearing
- 4 port spray for better water coverage and cooling
- Ceramic bearings for lower maintenance, extended life, and quiet operation
- Fast cutting power
- Manufactured in the USA
- 1-Year limited warranty (90 days on chuck)



		Midmark Mobile Dental Delivery System (AH9000 Series)				Midmark 1000 Dental Delivery System (8000 Series)				
		Light Source: LED				Light Source: Halogen				
		-001	-002	-003	-004	-003	-008	-008s	-007s	
002-10548-00	Standard Head High-Speed Swivel Handpiece, Fiber Optic (Requires Coupler)	\$737.00	○	●	●	○	○	○	●	●
002-10768-00	LED 6-pin Swivel Coupler Only	\$400.00		●	●					
002-1995-00	Fiber Optic 5-hole Swivel Coupler Only	\$367.00	○			○	○	○	●	●
002-10547-00	Standard Head High-Speed Swivel Handpiece, Fiber Optic with 5-hole Coupler	\$1,137.00	○			○	○	○	●	●
002-10549-00	Standard Head High-Speed Non-Swivel Handpiece, Fiber Optic	\$659.00	●			●	●	●	○	○
002-1432-00	Handpiece Cleaner/Conditioner Each					\$41.00			●	Standard with Unit
002-10512-00	Head Cap and Turbine Cartridge Replacement, for Standard Head High-Speeds					\$293.00			○	Compatible
002-10511-00	Head Cap and Turbine Cartridge Replacement, for Small Head High-Speeds					\$293.00				

Midmark Dental Low-Speed Handpieces

- Ceramic bearings for lower maintenance, extended life and quiet operation
- Integrated swivel reduces hand fatigue
- Small and lightweight
- Smooth, quiet operation at 0-5,000 RPM
- Prophy heads slip in and out with easy locking mechanism
- Accepts all 3/32" burs and doriot heads
- Manufactured in the USA
- 1-year limited warranty



Midmark Low-Speed Swivel Handpiece 002-10748-00

002-10748-00 Low-Speed Swivel Prophy Handpiece

016-1605-00 Nose Cone, 1:1, for exotics and advanced procedures (Use with 002-1277-01)

002-1277-01 Low-Speed Handpiece Motor 0-20,000 RPM (Additional nose cone required: 016-1605-00)

002-1432-00 Midmark Handpiece Cleaner/Conditioner, Each

NOTE: For ordering information or to ask about part number items shown above, contact us at 1.844.856.1236 Versailles location.

Back to Contents

Dental Delivery Accessories

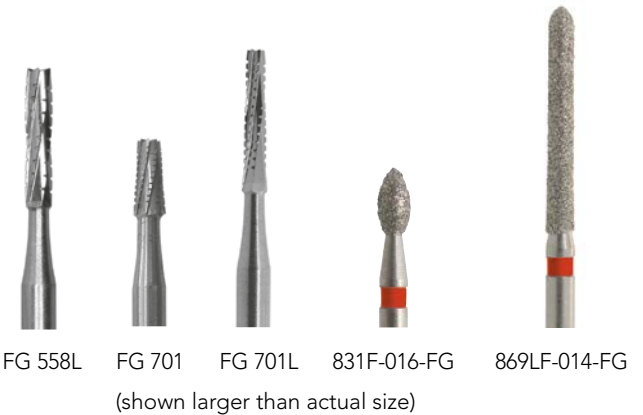
DENTAL BURS*

Meisinger™ tungsten carbide instruments provide excellent quality

- Functional precision tooling
- Above-average concentricity
- Made of high-density fine-grain metal
- Round burs are typically used for burring away bone
- Inverted cone is for undercutting and restoration
- Cross Cut burs are for sectioning teeth
- Diamond burs are for smoothing bone and enamel

***Explore all of the burs Midmark offers, visit midmarkserviceparts.com. All burs except autoclavable diamond burs should be disposed of after each use.**

016-1204-14	Carbide, Round, FG 1/4, 5/PK	\$12.00
016-1204-00	Carbide, Round, FG 2, 5/PK	\$12.00
016-1204-18	Carbide, Round, Surgical Length, FG 2, 5/PK	\$20.00
016-1204-01	Carbide, Round, FG 4, 5/PK	\$12.00
016-1204-02	Carbide, Round, FG 6, 5/PK	\$12.00
016-1204-03	Carbide, Taper Fissure Cross Cut, FG 701, 5/PK	\$12.00
016-1204-04	Carbide, Taper Fissure Cross Cut, FG 701L, 5/PK	\$12.00
016-1204-05	Carbide, Inverted Cone, FG 36, 5/PK	\$12.00
016-1204-06	Carbide, Straight Cross Cut Fissure, FG 558, 5/PK	\$12.00
016-1204-07	Carbide, Straight Cross Cut Fissure, FG 558L, 5/PK	\$12.00
016-1204-08	Diamond, Torpedo Extra Long, 869LF-014-FG, 1.4 mm, Fine Grit, 5/PK	\$61.00
016-1204-09	Diamond, Pointed Football, 831F-016-FG, 1.6 mm, Fine Grit, 5/PK	\$61.00
016-10107-00	Midmark Bur Block, 14-Hole, Magnetic	\$24.00



016-10107-00

RODENT DENTAL BUR KIT

002-1664-00	Rodent Dental Bur Kit for use with Midmark Low-Speed Handpiece (002-1277-01) and 1:1 nose cone (016-1605-00)	\$191.00
016-1204-10	Diamond disc, medium grit, #930D	\$38.00
016-1204-37	Diamond Bur, extra long 5/pk.	\$61.00
057-1353-00	Dental Guard, Disc	\$62.00
057-1354-00	Dental Guard, Bur	\$62.00



002-1664-00

CROSSTEX TWIST™ PROPHY ANGLES

The Crosstex twist™ is a unique, disposable prophy angle that moves in a 90° reciprocating, back-and-forth motion instead of a traditional spinning motion, which reduces hair and whiskers getting caught. This patented design eliminates the spatter of prophy paste, saliva, blood and other potentially infectious matter. It also eliminates frictional heat while maintaining continuous contact and pressure on the tooth surface.

002-1279-02	Crosstex TWIST prophy angles, 100/pk	\$222.00
-------------	--------------------------------------	----------



SATELEC® PIEZO HANDPIECES

- Linear vibration mimicks hand scaling
- Produces less heat to prevent enamel damage
- Thicker handpiece to help with hand fatigue
- Requires less water to cool tips
- LED option provides excellent lighting in hard to see areas
- Cruise control feature regulates scaling pressure to ensure patient safety



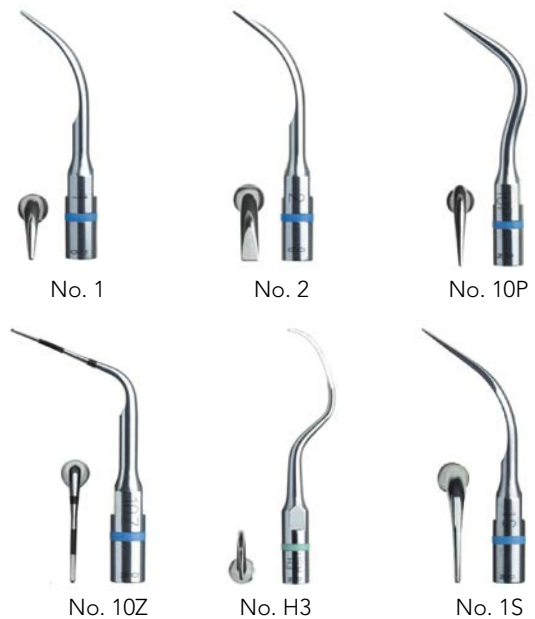
016-1218-00	Scaler Handpiece	\$1,204.00
016-1375-00	LED Scaler Handpiece	\$1,353.00

ACTEON SATELEC® SCALING TIPS*

Made from the best alloys, exclusive to Satelec®, using patented procedures.

- Corrosion resistant
- Autoclavable
- Calibration: each tip is individually tested and "tuned" using the latest in ultrasonic calibration techniques
- Spray Control System (SCS): more powerful cavitation, better spray control and perfectly-controlled vibration energy at the end of the instrument
- Color Coding System (CCS tips): inserts are color coded to show their recommended power range

016-1203-00	Universal, Tip No. 1	\$152.00
016-1203-03	Voluminous Calculus, Tip No. 2	\$152.00
016-1203-04	Shallow Pockets, Tip No. 10P	\$152.00
016-1203-01	Subgingival, Tip No. 10Z	\$183.00
016-1203-02	Periodontics, Micro Universal Curette, Tip No. H3	\$188.00
016-1203-13	Universal Scaling, Longer and Thinner, Tip No. 1S	\$179.00

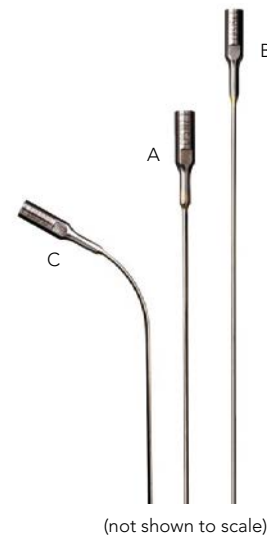


***For a complete listing of tips available for the Acteon Satelec® Scaler visit midmarkserviceparts.com.**

ACTEON UROLITHIASIS PROBES

Use ultrasonics to quickly and efficiently break up stones located in the urethra. Urolithiasis probes are compatible with the Satelec® ultrasonic scalers used in the Midmark dental delivery systems and are connected to the scaler handpiece in the same way as scaling tips.

016-1203-05	Dog probe, short (102 mm) (A)	\$147.00
016-1203-07	Dog probe, long (156 mm) (B)	\$147.00
016-1203-06	Cat probe (C)	\$147.00
002-1238-00	Kit, 3 Veterinary Urolithiasis Probes - Dog, short/Dog, long/Cat	\$377.00



Midmark Digital Dental Radiography Systems

Midmark Complete Digital Dental Radiography Systems

Combine the Midmark DC Generator with the Midmark Bite-Resistant DR Sensor or standard DR Sensor for an unmatched synergy of technology and efficiency.

- The sensor plugs directly into the X-ray unit arm protecting your investment.
- Provides a 0.4-mm focal spot for sharp, well-defined details that support easier identification of pathology with digital sensors.

MIDMARK COMPLETE IMAGING SYSTEM WITH BITE-RESISTANT DR SENSOR

DCVM-G0X/H/S4/L	Midmark Mobile Complete, Handswitch, Size #2 Bite-Resistant Sensor, Laptop, Tray	\$22,970.00
DCVM-G0X/H/S4	Midmark Mobile Complete, Handswitch, Size #2 Bite-Resistant Sensor	\$21,800.00
DCV5-G2X/H/S4	Midmark Complete, 56" 2 Stud, Handswitch, #2 Bite-Resistant Sensor	\$21,279.00
DCV6-G2X/H/S4	Midmark Complete, 66" 2 Stud, Handswitch, #2 Bite-Resistant Sensor	\$21,279.00
DCV7-G2X/H/S4	Midmark Complete, 76" 2 Stud, Handswitch, #2 Bite-Resistant Sensor	\$21,279.00
DCV8-G2X/H/S4	Midmark Complete, 82" 2 Stud, Handswitch, #2 Bite-Resistant Sensor	\$21,279.00



Complete with Bite-Resistant DR Sensor

MIDMARK COMPLETE IMAGING SYSTEMS WITH DR SENSOR

DCVM-G0X/H/S2/L	Midmark Complete Mobile, Handswitch, Size#2 DR Sensor, Laptop, Tray	\$20,469.00
DCVM-G0X/H/S2	Midmark Complete Mobile, Handswitch, Size#2 DR Sensor	\$19,300.00
DCV5-G2X/H/S2	Midmark Complete, 56", 2 Stud, Handswitch, Size#2 DR Sensor	\$18,710.00
DCV6-G2X/H/S2	Midmark Complete, 66", 2 Stud, Handswitch, Size#2 DR Sensor	\$18,710.00
DCV7-G2X/H/S2	Midmark Complete, 76", 2 Stud, Handswitch, Size#2 DR Sensor	\$18,710.00
DCV8-G2X/H/S2	Midmark Complete, 82", 2 Stud, Handswitch, Size#2 DR Sensor	\$18,825.00



Complete with DR Sensor

IMAGING ACCESSORIES

30-08221	Laptop	\$1,970.00
ASAM-GT	Laptop Tray for Mobile X-ray	\$541.00
ASAW-GT	Laptop Tray, Wall/Chase Mounted	\$541.00
WARRX1	X-ray Generator Factory Limited warranty Extension - 1 Year	\$526.00
WARRX2	X-ray Generator Factory Limited warranty Extension - 2 Years	\$998.00



Mobile Complete with Bite-Resistant DR Sensor and Laptop/Tray

Midmark® Digital Radiography Sensors

Designed specifically for the unique needs of the animal health market.

The Midmark digital sensors are designed to deliver the soft-tissue visualization plus crown and root definition that you need to ensure you are providing your patients with superior dental care.

- Offers remarkable image resolution with more pixels per area (pixel size of 14 µm).
- Delivers exceptional high-quality images, even at low-dose radiation.
- Imparts a protective plate between the housing and imaging components, further enhancing durability.
- Uses Kevlar® reinforced cable for reliability and a water-tight connection to promote asepsis.
- Embedded with calibration files to simplify integration and workflow.
- Includes imaging software plus clinical and technical support.



Dentistry

MIDMARK® BITE-RESISTANT DR SENSORS

Midmark Bite-Resistant sensors combine a unique geometric sensor housing design and exceptional image quality to provide clear, crisp radiographs with exceptional resistance to bite damage—FOUR TIMES stronger than our standard sensor.

- Provides patent-pending geometric design for improved bite-resistance.
- Species Recommendation: Canine/Feline



Midmark Bite-Resistant DR Sensor, Size 2

XSVS-08	Size #2, 3 M Cable	\$14,096.00
XSVS-08/L	Size #2, 3 M Cable w/Laptop	\$15,615.00
XSVN-08	Size #2, 1.1 M Cable	\$14,096.00
002-10545-00	Sanitary Sheaths, 100/pk Bite-Resistant Sensor Size 2	\$77.00

MIDMARK DR SENSORS

Species Recommendation: Feline/Toy Breeds/ Exotics

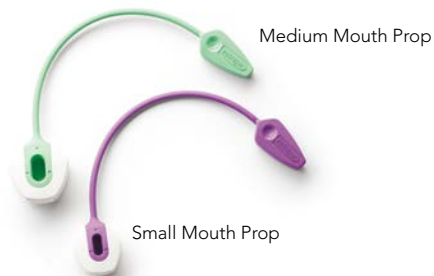
XSVS-06	Size #2, 3 M Cable	\$11,583.00
XSVS-06/L	Size #2, 3 M Cable w/Laptop	\$13,101.00
XSVN-06	Size #2, 1.1 M Cable	\$11,583.00



Midmark DR Sensor, Size 2

MOUTH PROPS

8597	MantaProp, mouth prop, small, box of 10	\$69.00
8598	MantaProp, mouth prop, medium, box of 10	\$69.00



Medium Mouth Prop

Small Mouth Prop

For limited warranty information, see page 199

NOTE: For ordering information or to ask about part number items shown above, contact us at **1.844.856.1236 Versailles location.**

[Back to Contents](#)

Midmark DC Generator

The Midmark DC Generator offers exceptional stability, coupled with its proprietary braking mechanism in the horizontal and articulating arm. The Midmark DC is a high-frequency, veterinary-specific dental radiography system designed to meet the digital imaging needs of animal care providers.

- Exceptional image quality with digital sensors
- Compatible with phosphor plates and film
- 0.4 mm focal spot; 60, 65 or 70 kV; 4,5,6 or 7 mA
- Easy-to-read LCD display
- Unique settings menu with 30 pre-programmed techniques and patient-type selections
- Tube head positioning handle; and control panel that can be mounted in a separate location.
- 56", 66", 76" and 82" or mobile systems available
- Two-year limited warranty



Model DCV5-G2X/H

WALL MOUNTED

DCV5-G2X/H	56" Integrated Arm	\$6,816.00
DCV6-G2X/H	66", Integrated Arm	\$6,816.00
DCV7-G2X/H	76", Integrated Arm	\$6,816.00
DCV8-G2X/H	82", Integrated Arm	\$6,932.00
ASAW-GT	Laptop Tray for Wall-mount X-ray	\$541.00

MOBILE

DCVM-G0X/H	Mobile, Integrated Arm	\$8,616.00
ASAM-GT	Laptop Tray for Mobile X-ray	\$541.00
ASAM-GT/L	Laptop with Imaging Software and Laptop Tray	\$2,293.00
30-A2040	Handswitch (comes with all units)	\$126.00
WARRX1	X-ray Factory Limited warranty Extension, One Year	\$526.00
WARRX2	X-ray Factory Limited warranty Extension, Two Years	\$998.00



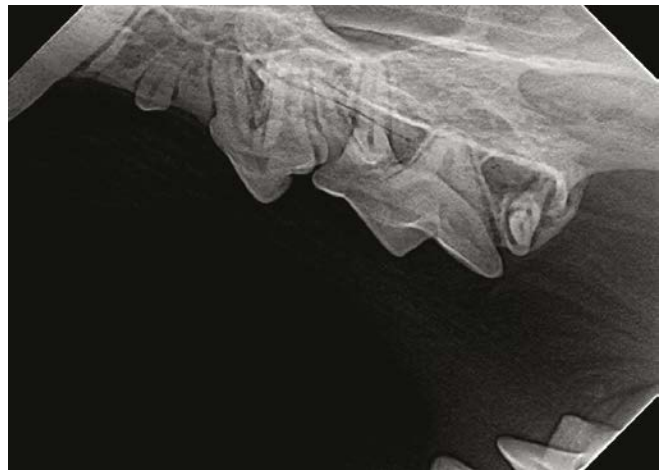
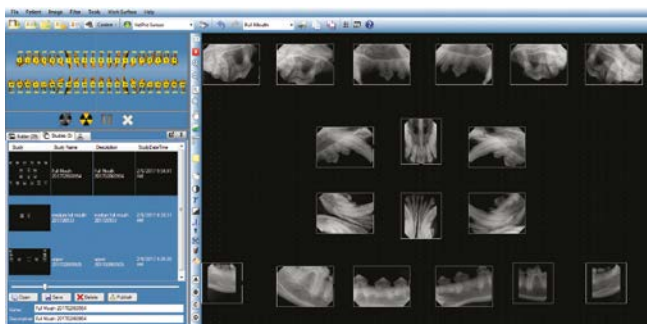
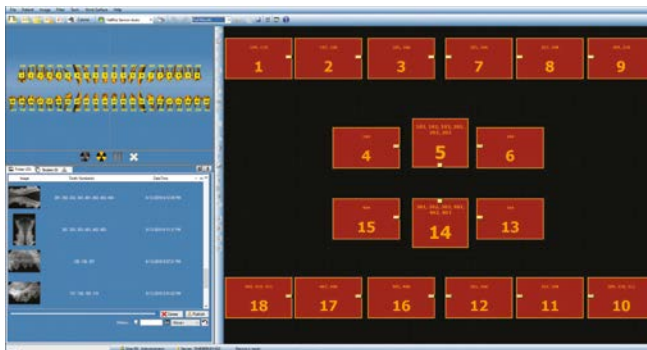
Model DCVM-G0X/H

Dental Radiography Software

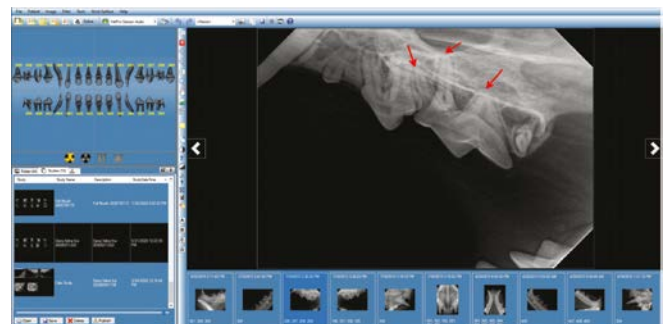
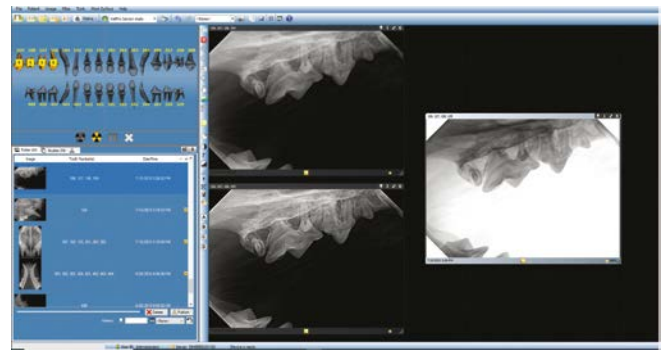
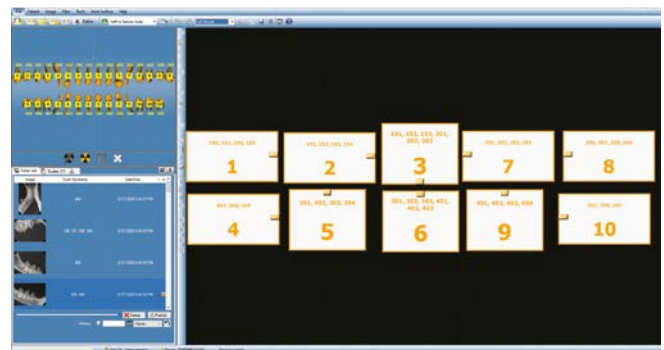
Midmark radiography solutions feature proprietary Midmark® Imaging Software that is easy to learn and use. Whether you want to acquire, enhance or store images, our intuitive software includes canine and feline tooth templates organized using the Triadan System. The software is also DICOM compliant and seamlessly integrates with practice management systems and PACS servers.

- Ongoing support and lifetime upgrades
- Exceptional image quality
- Easy to learn interface
- Simplified image acquisition
- Customizable templates
- Native DICOM format
- User-friendly image-enhancing tools
- Interfaces with practice management software
- Print custom take home reports
- Email option from work surface
- Modality worklist compatibility

Canine



Feline



Instrument Processing

Midmark instrument processing solutions use a combination of simple-to-use, automated devices designed to produce a more efficient, standardized workflow and consistent outcomes.


midmark



Instrument Processing

Midmark Sterilizers

Midmark sterilizers are designed to be safe, easy to use and dependable. Every sterilizer is inspected and ASME* certified by a third-party-licensed inspector, ensuring the reliability for which Midmark is known. The Midmark M9® and M11® Steam Sterilizers are designed, manufactured and supported in the US, with decades of manufacturing experience built into each one.

Midmark M11® Steam Sterilizer

Our Largest Standard Tabletop Sterilizer

- Automatic-opening Door
- Minimum Counter Space Required:
21" (53.3 cm) D x 17.8" (45.2 cm) W x 18.1" H (50.0 cm)
- Chamber Size: 11" diameter (28 cm) x 18" depth (45.7 cm)
- Weight: 99 lb (44.9 kg)
- Shipping Weight: 131 lb (59.4 kg)

M11-043	Midmark M11 Steam Sterilizer	\$7,314.00
M11-043-P	Midmark M11 Steam Sterilizer with Printer	\$7,962.00
M11-043-DL	Midmark M11 Steam Sterilizer with Data Logger	\$8,276.00



Midmark M9® Steam Sterilizer

- Automatic-opening Door
- Minimum Counter Space Required:
17.88" (45.4 cm) D x 15.3" (38.9 cm) W x 16.1" (40.9 cm) H
- Chamber Size: 9" diameter (22.9 cm) x 15" depth (38.1 cm)
- Weight: 73 lb (33.1 kg)
- Shipping Weight: 81 lb (36.7 kg)

M9-043	Midmark M9 Steam Sterilizer	\$6,261.00
M9-043-P	Midmark M9 Steam Sterilizer with Printer	\$6,937.00
M9-043-DL	Midmark M9 Steam Sterilizer with Data Logger	\$7,224.00



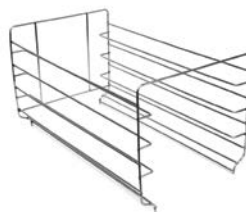
*Meets the requirements of ASME Boiler and Pressure Vessel Code. See midmark.com for details.

Midmark Sterilizer Accessories

	Pouch Rack	Cool Hand Tool	External Condensing Tank	Printer	Deep Tray	Horizontal Cassette Rack	Vertical Cassette Rack
M9®	•	•	•	•	•		
M11®	•	•	•	•	•	•	•

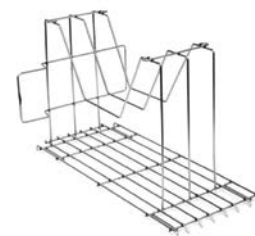
Racks

9A215001 (B) M11® Horizontal Cassette Rack - Holds Four Large and Four Small Cassettes \$205.00



B: Horizontal Cassette Rack
15.2"L x 8.6"W x 8"H

9A215002 (C) M11® Vertical Cassette Rack - Holds Four Large and Four Small Cassettes \$205.00



C: Vertical Cassette Rack
15.5"L x 9.25"W x 8.75"H

Accessories

9A307001 (E) Cool Hand Tool (Tray and Cassette Removal Tool) \$40.00



E: Cool Hand Tool 8.5"L

9A599001 (F) M11®/M9® Thermal Printer \$675.00



F: M11®/M9® Thermal Printer



H: Sterilizer Data Logger

002-0396-00 (G) SpeedClean (One 16 oz. bottle) \$29.00

002-0396-05 One Case SpeedClean (Twelve 16 oz. bottles) \$146.00

9A682001 (H) Sterilizer Data Logger \$962.00

002-10502-00 (I) Data Logger USB Device \$49.00



G: SpeedClean 8"H



I: Data Logger USB Device

NOTE: For ordering information or to ask about part number items shown above, contact us at 1.844.856.1236 Versailles location.

[Back to Contents](#)

Instrument Processing Workflow

Follow established instrument processing best practices, outlined here, to create a smooth workflow from dirty to clean that will help contain contamination and maximize the efficiency of your instrument cleaning and sterilization process. For more information on our Synthesis Cabinetry, see [pages 95-105](#).



STEP 1

Receiving + Cleaning: Reusable instruments, supplies and equipment should be received, cleaned and disinfected in one section of the processing environment. Remember to clean handpieces on both the outside and inside.



STEP 2

Preparation + Packaging: Cleaned, dried instruments and other supplies should be inspected for residual debris and damage, assembled into sets or trays, and wrapped or packaged for sterilization.



STEP 3

Sterilization: The sterilization area should include the sterilizer and related supplies with adequate space for loading and unloading the sterilizer. Follow the instructions for use (IFU) on cleaning and sterilizing for each instrument.



STEP 4

Monitoring/Sterility Assurance: Mechanical, chemical and biological monitoring should be used to ensure the efficacy of the sterilization process. Results of sterilization need to be recorded.



STEP 5

Storage: The storage area should be adequately sized, closed or covered, and located apart from contaminated instruments in an area protected from moisture. Supplies and instruments should not be stored under the sink.

QuickClean® Ultrasonic Cleaners

Providing powerful cleaning and consistent results, QuickClean® Ultrasonic Cleaners are an ideal solution for your animal hospital. Cutting-edge technology and streamlined controls help you efficiently and safely process instruments, reducing the time and effort needed for cleaning.

- Simple to operate
- Digital LCD control panel
- Preset cycles and fluid-level sensor
- Frequency-leap technology helps ensure consistent cleaning
- Full-size safety basket
- Three tabletop and two recessed models
- 3-year limited warranty

QC1-01	QuickClean® 1.2 Gal Tabletop	\$1,370.00
QC3-01	QuickClean® 3.3 Gal Tabletop	\$2,352.00
QC3R-01	QuickClean® 3.3 Gal Recessed	\$2,651.00
QC6-01	QuickClean® 6.6 Gal Tabletop	\$3,606.00
QC6R-01	QuickClean® 6.6 Gal Recessed	\$3,847.00
002-10007-00	QC1 Repl. Safety Basket	\$102.00
002-10008-00	QC3/QC3R Repl. Safety Basket	\$159.00
002-10009-00	QC6/QC6R Repl. Safety Basket	\$227.00
9A612001	QC1 Beaker Accessory Kit	\$174.00
9A613001	QC3/QC3R Beaker Accessory Kit	\$233.00
9A614001	QC6/QC6R Beaker Accessory Kit	\$298.00



QC1-01



QC3-01



QC6-01

Instrument
Processing

Specifications	QC1-01	QC3-01	QC6-01
Capacity	1.2 Gal/4.5 L	3.3 Gal/12.5 L	6.6 Gal/25 L
Overall Length	13.5" (34.5 cm)	14.7" (37.5 cm)	21.6" (55 cm)
Overall Width	10.2" (26 cm)	16.5" (42 cm)	16.5" (42 cm)
Overall Height	10.4" (26.5 cm)	10.4" (26.5 cm)	14.3" (36.5 cm)
Tank Size	11.8" L x 5.9" W x 5.9" H (30 x 15 x 15 cm)	13" L x 11.8" W x 5.9" H (33 x 30 x 15 cm)	19.9" L x 11.8" W x 7.8" H (50.5 x 30 x 20 cm)
Recessed Unit Cut Out Size	N/A	15.55" x 14.37" (39.5 x 36.5 cm)	22.48" x 14.37" (57.1 x 36.5 cm)
Tabletop Unit Weight	12.7 lb (5.76 kg)	18.6 lb (8.42 kg)	29.6 lb (13.44 kg)
Tabletop Shipping Weight	14.6 lb (6.64 kg)	20.9 lb (9.50 kg)	32.6 lb (14.78 kg)
Recessed Unit Weight	N/A	22.3" lb (10.10 kg)	32.9 lb (14.92 kg)
Recessed Unit Shipping Weight	N/A	24.6 lb (11.18 kg)	35.8 lb (16.62 kg)
Electrical Requirements	Input: 115VAC +/- 10%, 60 Hz, 110W, 1.0A Output: 100W	Input: 115V +/- 10%, 60 Hz, 210W, 1.8A Output: 200W	Input: 115VAC +/- 10%, 60 Hz, 410W, 3.6A Output: 400W

NOTE: For ordering information or to ask about part number items shown above, contact us at **1.844.856.1236 Versailles location.**

[Back to Contents](#)

Lighting + Scales

The advanced lighting design of Midmark operating lights delivers the true, reduced-shadow white light you need to properly match shades, see details and diagnose tissue. Various mounting configurations are available to meet your design needs.

The accuracy of Midmark scales is dependable and precise from 0–330 lbs.



Procedure Lights

Midmark® 255 LED Procedure Light

- Significantly more light intensity than similar products at 7,500 footcandles, an excellent color rendering index of 95 out of 100, and a color temperature of 4,400 K
- Counterbalanced design allows easy positioning of the light, precisely where you want it, without drifting
- 16 LEDs reflecting evenly off of 1,040 reflective facets will reduce the disruption of shadows while you work, producing an even distribution of light for uninterrupted illumination
- Turn the light on/off and adjust light intensity from controls on each side of the light head
- LEDs have 100 times longer life than most halogen lamps while consuming less energy, resulting in significant savings year after year
- Sleek contours, a sealed light head and an autoclavable handle help save maintenance time and increase product life
- ANSI/AAMI ES 60601-1, CAN/CSA C22.2 No. 60601-1, EN 60601-1-2, EN 60601-1, RoHS, NFPA 99, EN 60601-2-41



255 LED PROCEDURE LIGHT, SINGLE, CEILING MOUNT

255-021	255 LED Procedure Light Single Mount, 8' (2.4 m) ceiling	\$3,926.00
255-022	255 LED Procedure Light Single Mount, 9' (2.7 m) ceiling	\$3,926.00

255 LED PROCEDURE LIGHT, MOBILE

255-025	255 LED Procedure Light, Mobile	\$3,926.00
---------	---------------------------------	------------

CEILING MOUNT ADAPTER KIT

- Converts an 8' or 9' system to a 10' (3.05 m) mount height
- One required per light arm

002-1865-00	10' Ceiling Mount Adapter Kit	\$425.00
9A584001	Conversion Kit With Cover	\$167.00

The following model numbers are recommended based on the following ceiling heights (measured from the bottom of the ceiling surface to the floor).

Below 8'	255-025	Mobile Procedure Light
8' to 9'	255-021, 255-023	8' Single or Dual Light
9' to 10'	255-022, 255-024	9' Single or Dual Light
Above 10'	255-025, 002-1865-00	Mobile Procedure Light or 10' Ceiling Mount Adapter Kit

MIDMARK® 255 LED PROCEDURE LIGHT, DUAL CEILING MOUNT

- 255-023 255 LED Procedure Light, Dual Mount, 8' (2.4 m) ceiling \$7,851.00
- 255-024 255 LED Procedure Light, Dual Mount, 9' (2.7 m) ceiling \$7,851.00



MIDMARK® 255 LED PROCEDURE LIGHT, WALL MOUNT

- 255-026 255 LED Procedure Light, Wall Mount \$5,288.00



Exam Light

Midmark 250, LED Exam Light

- LED technology for up to 25,000 hours of useful bulb life
- 45% less energy consumed than equivalent halogen lights
- 4,000 K color temperature
- 1,800 footcandle intensity (19,375 lux)
- Exam light weight: 20 lb
- Shipping weight: 25 lb

- 250-003 250 LED Exam Light \$470.00
- 9A621001 Caster Base Accessory \$78.00



Caster Base Accessory

Treatment Lights

Midmark 120, LED Treatment Light

- Light intensity: 3,717 footcandles (40,000 lux), at a distance of 39.4"
- Color temperature: 4,500 K
- Light head diameter: 11.4"
- Made up of 12 LEDs
- Life cycle of LEDs: >60,000 hours
- 3-year limited warranty

122-1203-13	120 Single Ceiling Mount Light	\$3,350.00
122-1203-14	120 Dual Ceiling Mount Light	\$8,187.00
122-1203-12	120 Wall Mount Light	\$2,707.00
122-1203-11	120 Mobile Light	\$2,774.00
122-9240-93	120 Sterilizable Handle w/ adapter	\$205.00



Midmark 130, LED Treatment Light

- Light intensity: 5,576 footcandles (60,000 lux), at a distance of 39.4"
- Color temperature: 4,500 K
- Light head diameter: 13"
- Made up of 19 LEDs
- Life cycle of LEDs: >60,000 hours
- 3-year limited warranty

122-1303-13	130 Single Ceiling Mount Light	\$3,965.00
122-1303-14	130 Dual Ceiling Mount Light	\$9,767.00
122-1303-12	130 Wall Mount Light	\$3,399.00
122-1303-11	130 Mobile Light	\$3,562.00
122-9240-93	130 Sterilizable Handle w/adapter	\$205.00



Scales

LCD Cat Scale

- Spacious platform 20" x 14"
- Accommodates large cats
- Dependable and accurate
- Easy-to-read 1" LCD display
- Built-in sleep function
- Ounces or kilograms – weighs in 0.5 ounce or 10 gram increments
- 44 pound/ 20 kilogram capacity
- Powered with AC adapter or one 9-volt battery

110-5090-07 LCD Cat Scale \$422.00



Platform Scale

- Post mount and no slip mat included with scale
- Stainless steel platform with drip edge
- The stainless steel provides long-lasting durability and easy wipe-down cleaning
- HOLD key on the remote display allows the animal's weight to be retained after leaving the platform
- Large 44" L x 22" W size with 330 lb capacity is ideal for weighing medium to large animals
- AC or battery power with low battery indicator and auto-off feature to extend battery life
- Adjustable feet for easy leveling
- Easy-to-read backlit display
- Tare feature for weighing using baskets or crates
- Can be mounted on a variety of lift tables

110-3110-00 Platform Scale \$1,414.00



Midmark AcademySM

Midmark is the trusted name in veterinary, dentistry, anesthesia and monitoring solutions that help create better care experiences. Training provided in your hospital, on your equipment, with your entire staff optimizes consistent standards of care across your hospital. Our RACE[®] approved training courses are delivered by industry-leading dental and anesthesia specialists who will teach you how to achieve the highest level of dental and anesthesia excellence to grow your practice and improve the health of your patients.



Dental Radiography Positioning Training

Comprehensive, hands-on, half-day training performed in your clinic by a member of the Midmark Academy Training and Education Network.

This training will help your entire staff become more efficient with acquiring full mouth radiographs.

Training topics include:

- Generator usage
- Midmark Imaging Software training
- Positioning techniques for both canine and feline patients
- How to overcome common positioning mistakes
- Proper maintenance and storage techniques

Veterinarians and credentialed technicians who complete this session will earn four hours of CE credits* for dental radiography and positioning training.

VI-RAD	Dental X-ray Positioning Training	\$1,995**
VI-RAD-ADD	Regional Dental Anesthetic Blocks (2-hour add-on)	\$575



4 CE Credit Hours!*

To set up your training session or if you have any questions, please contact your local distributor representative or email: midmark-academy@midmark.com.

Cleaning, Probing and Charting Training

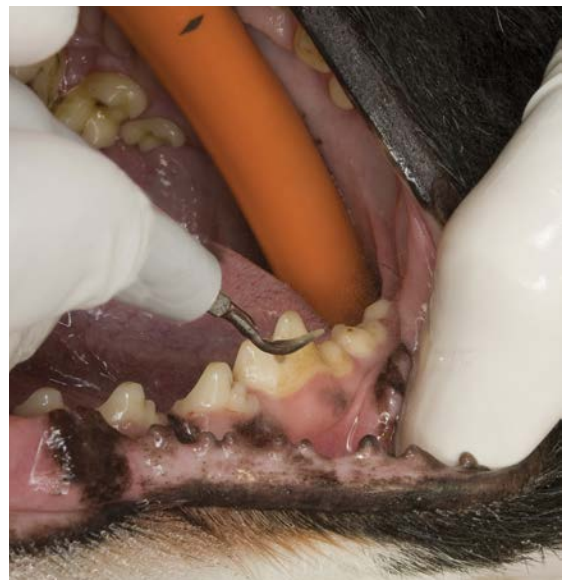
This training will help participants become familiar with best practices for dental cleaning, probing and charting.

Training topics include:

- Dental equipment use, care and maintenance
- Ergonomics, workflow and safety
- Hand instrumentation
- Instrument sharpening
- Sub/supra gingival scaling and polishing
- Anatomy and common pathology
- Triadan tooth numbering system
- Oral exam and charting
- Home care

Veterinarians and Veterinary Technicians who complete this session will earn four hours of CE credits* for Dental Cleaning, Probing and Charting Training.

VI-CPC	Cleaning, Probing and Charting Training	\$1,995**
VI-RDCP	Both Courses VI-RAD and VI-CPC (scheduled on the same day)	\$3,495
VI-RAD-ADD	Regional Dental Anesthetic Blocks (2-hour add-on)	\$575



4 CE Credit Hours!*

*These programs were reviewed and approved by the AAVSB RACE program for four hours of continuing education in jurisdictions which recognize AAVSB RACE approval. Please contact the AAVSB RACE program if you have any comments/concerns regarding a program's validity or relevancy to the veterinary profession. Provider #436.

**Pricing for contiguous US only.

Anesthesia Monitoring 101

Our comprehensive, hands-on, half-day anesthesia monitoring training is provided in your clinic by a member of the Midmark Animal Health Training and Education Network.

This training helps participants become familiar with best practices for operating and maintaining their anesthesia and monitoring equipment.

Training Topics Include:

- Anesthesia machine theory of operation, function of components and flow of gases
- Proper equipment maintenance for long-term performance and better patient outcomes
- Overview of ACVAA anesthetic monitoring guidelines for small animals
- Five-parameter, hands-on monitoring including circulation, oxygenation and ventilation
- How vital signs are measured and what the readings mean

Veterinarians and credentialed technicians who complete this session will earn 4 hours of CE credit* for Anesthesia Monitoring 101. Class size is limited to 10 attendees.

VI-AMT	Anesthesia Monitoring 101	\$1,995**
VI-AMT-ADD	Introduction to Mechanical Ventilation (add-on only)	\$575



4 CE Credit Hours!*

To set up your training session or if you have any questions, please contact your local distributor representative or email: midmark-academy@midmark.com.

Anesthesia Monitoring 201

Building on the skills of our 101 lab, our 201 lecture is provided in your clinic by a member of the Midmark Animal Health Training and Education Network.

Following the prerequisite Anesthesia Monitoring 101 dry lab, this lecture will help participants learn the keys to completing a successful anesthetic case.

Training topics include:

- Review of ACVAA/AAHA monitoring/anesthesia guidelines
- Setting up the patient for an anesthetic case
- Balanced anesthesia/pain management best practices
- Troubleshooting vital signs readings and anesthesia complications
- Developing an anesthesia record-keeping plan

Veterinarians and credentialed technicians who complete this session will earn four hours of CE credits* for Anesthesia Monitoring 201. Class size is limited only by the size of the classroom space.

VI-AMT2	Anesthesia Monitoring 201	\$1,995**
VI-AMT3	Anesthesia Monitoring 101 + 201 (scheduled on same day)	\$3,495**
VI-AMT-ADD	Introduction to Mechanical Ventilation (add-on only)	\$575



4 CE Credit Hours!*

Anesthesia Monitoring Training and Education Network (AMTEN) All of our AMTEN trainers are industry-leading NAVTA-accredited specialists with the VTS (Anesthesia-Analgnesia) designation. The network includes faculty members of several top veterinary university programs and national conferences, who are members of professional organizations such as the AVTAA and NAVAS. Members of the American Veterinary College of Anesthesia and Analgesia (AVCAA) support the training of both technicians and veterinarians.

*This program was reviewed and approved by the AAVSB RACE program for four hours of continuing education in jurisdictions which recognize AAVSB RACE approval. Please contact the AAVSB RACE program if you have any comments/concerns regarding this program's validity or relevancy to the veterinary profession. Provider #436.

**Prices vary for clinics located outside the contiguous United States.

Midmark AcademySM Clinical Training Packages

ANESTHESIA SIMULATION WORKSHOP

This training begins with a half-day review of anesthesia and monitoring best practices. A veterinary technician specialist in anesthesia will walk you through efficiently operating and maintaining your equipment for optimal performance and troubleshooting patient alarms. After lunch, your team will participate in an anesthesia skills simulation lab where a proprietary software monitoring program provides immediate feedback for clinical decisions through corresponding changes in vital signs. Each scenario is designed to enhance team communication, critical thinking and sound medical responses to common situations encountered in anesthetic cases, including equipment failure, hypotension, hypercapnia and cardiac arrhythmia.



Midmark AcademySM in-clinic training is a lasting investment in better care. Learn more at MidmarkAcademy.com or contact midmarkacademy@midmark.com. Talk to your distributor partner about available financing.

PART NUMBER	INDIVIDUAL TRAINING COURSE DESCRIPTIONS	PRICE
VI-AMT	Anesthesia + Monitoring 101 (for veterinarians and technicians) [RACE [®] 4 Hours] <ul style="list-style-type: none"> • 10 attendees max 	\$1,995.00
VI-AMT2	Anesthesia + Monitoring 201 (for veterinarians and technicians) [RACE 4 Hours]	\$1,995.00
VI-AMT3	Anesthesia + Monitoring 101 + 201 Full-Day, In-Clinic Training [RACE 8 Hours] <ul style="list-style-type: none"> • 10 attendees max for 101 • No max attendees for 201 	\$3,495.00
VI-AMT-ADD	Introduction to Mechanical Ventilation (add-on only) [RACE 2 Hours] <ul style="list-style-type: none"> • 10 attendees max 	\$575.00
VI-AMT-SIM	Anesthesia Simulation Workshop [RACE 8 Hours] <ul style="list-style-type: none"> • Requires 1 Veterinarian participant 	\$6,299.00
VI-RDCP	Dental Radiography Positioning, Cleaning, Probing + Charting Full-Day Lab [RACE 8 Hours] <ul style="list-style-type: none"> • 10 attendees max • In-clinic training on client's equipment—specimens not provided 	\$3,495.00
VI-RAD	Dental Radiography Positioning Lab [RACE 4 Hours] <ul style="list-style-type: none"> • 10 attendees max 	\$1,995.00
VI-RAD-ADD	Regional Dental Anesthetic Blocks Lab (add-on only) [RACE 2 Hours] <ul style="list-style-type: none"> • 10 attendees max • Requires 1 Veterinarian participant 	\$575.00
VI-CPC	Cleaning, Probing + Charting Lab [RACE 4 Hours] <ul style="list-style-type: none"> • 10 attendees max 	\$1,995.00
VI-CPC-ADD	Dental Technician (add-on only) [RACE 2 Hours]	\$575.00

PART NUMBER	PACKAGE COURSE DESCRIPTIONS	PRICE
002-1640-00 SILVER PACKAGE DENTISTRY TRAINING*	Dental Best Practices Workshop [RACE [®] 8 Hours] Free Benchmarking Survey —Prerequisite for customized training Free Dental Success Kit —\$399 value	\$6,995.00

Midmark AcademySM Clinical Training Packages

Dentistry success requires more than just the right equipment—it takes a comprehensive team. When your entire team is thoroughly trained, you can build a foundation for long-term, sustained growth and success for your dental program. This two-day in-clinic training event begins with the Dentistry Best Practices interactive workshop for your entire staff, customized to your practice and designed to engage your team in launching a comprehensive dental program proven to double dentistry within 12 months.* The second day clinical lab will prepare your veterinarians and technicians with the skills and confidence to perform comprehensive oral radiographic exam ("CORE") procedures and to treat underlying oral disease with fundamental techniques in pain management and oral surgery.

Following this approach, more than 350 hospitals nationwide* have experienced results that include:

- Better client compliance
- Improved patient outcomes
- Team empowerment
- Reduced turnover
- Practice growth

Midmark AcademySM in-clinic training is a lasting investment in better care. Learn more at MidmarkAcademy.com or contact midmark-academy@midmark.com. Talk to your distributor partner about available financing.

*Based on results from the Midmark Dental Study



PART NUMBER	PACKAGE COURSE DESCRIPTIONS	PRICE
<p>002-1640-10 GOLD PACKAGE DENTISTRY TRAINING*</p>	<p>Dental Best Practices Workshop [RACE 8 Hours]</p> <ul style="list-style-type: none"> • Dentistry—what it is and why it's important • Oral Anatomy—review of skull and tooth anatomy • Lift-the-Lips Practice—steps to a complete awake oral exam and review of oral pathology • CORE Procedure—comprehensive oral and radiographic evaluation step by step • CORE Team—who does what, where, when and how from recommendation to recheck • Implementation—from marketing and client education to brainstorming <p>Level 1 Clinical Dentistry Lab (for the Veterinarian) [RACE 8 Hours]</p> <ul style="list-style-type: none"> • On site with Board Certified Veterinary Dentist; 5 veterinarians included* • Best Practices in Pain Management • Best Practices in Oral Surgery • Hands-on Lab/Practice in Oral Surgery and/or Regional Nerve Blocks <p>Dental Radiograph Positioning, Cleaning, Probing + Charting Lab [RACE 8 Hours]</p> <ul style="list-style-type: none"> • 10 attendees max • Canine and Feline Dental Radiography Positioning Techniques • Common Positioning Errors—troubleshooting and understanding their causes and resolutions • Functionality of the X-Ray Generator • Best Practices for Cleaning, Probing and Charting • Nomenclature and Recognizing Pathology • Hands-on Practice Performing Supra/Subgingival Scaling and Polishing Teeth • Hand Instrumentation, Care and Sharpening Techniques • Functionality and Care of the Dental Machine and Handpieces <p>Free Benchmarking Survey—Prerequisite for customized training</p> <p>Free Dental Success Kit—\$399 value</p>	<p>\$16,995.00</p>

*Based on results from the Midmark Dental Study

Monitoring

Leveraging decades of clinical experience in responding to common anesthetic issues, Midmark monitors are designed with integrated safety features and user-friendly capabilities to help veterinary care teams perform anesthetic procedures more efficiently.



There's an easier way to transfer patient data.

Streamline workflow and save time in preserving your anesthetic records.



OPTIMIZE YOUR MIDMARK MONITOR

Improve data-capture efficiency and accuracy by connecting your Midmark Multiparameter Monitor with your practice management software. The Midmark Anesthetic Record Interface streamlines the digital transfer of anesthetic records from the monitor to the patient's electronic medical record, enabling time savings on manual data transfer.

Transfer files following each procedure or as a batch at the end of the day.

The interface currently works with the monitors and practice management software below:

Midmark Multiparameter Monitors:

8019-021 through 8019-032
8020-001 through 8020-008

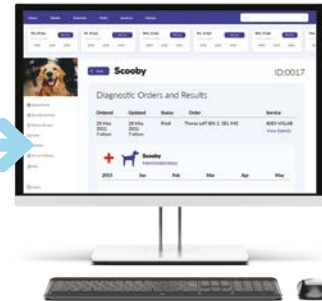
Practice Management Software*:

- Avimark®
- Cornerstone® (v6.0+)
- ImproMed® Advantage
- ImproMed® Advantage+
- ImproMed® (v4.6+)
- ezyVet®
- Pulse™ (formerly eVetPractice)

Midmark is continuously building interfaces with additional Practice Management Software! If you would like to subscribe to the Midmark Anesthetic Record Interface, but your clinic's Practice Management Software is not listed, please contact Midmark at midmarksubscription@midmark.com

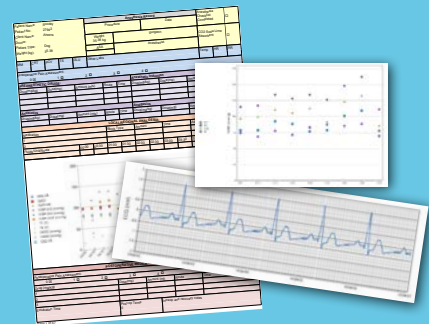
*Practice Management Softwares are trademarks or registered trademarks of their respective companies.

TRANSFER PATIENT DATA INSTANTLY!



Automatically Captured Data:

- Raw vital signs data
- Anesthetic record summary
- ECG waveforms
- Individual parameter graphs
- Initialed pre-procedure checklist



SUBSCRIBE TODAY!

Enjoy special introductory savings on your first-year subscription.

Visit midmark.com/ARI or scan the QR code to secure your annual software subscription and schedule installation.

License fees include the Midmark Anesthetic Record Interface, remote software installation and ongoing user support. One license is required per facility, regardless of the number of monitors used. There are no additional per-user fees.



Multiparameter Monitoring

Midmark Multiparameter Monitors

Leveraging decades of clinical experience responding to common anesthetic issues, the new Multiparameter Monitors are designed to help veterinary care teams through anesthetic procedures more efficiently with integrated safety features and user-friendly capabilities.

In addition to a 12" model, a new compact, portable 8" model allows care teams to easily move the technology where it is most needed for patient care. A new interface option provides advanced functionality to streamline anesthetic workflow.



8019

8020

Midmark Multiparameter Monitor 12"

8019-021	12" Multiparameter with Printer, HDMI	\$8,058.00
8019-022	12" Multiparameter without Printer	\$7,801.00
8019-023	12" Multiparameter with Invasive BP, Printer, HDMI	\$10,179.00

Midmark Multiparameter Monitor 8"

8020-001	8" Multiparameter with Printer	\$6,851.00
8020-002	8" Multiparameter without Printer	\$6,594.00

CO₂ + Multigas Accessories

C-STAT5	Capnostat® Mainstream CO ₂ Sensor	\$2,938.00
LOFLO	LoFlo™ Sidestream CO ₂ Sensor	\$2,938.00
002-1895-00	Kit, Masimo® CO ₂ Mainstream Sensor and Adapters	\$2,938.00
002-1896-00	Kit, Masimo® CO ₂ Sidestream Sensor and Adapters	\$2,938.00
002-1745-00	Kit, Masimo® Multigas Mainstream Sensor and Adapters	\$9,832.00
002-1746-00	Kit, Masimo® Multigas Sidestream Sensor and Adapters	\$9,832.00

MODEL COMPARISON

	8019	8020
Screen Size	12.1"	8"
ECG	✓	✓
SpO ₂	✓	✓
Temperature	✓	✓
Non-Invasive Blood Pressure (NIBP)	✓	✓
Invasive Blood Pressure (IBP)	8019-023	X
CO ₂	✓	✓
Multigas	✓	X
Best Practice Reminders	✓	✓
ECG + CO ₂ Catalogs	✓	✓
Integrated Printer	8019-021 8019-023	8020-001
Remote Viewing via HDMI Port	8019-021 8019-023	X
Wi-Fi Connectivity	✓	✓
Anesthetic Record Interface Compatible	✓	✓

Monitor Mounts

With mobile, anesthesia, table, and other mounting configurations, we are sure to have the monitoring mounting solution that fits your clinic needs.

8019/8020 SERIES MONITORS

8008-005	Monitor Mount, Mobile Stand, for 8014/8015/8019/8020	\$661.00
9A465009	Monitor Mount, VMS Plus, for 8014/8015/8019/8020	\$213.00
9A465010	Monitor Mount, Pole, for 8014/8015/8019/8020	\$493.00
9A465011	Monitor Mount, Stud, for 8014/8015/8019/8020	\$449.00
9A465012	Monitor Mount, Wall, for 8014/8015/8019/8020	\$513.00
8008-006	Monitor Mount, CM Lift Table, for 8014/8015/8019/8020	\$894.00



Monitor Accessories

ECG FOR 8019/8020

016-10177-00	ECG Trunk Cable	\$234.00
016-10178-00	3-Lead ECG Cable/Lead/Clip Set	\$401.00
016-1604-00	3-Lead ECG Wire Set	\$119.00
016-10179-00	5-Lead ECG Cable/Lead/Clip Set	\$401.00
016-1603-00	5-Lead ECG Wire Set	\$119.00
ECG-A3	Copper ECG Alligator Clip	\$10.00
016-10232-00	Extra Small Esophageal Probe	\$260.00
016-10233-00	Esophageal Probe – S	\$260.00
016-10234-00	Esophageal Probe – L	\$260.00

TEMPERATURE PROBE FOR 8019/8020

016-10164-00	ESOPH/RECTAL Temperature Probe	\$70.00
--------------	--------------------------------	---------

NIBP/IBP FOR 8019

NIBP-TUBE	NIBP Inflation Tube	\$54.00
016-10180-00	IBP Trunk Cable	\$92.00
016-1587-00	Disposable IBP Transducer and Administrative Set	\$59.00

BP CUFFS FOR 8019/8020

SV1	Small Animal BP Cuff #1	\$12.00
SV2	Small Animal BP Cuff #2	\$12.00
SV3	Small Animal BP Cuff #3	\$12.00
SV4	Small Animal BP Cuff #4	\$12.00
SV5	Small Animal BP Cuff #5	\$12.00
SV8	Large Animal BP Cuff #8	\$32.00
SV10	Large Animal BP Cuff #10	\$34.00
SV600	Set of Small Animal BP Cuffs	\$75.00

SpO₂ FOR 8019/8020

01-02-0183	Nellcor DOC-10 SpO ₂ Cable	\$354.00
V-SAT	Nellcor VETSAT SpO ₂ Sensor W/ Lingual Clips	\$441.00
VSC-S	Small Animal SpO ₂ Sensor Clip	\$66.00
VSC-L	Large Animal SpO ₂ Sensor Clip	\$66.00

OTHER

PAPER-4F	Printer Paper, 4 Rolls	\$54.00
----------	------------------------	---------



Additional monitoring accessories are available at midmarkserviceparts.com.



NOTE: For ordering information or to ask about part number items shown above, contact us at 1.844.856.1236 Versailles location.

[Back to Contents](#)

Seating

Soft, comfortable and ergonomically correct seating designed for high-use veterinary applications with several color and accessory options to complement your space.



280 + 282 Client Chairs

Soft, comfortable seating for clients and their companions. Available with or without arms; black frame, a variety of upholstery colors.

- 18.5" / 30" seat widths
- 400 / 650 lb weight capacity

280-001-XXX ¹	280 Client Chair w/o arms	\$417.00
280-002-XXX ¹	280 Client Chair w/arms	\$464.00
282-001-XXX ¹	282 Client Chair w/arms	\$734.00

OPTIONS

Standard Ultra-Premium Upholstery Upcharge	\$115.00
--------------------------------------------	----------



Dental Operator's Stool

- Contoured seat with raised front
- Waterfall front edges
- Up to twelve degrees of forward tilt
- One lever adjustment for locking seat and backrest tilt
- Ratcheted backrest for height adjustment without knobs
- Cylinder Height*: Tall - 20.9" to 28.7"; Medium - 16.5" to 22"; Short - 15.25" to 18.3"
- Seat Size: Standard - 17.5" x 16.5"; Small - 16.25" x 16"

153811 ¹	Dental Operator's Stool	\$830.00
---------------------	-------------------------	----------



XXX¹ denotes upholstery color. View upholstery colors on page 155.

* Specify cylinder height (Tall, Standard, Short) when ordering

Royal Saddle Plus® Chair

The Royal Saddle Plus Chair is designed to enable adopting a better sitting posture while working. The small and round backrest gives precise support to the lower back and ensures maximum freedom of movement. The seat is in saddle shape, which means that you are not forced to adopt a 90° sitting angle, but are given the space to adopt a position where the knees are lower than the hips. This open hip angle makes it possible to stretch the back, so that it can take less effort to maintain a good work posture.

102-7400-11	Royal Saddle Plus Chair - Black Licorice	\$1,232.00
102-7400-31	Royal Saddle Plus Chair - Special Color	\$1,425.00



ComfortMove® Desk Chair

- Back: 12"W x 13.5"H
- Square seat with waterfall front cushioning 16.5"W x 18"D
- Standard cylinder height 18.5" - 22.5"

102-7200-11	Desk Chair, Black Licorice	\$1,100.00
102-7200-31	Desk Chair, Special Color	\$1,222.00

CorrectSit® Operator Chair

- Back: 10"W x 6.5"H
- Triangular-style seat 15" W x 16" D
- Adjustable foot ring
- Standard cylinder height 21" - 28"

102-7100-11	Chair w/o Arms, Black Licorice (Triangle)	\$1,100.00
102-7100-31	Chair w/o Arms, Special Color	\$1,222.00
102-9000-11	1D Arm Rest (pair)	\$622.00
102-9000-12	2D Arm Rest (pair)	\$847.00



One Dimensional (1D) Arm Rest (pictured)

ErgoSolex® Operator Chair

- Back: 10"W x 6.5"H
- Saddle-style seat 15"W x 16"D
- Standard cylinder height 21" - 28"
- Adjustable foot ring

102-7000-11	Chair w/o Arms, Black Licorice (Saddle)	\$1,100.00
102-7000-31	Chair without arms - Special Color	\$1,222.00
102-9000-11	1D Arm Rest (pair)	\$622.00
102-9000-12	2D Arm Rest (pair)	\$847.00



Two Dimensional (2D) Arm Rest (pictured)

View upholstery colors on page 156.

NOTE: For ordering information or to ask about part number items shown above, contact us at 1.844.856.1236, Carthage location.

[Back to Contents](#)

Midmark® Stools

270 ADJUSTABLE STOOL

- Black composite five-leg base
- Stool weight: 15 lb
(Weight capacity: 300 lb)
- Shipping weight: 20 lb

270-001-XXX¹ 270 Adjustable Stool (Basic stool, manually adjustable) \$168.00



271 ADJUSTABLE STOOL

- Black composite five-leg base
- Stool weight: 20 lb
(Weight capacity: 225 lb)
- Shipping weight: 25 lb

271-001-XXX¹ 271 Adjustable Stool (Basic stool with back, manually adjustable) \$252.00



272 AIR LIFT STOOL

- Black composite five-leg base
- Stool weight: 15 lb
(Weight capacity: 300 lb)
- Shipping weight: 20 lb

272-001-XXX¹ 272 Air Lift Stool (Basic stool, pneumatically adjustable) \$227.00



273 AIR LIFT STOOL

- Black composite five-leg base
- Stool weight: 20 lb
(Weight capacity: 225 lb)
- Shipping weight: 25 lb

273-001-XXX¹ 273 Air Lift Stool (Basic stool with back, pneumatically adjustable) \$323.00



XXX¹ denotes upholstery color. View upholstery colors on page 155.

276 AIR LIFT STOOL

- Chrome five-leg base
- Stool weight: 15 lb
(Weight capacity: 350 lb)
- Shipping weight: 20 lb

276-001-XXX¹ 276 Air Lift Stool (Basic stool pneumatically adjustable) \$689.00



277 AIR LIFT STOOL

- Chrome five-leg base
- Stool weight: 20 lb
(Weight capacity: 225 lb)
- Shipping weight: 25 lb

277-001-XXX¹ 276 Air Lift Stool (Basic stool with back, pneumatically adjustable) \$846.00



ACCESSORIES

9A366001-XXX ¹	Backrest Kit	\$209.00
9A367001	Foot Ring, Field Installed (not available on foot-release models)	\$150.00
9A368001	6" Lab Height Ext. Kit (not available on foot-release models)	\$107.00

Additional Charges For Plant-Installed Options

XXX	Ultra-Premium Upholstery	\$64.00
27X-002-XXX ¹	Set of Soft Rubber Casters	\$48.00
27X-003-XXX ¹	Set of Glides (not available on foot-release models)	\$0.00
27X-004-XXX ¹	Set of Locking Casters	\$21.00
27X-005-XXX ¹	Auto-Locking Casters	\$119.00

XXX¹ denotes upholstery color. View upholstery colors on page 155.

Midmark® Upholstery Selections


Standard Upholstery Colors

Available for: 270, 271, 272, 273, 276, 277 Stools, Dental Operators Stools, 280 and 282 Client Chairs. See pages 151, 153 and 154 for available models.



Ultrafree* Upholstery Colors

Available for: 270, 271, 272, 273, 276, 277 Stools, Dental Doctor's and Technician's Stools, 280 and 282 Client Chairs. See pages 151, 153 and 154 for available models.



*Ultraleather by UltraFabrics®

Vista Upholstery Colors

Available for: Royal Saddle Plus Chair, Desk Chair, Triangular and Saddle-Style Operator Chairs.
See page 152 for available models.



Stoneware



Buttercup



Shale



City Grey



Maroon



Portobello



Seville



Keystone



Cobalt



Licorice

Tables, Tubs + Sinks

Explore thoughtfully designed solutions that support a safer, more comfortable work environment. Adjustable-height tables and tubs lessen the strain of moving larger animals, while spacious worksurfaces keep your needed materials close at hand. Surgical tables and scrub sinks are meticulously crafted with attention to detail and durable materials for long-term use.



Synthesis® Fixed-Height Tables

Fixed-height tables are crafted from durable stainless steel, with soft-close hinges and adjustable ball-bearing glides to support a quieter environment for patients. Seamless polymer-covered drawer and door panels help prevent spilled liquids from seeping into crevices and joints.

The modular components, part of the Synthesis line, can be reconfigured or expanded to suit your needs, while a variety of panel styles and finishes ensure maintaining your carefully curated aesthetic throughout your facility.

Dry Tables

The Fixed-Height Dry table is a standard 36" height available in numerous configurations. Meticulous construction and baked-on epoxy finishes ensure these tables are built to last yet beautiful.



DT4.C791.AN

Island Tables

Fixed-Height Island Tables are ideal for exam spaces and treatment rooms. Island table countertops are available in a variety of stainless steel, Corian® and laminate options, while various door and drawer configurations can also be selected. 44" and 59" lengths suit different room layouts, or custom designs can be explored to help you create the right space for your needs.



IT1.C791.AN

Wet Treatment Tables

Fixed-Height Wet tables easily integrate with your treatment area, with multiple configurations to select. Both shallow and deep tubs are available to support your specific patient populations and treatment needs.

- Perpendicular design allows unrestricted access to both sides of the table.
- Easy-to-clean drains and hair traps simplify maintenance.
- Open-end design simplifies plumbing integration (closed-end option available).



WT62.C791.AS



WT42.C791.AD

Ordering Synthesis® Fixed-Height Tables

The steps below outline how to order Synthesis Fixed-Height table catalog options. Custom configurations are available upon request. Please contact your Midmark Territory Portfolio Manager for more information on the right configuration for your hospital.

STEP 1: SELECT TABLE TYPE AND STORAGE CONFIGURATION









- DT**— Dry Table (Storage configurations options on page 161-162)
- IT**— Island Table (Storage configurations options on page 163-164)
- WT**— Wet Treatment Table (Storage configurations options on page 165-168)

STEP 2: SELECT PANEL STYLE

- C**—Cove
- R**—Renew

STEP 3: SELECT CABINETRY FINISH

Cove Colors:

	Earthen Bronze (metallic)—806
	Venus Silver (metallic)—804
	Flat Iron (metallic)—807
	Pearl Essence (metallic)—805
	Fawn—490
	Whisper—649
	Pebble Grey—216 (PVC Free—793)
	Frost—791 (PVC Free - 931)

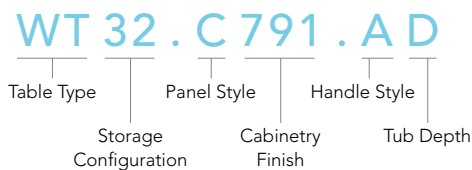
Renew Colors:

	Pebble Grey—216 (PVC Free—793)
------------------------------------------------------------------------------------	-----------------------------------

Renew Handle Insert Colors:

	Pebble Grey—216
	Arctic—244
	Shadow—232
	Fossil Grey—238
	Terra Cotta/Canyon—246
	Clay—234
	Tea Green/Olivine—237
	Silver Sage/Spruce—242
	Moss—230
	Cashmere Blue/Sky—239
	Dusty Blue—233
	Blueberry/Pacific Blue—235
	Navy—231
	Perfect Plum—229
	Black/Raven Wing—312

TABLE ORDER EXAMPLE:

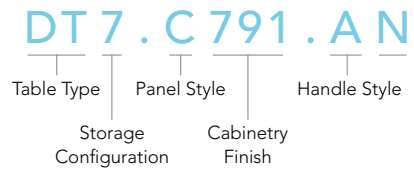


Synthesis® Fixed-Height Dry Tables

Available in both Cove (C) and Renew (R) door styles.

Select your cabinet color finishes on page 160.

Custom configurations are available upon request. Please contact your Midmark Portfolio Manager for more information on the right configuration for your hospital.



- DT1.CXXX.AN** 48", RH No Overhang, RH Door, 4" Drawer, (2) 8" Drawer \$2,908.00
- DT1.RXXX.AN** 48", RH No Overhang, RH Door, 4" Drawer, (2) 8" Drawer \$3,042.00
- Thermofoil Metallic upcharge \$116.00



DT1.C804.AN

- DT2.CXXX.AN** 48", LH No Overhang, LH Door, 4" Drawer, (2) 8" Drawer \$2,908.00
- DT2.RXXX.AN** 48", LH No Overhang, LH Door, 4" Drawer, (2) 8" Drawer \$3,042.00
- Thermofoil Metallic upcharge \$116.00



DT2.C806.AN

- DT3.CXXX.AN** 48", RH With 18" Overhang, RH Door, 4" Drawer, (2) 8" Drawer \$2,644.00
- DT3.RXXX.AN** 48", RH With 18" Overhang, RH Door, 4" Drawer, (2) 8" Drawer \$2,764.00
- Thermofoil Metallic upcharge \$116.00



DT3.R312.AN

- DT4.CXXX.AN** 48", LH With 18" Overhang, LH Door, 4" Drawer, (2) 8" Drawer \$2,644.00
- DT4.RXXX.AN** 48", LH With 18" Overhang, LH Door, 4" Drawer, (2) 8" Drawer \$2,764.00
- Thermofoil Metallic upcharge \$116.00



DT4.C791.AN



Scan QR Code for additional options

Synthesis® Fixed-Height Dry Tables

Available in both Cove (C) and Renew (R) door styles.*

Select your cabinet color finishes on page 160.

Custom configurations are available upon request. Please contact your Midmark Portfolio Manager for more information on the right configuration for your hospital.

DT7.C791.AN

Table Type | Panel Style | Handle Style
 Storage Configuration | Cabinetry Finish

DT5.CXXX.AN 60", RH No Overhang, RH Door, \$4,039.00
 4" Drawer, (2) 8" Drawer,
 4" Drawer, (2) 8" Drawer

DT5.RXXX.AN 60", RH No Overhang, RH Door, \$4,293.00
 4" Drawer, (2) 8" Drawer,
 4" Drawer, (2) 8" Drawer

Thermofoil Metallic upcharge \$129.00



DT5.R312.AN

DT6.CXXX.AN 60", LH No Overhang, LH Door, \$4,039.00
 4" Drawer, (2) 8" Drawer,
 4" Drawer, (2) 8" Drawer

DT6.RXXX.AN 60", LH No Overhang, LH Door, \$4,293.00
 4" Drawer, (2) 8" Drawer,
 4" Drawer, (2) 8" Drawer

Thermofoil Metallic upcharge \$129.00



DT6.C807.AN

DT7.CXXX.AN 60", RH With 18" Overhang, RH Door, \$2,940.00
 4" Drawer, (2) 8" Drawer

DT7.RXXX.AN 60", RH With 18" Overhang, RH Door, \$3,090.00
 4" Drawer, (2) 8" Drawer

Thermofoil Metallic upcharge \$132.00



DT7.C791.AN

DT8.CXXX.AN 60", LH With 18" Overhang, LH Door, \$2,940.00
 4" Drawer, (2) 8" Drawer

DT8.RXXX.AN 60", LH With 18" Overhang, LH Door, \$3,090.00
 4" Drawer, (2) 8" Drawer

Thermofoil Metallic upcharge \$132.00



DT8.C804.AN



Scan QR Code for additional options

Tables, Tubs + Sinks

NOTE: For ordering information or to ask about part number items shown above, contact us at 1.844.856.1236 Versailles location.

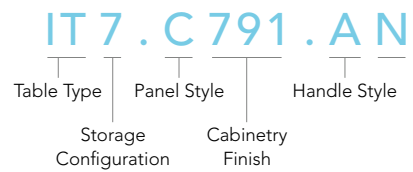
Back to Contents

Synthesis® Fixed-Height Island Tables

Available in both Cove (C) and Renew (R) door styles.

Select your cabinet color finishes on page 160.

Custom configurations are available upon request. Please contact your Midmark Portfolio Manager for more information on the right configuration for your hospital.



IT1.CXXX.AN	44", (3) 4" Drawer, 8" Drawer, 4" Drawer, RH Door	\$3,269.00
IT1.RXXX.AN	44", (3) 4" Drawer, 8" Drawer, 4" Drawer, RH Door	\$3,511.00
	Thermofoil Metallic upcharge	\$112.00



IT1.C791.AN

IT2.CXXX.AN	44", 4" Drawer, LH Door, (3) 4" Drawer, 8" Drawer,	\$3,269.00
IT2.RXXX.AN	44", 4" Drawer, LH Door, (3) 4" Drawer, 8" Drawer,	\$3,511.00
	Thermofoil Metallic upcharge	\$112.00



IT2.C804.AN

IT3.CXXX.AN	44", (3) 4" Drawer, 8" Drawer, RH Door	\$2,931.00
IT3.RXXX.AN	44", (3) 4" Drawer, 8" Drawer, RH Door	\$3,130.00
	Thermofoil Metallic upcharge	\$112.00



IT3.C807.AN

IT4.CXXX.AN	44", LH Door, (3) 4" Drawer, 8" Drawer	\$2,931.00
IT4.RXXX.AN	44", LH Door, (3) 4" Drawer, 8" Drawer	\$3,130.00
	Thermofoil Metallic upcharge	\$112.00



IT4.C806.AN



Scan QR Code for additional options

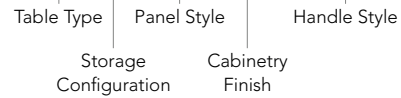
Synthesis® Fixed-Height Island Tables

Available in both Cove (C) and Renew (R) door styles.

Select your cabinet color finishes on page 160.

Custom configurations are available upon request. Please contact your Midmark Portfolio Manager for more information on the right configuration for your hospital.

IT 7 . C 791 . A N



- IT5.CXXX.AN 44", (3) 4" Drawer, 8" Drawer, (3) 4" Drawer, 8" Drawer \$4,114.00
- IT5.RXXX.AN 44", (3) 4" Drawer, 8" Drawer, (3) 4" Drawer, 8" Drawer \$4,454.00
- Thermofoil Metallic upcharge \$112.00



IT5.R312.AN

- IT6.CXXX.AN 59", (3) 4" Drawer, 8" Drawer, LH Door w/Trash Drop, 4" Drawer, RH Door \$3,750.00
- IT6.RXXX.AN 59", (3) 4" Drawer, 8" Drawer, LH Door w/Trash Drop, 4" Drawer, RH Door \$3,967.00
- Thermofoil Metallic upcharge \$126.00



IT6.C791.AN

- IT7.CXXX.AN 59", LH Door w/Trash Drop, (3) 4" Drawer, 8" Drawer, RH Door \$3,540.00
- IT7.RXXX.AN 59", LH Door w/Trash Drop, (3) 4" Drawer, 8" Drawer, RH Door \$3,733.00
- Thermofoil Metallic upcharge \$126.00



IT7.C807.AN

- IT8.CXXX.AN 59", (3) 4" Drawer, 8" Drawer, (3) 4" Drawer, 8" Drawer, RH Door w/Trash Drop \$4,621.00
- IT8.RXXX.AN 59", (3) 4" Drawer, 8" Drawer, (3) 4" Drawer, 8" Drawer, RH Door w/Trash Drop \$4,943.00
- Thermofoil Metallic upcharge \$126.00



IT8.C804.AN



Scan QR Code for additional options

Tables, Tubs + Sinks

NOTE: For ordering information or to ask about part number items shown above, contact us at **1.844.856.1236 Versailles location.**

[Back to Contents](#)

Synthesis® Fixed-Height Wet Tables

Available in both Cove (C) and Renew (R) door styles.

Select your cabinet color finishes on page 160.

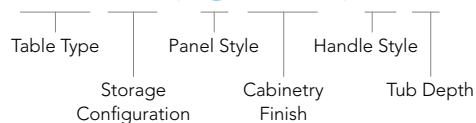
Wet Tables feature an open-end design simplifying plumbing integration (closed-end option available).

Open-end design is standard. Closed-end option is available.

Tub Depths: D = Deep 5" S = Shallow 3"

Custom configurations are available upon request. Please contact your Midmark Portfolio Manager for more information on the right configuration for your hospital.

WT 12 . C 791 . A D



WT12.CXXX.AD 48", With 18" Overhang, With Faucet + Sprayer, RH Door, (4) 4" Drawer \$4,621.00

WT12.RXXX.AD 48", With 18" Overhang, With Faucet + Sprayer, RH Door, (4) 4" Drawer \$4,762.00

Thermofoil Metallic upcharge \$153.00

WT12.CXXX.AS 48", With 18" Overhang, With Faucet + Sprayer, RH Door, (3) 4" Drawer, 8" Drawer \$4,809.00

WT12.RXXX.AS 48", With 18" Overhang, With Faucet + Sprayer, RH Door, (3) 4" Drawer, 8" Drawer \$4,953.00

Thermofoil Metallic upcharge \$125.00



Shown with 3" Shallow Tub

WT12.R312.AS

WT22.Cxxx.AD 48", LH With 18" Overhang, With Faucet + Sprayer, LH Door, (4) 4" Drawer \$4,621.00

WT22.Rxxx.AD 48", LH With 18" Overhang, With Faucet + Sprayer, LH Door, (4) 4" Drawer \$4,762.00

Thermofoil Metallic upcharge \$153.00

WT22.Cxxx.AS 48", LH With 18" Overhang, With Faucet + Sprayer, LH Door, (3) 4" Drawer, 8" Drawer \$4,809.00

WT22.Rxxx.AS 48", LH With 18" Overhang, With Faucet + Sprayer, LH Door, (3) 4" Drawer, 8" Drawer \$4,953.00

Thermofoil Metallic upcharge \$125.00



WT22.C807.AD



Scan QR Code for additional options

Synthesis® Fixed-Height Wet Tables

Available in both Cove (C) and Renew (R) door styles.

Select your cabinet color finishes on page 160.

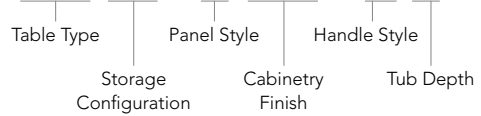
Wet Tables feature an open-end design simplifying plumbing integration (closed-end option available).

Open-end design is standard. Closed-end option is available.

Tub Depths: D = Deep 5" S = Shallow 3"

Custom configurations are available upon request. Please contact your Midmark Portfolio Manager for more information on the right configuration for your hospital.

WT 32 . C 791 . A D



WT32.CXXX.AD	48", RH With 18" Overhang, With Faucet + Sprayer, RH Door, (2) 4" Drawer, 8" Drawer	\$4,320.00
WT32.RXXX.AD	48", RH With 18" Overhang, With Faucet + Sprayer, RH Door, (2) 4" Drawer, 8" Drawer	\$4,437.00
	Thermofoil Metallic upcharge	\$153.00
WT32.CXXX.AS	48", RH With 18" Overhang, With Faucet + Sprayer, RH Door, 4" Drawer, (2) 8" Drawer	\$4,508.00
WT32.RXXX.AS	48", RH With 18" Overhang, With Faucet + Sprayer, RH Door, 4" Drawer, (2) 8" Drawer	\$4,628.00
	Thermofoil Metallic upcharge	\$125.00



WT32.C804.AD

WT42.CXXX.AD	48", LH With 18" Overhang, With Faucet + Sprayer, LH Door, (2) 4" Drawer, 8" Drawer	\$4,320.00
WT42.RXXX.AD	48", LH With 18" Overhang, With Faucet + Sprayer, LH Door, (2) 4" Drawer, 8" Drawer	\$4,437.00
	Thermofoil Metallic upcharge	\$153.00
WT42.CXXX.AS	48", LH With 18" Overhang, With Faucet + Sprayer, LH Door, 4" Drawer, (2) 8" Drawer	\$4,508.00
WT42.RXXX.AS	48", LH With 18" Overhang, With Faucet + Sprayer, LH Door, 4" Drawer, (2) 8" Drawer	\$4,628.00
	Thermofoil Metallic upcharge	\$125.00



WT42.C791.AD



Scan QR Code for additional options

NOTE: For ordering information or to ask about part number items shown above, contact us at **1.844.856.1236 Versailles location.**

[Back to Contents](#)

Synthesis® Fixed-Height Wet Tables

Available in both Cove (C) and Renew (R) door styles.

Select your cabinet color finishes on page 160.

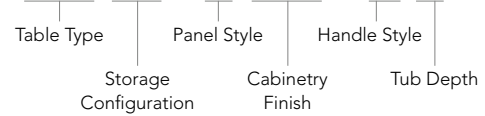
Wet Tables feature an open-end design simplifying plumbing integration (closed-end option available).

Open-end design is standard. Closed-end option is available.

Tub Depths: D = Deep 5" S = Shallow 3"

Custom configurations are available upon request. Please contact your Midmark Portfolio Manager for more information on the right configuration for your hospital.

WT 52 . C 791 . A D



WT52.CXXX.AD	60", With 18" Overhang, With Faucet + Sprayer, RH Door, (4) 4" Drawer	\$5,070.00
WT52.RXXX.AD	60", With 18" Overhang, With Faucet + Sprayer, RH Door, (4) 4" Drawer	\$5,274.00
	Thermofoil Metallic upcharge	\$155.00
WT52i.CXXX.AS	60", With 18" Overhang, With Faucet + Sprayer, RH Door, (3) 4" Drawer, 8" Drawer	\$5,090.00
WT52.RXXX.AS	60", With 18" Overhang, With Faucet + Sprayer, RH Door, (3) 4" Drawer, 8" Drawer	\$5,290.00
	Thermofoil Metallic upcharge	\$128.00



WT52.R312.AD

WT62.Cxxx.AD	60", LH With 18" Overhang, With Faucet + Sprayer, LH Door, (4) 4" Drawer	\$5,070.00
WT62.Rxxx.AD	60", LH With 18" Overhang, With Faucet + Sprayer, LH Door, (4) 4" Drawer	\$5,274.00
	Thermofoil Metallic upcharge	\$155.00
WT62.Cxxx.AS	60", LH With 18" Overhang, With Faucet + Sprayer, LH Door, (3) 4" Drawer, 8" Drawer	\$5,090.00
WT62.Rxxx.AS	60", LH With 18" Overhang, With Faucet + Sprayer, LH Door, (3) 4" Drawer, 8" Drawer	\$5,290.00
	Thermofoil Metallic upcharge	\$128.00



Shown with 3" Shallow Tub

WT62.C807.AS



Scan QR Code for additional options

Synthesis® Fixed-Height Wet Tables

Available in both Cove (C) and Renew (R) door styles.

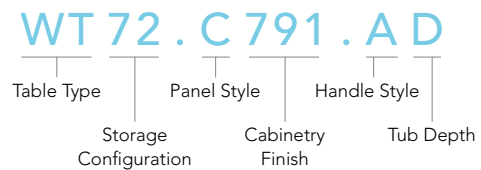
Select your cabinet color finishes on page 160.

Wet Tables feature an open-end design simplifying plumbing integration (closed-end option available).

Open-end design is standard. Closed-end option is available.

Tub Depths: D = Deep 5" S = Shallow 3"

Custom configurations are available upon request. Please contact your Midmark Portfolio Manager for more information on the right configuration for your hospital.



WT72.CXXX.AD	60", RH With 18" Overhang, With Faucet + Sprayer, RH Door, (2) 4" Drawer, 8" Drawer	\$4,783.00
WT72.RXXX.AD	60", RH With 18" Overhang, With Faucet + Sprayer, RH Door, (2) 4" Drawer, 8" Drawer	\$4,937.00
	Thermofoil Metallic upcharge	\$155.00

NOTE: Not available in Shallow Tub Depth



WT72.C804.AD

WT82.CXXX.AD	60", LH With 18" Overhang, With Faucet + Sprayer, LH Door, (2) 4" Drawer, 8" Drawer	\$4,783.00
WT82.RXXX.AD	60", LH With 18" Overhang, With Faucet + Sprayer, LH Door, (2) 4" Drawer, 8" Drawer	\$4,937.00
	Thermofoil Metallic upcharge	\$155.00

NOTE: Not available in Shallow Tub Depth



WT82.C791.AD

Wet Table Accessories

9A583000	Stainless Steel Grate Cover – 48"	\$327.00
9A583001	Stainless Steel Grate Cover – 60"	\$366.00
016-1300-00	Gooseneck Faucet	\$463.00
014-0637-00	Spray Assembly	\$434.00



Scan QR Code for additional options

NOTE: For ordering information or to ask about part number items shown above, contact us at **1.844.856.1236 Versailles location.**

[Back to Contents](#)

Stainless Steel Tables

Stainless Steel Cut-Away Exam Table with 3 Drawers and 1 Door

109-7318-11	48"L, SS Top, Cut-Away Cabinet, 3 Drw, 1 Door, Right Hand	\$3,761.00
109-7318-12	48"L, SS Top, Cut-Away Cabinet, 3 Drw, 1 Door, Left Hand	\$3,761.00
109-7418-11	60"L, SS Top, Cut-Away Cabinet, 3 Drw, 1 Door, Right Hand	\$3,831.00
109-7418-12	60"L, SS Top, Cut-Away Cabinet, 3 Drw, 1 Door, Left Hand	\$3,831.00



Height: 36", Depth: 24", Length: 60" or 48"

Stainless Steel Cut-Away Exam Table with 2 Doors

109-7317-11	48"L, SS Top, Cut-Away Cabinet, 2 Doors, Right Hand	\$3,134.00
109-7317-12	48"L, SS Top, Cut-Away Cabinet, 2 Doors, Left Hand	\$3,134.00
109-7417-11	60"L, SS Top, Cut-Away Cabinet, 2 Door, Right Hand	\$3,210.00
109-7417-12	60"L, SS Top, Cut-Away Cabinet, 2 Door, Left Hand	\$3,210.00



Height: 36", Depth: 24", Length: 60" or 48"

Stainless Steel Treatment Table

- Optional 12" x 16" x 4" deep 20-gauge stainless steel drawer may be opened from either side
- Offered on legs with adjustable glide feet or on locking casters
- Treatment surface size: 22" x 44"

101-4640-90	On Legs Without Drawer	\$713.00
101-4640-95	On Legs With Drawer	\$849.00
101-4640-80	On Casters Without Drawer	\$820.00
101-4640-85	On Casters With Drawer	\$963.00



Height 36", Width: 22", Length: 44"



Scan QR Code for additional options

Stainless Steel Wet Treatment Tables

- All stainless steel wet treatment tables include full stainless steel racks and strainer assembly
- 18-gauge, 304 stainless steel
- Full-capacity removable drawers
- Medical-grade handles
- Stainless steel hinges and latches

Stainless Steel Cut-Away Wet/Prep Table with 5" Deep Tub, 3 Drawers and 1 Door

109-7328-11	48" L, 5" D SS Tub, Cut-Away Cabinet, 3 Drw, 1 Door, Right Hand	\$4,682.00
109-7328-12	48" L, 5" D SS Tub, Cut-Away Cabinet, 3 Drw, 1 Door, Left Hand	\$4,682.00
109-7428-11	60" L, 5" D Tub W/SS Cut-Away Cab, 3 Drw, 1 Door, Right Hand	\$4,773.00
109-7428-12	60" L, 5" D Tub W/SS Cut-Away Cab, 3 Drw, 1 Door, Left Hand	\$4,773.00



Stainless Steel Cut-Away Wet/Prep Table with 5" Deep Tub, 3 Drawers and 1 Door

Faucets are sold separately, see page 182-183 for options

Stainless Steel Cut-Away Wet/Prep Table with Choice of Tub, 2 Doors

5"/17" Split Level Tub

109-7367-11	48" L, 5/17" D, Tub W/SS Cut-Away Cab, 2 Door, Right Hand	\$4,263.00
109-7367-12	48" L, 5/17" D, Tub W/SS Cut-Away Cab, 2 Door, Left Hand	\$4,263.00
109-7467-11	60" L, 5/17" D, Tub W/SS Cut-Away Cab, 2 Door, Right Hand	\$4,379.00
109-7467-12	60" L, 5/17" D, Tub W/SS Cut-Away Cab, 2 Door, Left Hand	\$4,379.00

5" Deep Tub

109-7327-11	48" 5" D Tub W/SS Cut-away Cab, 2 door, Right Hand	\$4,101.00
109-7327-12	48" 5" D Tub W/SS Cut-away Cab, 2 door, Left Hand	\$4,101.00
109-7427-11	60" L, 5" D Tub W/SS Cut-Away Cab, 2 Door, Right Hand	\$4,209.00
109-7427-12	60" L, 5" D Tub W/SS Cut-Away Cab, 2 Door, Left Hand	\$4,209.00



Stainless Steel Cut-Away Wet/Prep Table with Choice of Tub, 2 Doors

Faucets are sold separately, see page 182-183 for options



Scan QR Code for additional options

Lift Tables

CM Dry Exam Lift Table

The CM Exam Lift Table is height adjustable from the floor up to a maximum height of 44", giving it the greatest range of motion on the market. The CM Exam Lift Table has quality features designed to create greater efficiency in your practice:

- Table lowers to within 9.5" of the floor and rises to 44" high
- 300 lb load capacity
- Perpendicular design supports better eye contact with clients while providing unrestricted access to both sides of the table.
- Only the tabletop moves, unlike other units where the tabletop and back move as one piece, so the scale weight display remains at eye level no matter the position of the table.
- Table can be raised or lowered from either side via a toggle switch or by using the convenient foot pedal.
- 115V AC, 60 Hz, 10 AMP
- 55-1/2"L x 25-1/2"W x 60"H

CMWO CM Dry Lift Table without Scale \$9,560.00

CMWS CM Dry Lift Table with Scale \$11,068.00



This product has limited availability outside of the US. For confirmation, please contact Midmark Customer Experience.



CM Wet Dental/Treatment Lift Table

The CM Wet Dental/Treatment Lift Table is an adjustable height lift table with a wet treatment tub. The table is designed to eliminate lifting to the treatment table and to allow for a variety of operator positions. The tabletop lowers to within 9.5" of the floor and rises to 44" high. The shallow wet tub is excellent for all treatment and dental procedures. The conveniently located, temperature-controlled, ultra-light 8-ft sprayer extends beyond the table length for complete coverage and easy cleaning. The removable hair trap and easy-clean drain make maintenance a breeze. Connections provide for easy installation to hot and cold water and drain. Available in both 45" and 60" tables.

- Load capacity is 300 lb
- Freestanding, requires no bolting to floor or wall, and is completely finished including the back
- Fully assembled and ready for hook-up and immediate use
- Completely sealed units ensure a remarkably quiet actuator operation and require no internal maintenance
- 115V AC, 60 Hz, 10 AMP
- 45" Model is 62"L x 30"W x 60"H
- 60" Model is 77"L x 30"W x 60"H



This product has limited availability outside of the US. For confirmation, please contact Midmark Customer Experience.



4" Filler Grate



Grate Cover

CMDT-45	CM Wet Table, 45" without Scale	\$14,216.00
CMDT-60	CM Wet Table, 60" without Scale	\$14,216.00
CMDT-WS-45	CM Wet Table, 45" with Scale	\$16,926.00
CMDT-WS-60	CM Wet Table, 60" with Scale	\$16,926.00
CMDT-GC-45	Grate Cover, 45"	\$348.00
CMDT-GC-60	Grate Cover, 60"	\$348.00
002-1486-00	4" Filler Grate	\$245.00



Note: CM Table shown with Midmark Anesthesia Mount and Midmark VMS®

Mobile Lift Table

The Mobile Lift Table can be placed where you need it most, offering the utmost flexibility within your facility. Ergonomically designed to support safety and care team convenience, it's an ideal table for a variety of clinical care situations.

- Adjustable height from a low of 14 1/4" to a maximum of 36 1/4"
- 20" W x 44 1/2" L work surface featuring a raised marine edge that prevents fluids from running off
- Protect staff hips and ankles with rounded corners on tabletop and base
- Hands-free foot switch quietly lifts tabletop for proper ergonomic positioning
- Rechargeable battery power allows the table to be used without being plugged in and lasts up to two weeks with normal use
- Conveniently located built-in battery charger under the tabletop improves connectivity and cleanability
- Enhanced table stability with tube-frame construction and a 30 3/4" base
- Smooth and easy mobility with corrosion-resistant nylon locking casters
- Restrain restless patients with tie-down cleats
- Patient weight capacity: 200 lb
- Enhance workflow with optional K9-W8 scale

903-3120-04 Mobile Lift Table without Scale \$5,383.00

903-3120-05 Mobile Lift Table with Scale \$6,403.00



Enhance Safety with Rounded Corners and Quick-release Restraint Cleats



CoJack® Multi-Purpose Table

All your patient lifting, exam, transport and surgical procedures in one table. The CoJack® Multi-Purpose Table gives more than just years of service. It offers the budget conscious the opportunity to own a sturdy table that can lift, tilt and transport without the clutter of numerous tables that serve just one function.

- 60" L x 22" W Stainless Steel table top with raised edge to channel fluids to drain opening
- Top raises from 14" to 40" with a 60° tilt capability
- Four sliding tie-down restraints
- Four corrosion resistant, 360° swivel and total locking casters with non-marring polyurethane wheels
- Lift/Tilt rocker switch selection is activated by a foot pedal
- Rechargeable 24-volt actuator system lifts up to 250lb

903-3130-00 CoJack® Multi-Purpose Table \$10,184.00

903-3130-01 CoJack® Multi-Purpose Table without tilt \$6,868.00



Scan QR Code for additional options



Stainless Steel Lift Tables

- Lifts large animals easily and quietly—powerful electric motor and dual screw-gear column. Quiet, smooth adjustment for less patient anxiety.
- Restraint system with tie-down rails and restraint cleats located on both the left and right side of the table
- Clean, safe clinic appearance—column requires no maintenance and is covered by a full 1-year limited warranty. Baked-on corrosion-resistant base finish
- Tables may be stopped at any position with a full 31 1/2" range of height adjustment per model
- Patient weight capacity: 225 lb
- Available with built-in scale for weighing at the time of exam
- Limited availability outside of US



Tapered Electric Lift Table
Width: 44", Depth: 22"

Tapered Electric Lift Table

- Height adjusts: 8 1/2" to 40" without scale, 9 1/2" to 41" with scale

101-5640-01	Electric Lift Exam Table / Hand Control	\$6,294.00
101-5640-07	Electric Lift Exam Table / Foot Control	\$6,294.00
110-3210-00	Electric Lift Exam Table with Scale / Hand Control	\$7,968.00
110-3210-01	Electric Lift Exam Table with Scale / Foot Control	\$7,968.00

Fold-up Lift Table

- Height adjusts: 7 1/2" to 39" off floor
- 22"x 44" Stainless steel top

101-5640-31	Lift Table with Hand Control	\$7,186.00
101-5640-37	Lift Table with Foot Control	\$7,186.00
110-3310-10	Lift Table with Scale and Hand Control	\$8,853.00
110-3310-21	Lift Table with Scale and Foot Control	\$8,853.00



Fold-up Lift Table
Width: 44", Depth: 22"



Hand Control



Foot Control



Scan QR Code for additional options

Folding Exam Tables

Fold-up Wall Mount Exam Table

- 4" from wall when folded to the "up" position
- Patient weight capacity: 150 lb

101-2640-00 44" Length, Stainless Steel Top \$1,571.00

171-2940-00 38" Length, Stainless Steel Top \$1,605.00



Stationary Wall Mount Exam Table

- Spacious 22" x 44" work surface
- Patient weight capacity: 150 lb
- 1-1/8" thick inner board for a solid, quiet working surface
- 20-gauge stainless steel top with raised anti-drip edges
- Optional 12" x 16" x 4" 20-gauge stainless steel drawer may be opened from either side

101-1640-00 Stainless Steel Top, No Drawer \$684.00

101-1640-05 Stainless Steel Top, with Drawer \$796.00



Shown with Optional Drawer



Scan QR Code for additional options

Fold-down Table

The unique fold-down design of our wall-mounted folding exam table features a stationary stainless steel work surface perfect for charts, instruments and client education materials. Plus, a special "gas-assist" lifting mechanism makes raising and lowering the table a breeze. Midmark tables are designed to enhance your workflow and make you, your patients and clients as comfortable as possible.

- 42"L (16" folded down) x 24"W
- Patient weight capacity: 125 lb

8012-00-001	Fold Down Exam Table	\$1,622.00
9A549001	Traction Mat Accessory	\$175.00

Note: Optional mounting bracket (002-1692-00, \$585.00, sold separately) or additional backing structure may be required for steel stud applications.



Scan QR Code for additional options

Surgery Tables

Midmark® Surgery Tables offer the versatility of either V-top or flat top with heated or non-heated work surfaces and electric or hydraulic patient positioning. The low-profile weighted base allows you to get close to the work surface while either standing or sitting. The one-hand fingertip control easily adjusts side panels and table top via pneumatic cylinders to adjust your patient as needed, 20" width and available in 50" or 60" lengths.

V-Top Surgery Tables

V-Top Surgery Table with Adjustable Electric Column

- Self-contained electric column
(Column is covered by full 2-year limited warranty)
- Height adjustable from 29 1/2" to 41 1/2"
- Electric lift column quietly and smoothly raises and lowers
- Optional heated top
- Available accessories: rail extensions to accommodate larger animals and casters for easy mobility

100-3041-21	50" With Heated Top	\$5,465.00
100-3041-01	50" Without Heated Top	\$4,662.00
100-3071-21	60" With Heated Top	\$5,856.00
100-3071-01	60" Without Heated Top	\$4,825.00

V-Top Surgery Table with Adjustable Hydraulic Column

- Self-contained hydraulic column
- Height adjustable from 33 1/2" to 39 1/2"
- Optional heated top
- Available accessories: rail extensions to accommodate larger animals and casters for easy mobility

100-4041-21	50" With Heated Top	\$5,433.00
100-4041-00	50" Without Heated Top	\$4,635.00
100-4071-21	60" With Heated Top	\$5,853.00
100-4071-00	60" Without Heated Top	\$4,787.00



Scan QR Code for additional options



Width: 20", Length: 50" or 60", Base: 18" x 24"

This product has limited availability outside of the US. For confirmation, please contact Midmark Customer Experience.



Width: 20", Length: 50" or 60", Base: 18" x 24"

This product has limited availability outside of the US. For confirmation, please contact Midmark Customer Experience.

Dental/Surgery Flat-Top Tables

The Midmark Dental/Surgery Flat-Top Table offers unencumbered access to the patient during dental and surgical procedures. With an integrated drainage basin and fluid receptacle, no plumbing installation is needed, making it a great alternative to a full wet table.

Enhanced ergonomic and hygienic features promote an optimal care environment for patients and caregivers.

- Durable, removable metal grate for easier cleaning and less down-time.
- Built-in drainage basin helps ensure fluids efficiently drain away from patient.
- Raised marine edge prevents fluids from dripping onto the floor.

Dental/Surgery Flat-Top Table with Adjustable Electric Column

- Self-contained electric column requires no maintenance (Column is covered by full 2-year limited warranty)
- Full 12" range of height adjustment
- Optional heated top
- Slotted Drainage Grate 5.75"x17.5"
- Removable Fluid Receptacle 96 oz. at Zero tilt

100-2093-00	50" With Heated Top	\$4,784.00
100-2094-00	50" Without Heated Top	\$3,846.00
100-2091-00	60" With Heated Top	\$5,194.00
100-2092-00	60" Without Heated Top	\$4,040.00



This product has limited availability outside of the US. For confirmation, please contact Midmark Customer Experience.

Dental/Surgery Flat-Top Table with Adjustable Hydraulic Column

- Self-contained hydraulic column requires no maintenance
- Convenient 6" up and down height adjustment
- Optional heated top
- Slotted Drainage Grate 5.75"x17.5"
- Removable Fluid Receptacle 96 oz. at Zero tilt

100-2097-00	50" With Heated Top	\$4,671.00
100-2098-00	50" Without Heated Top	\$3,751.00
100-2095-00	60" With Heated Top	\$4,865.00
100-2096-00	60" Without Heated Top	\$3,934.00



This product has limited availability outside of the US. For confirmation, please contact Midmark Customer Experience.



Scan QR Code for additional options

Surgery Table Accessories

Stat-Mats™ Prep/Exam Pad

Provides conductive warmth and cushioned comfort for animals during short or long procedures.

- A beneficial and cost effective solution that addresses the concern of patient heat loss in the veterinary clinic or animal hospital.
- Constructed from high-quality insulating materials, Stat-Mats™ prevent body heat loss that occurs from contact with cold surfaces.
- Closed cell foam and polyurethane coating provide a durable, long lasting surface that does not break down and is moisture resistant.
- Seamless coating means no bacteria build-up and easy cleaning.
- Waterproof and stain resistant.

803.0200.00	20"W x 44"L x 1"H, 8 lb	\$706.00
803.0201.00	20"W x 44"L x ½"H, 8 lb	\$581.00
803.0202.00	20"W x 30"L x 1"H, 6 lb	\$509.00
803.0203.00	15"W x 50"L x 1"H, 7 lb	\$659.00
803.0204.00	40"W x 15"L x 1" H , 7lb	\$497.00
803.0205.00	V-Top; 2-Piece, 5 lb 1"H x 7" W x 54" L / 1" H x 8" W x 54" L	\$756.00



Collection Pail

Superior to plastic for cleaning and sanitation. Caster Base makes it exceptionally stable.

- 12½ quart 100% seamless Stainless Steel pail.
- Pail nests into a frame made from 1/8" thick x 1" high Stainless Steel band.
- Four 2" hard rubber casters allow the pail/frame to be easily moved.
- Outer frame is wrapped with a heavy duty conductive rubber bumper that offers protection to other equipment and the pail itself.

904.9001.01	Pail with Caster Base, 9 lb	\$439.00
190.9000.04	Pail only, 6 lb	\$84.00



Caster Sets

200-3041-34	Caster Set - Plate, 4 Locking For Surgery Tables (Oct 2018–Present)	\$139.00
-------------	---------------------------------------------------------------------	----------

IV Rod

200-3041-09	IV Rod Assembly Kit For Surgery Tables	\$164.00
-------------	----------------------------------------	----------

Rail Extension Kit

200-3041-01	Rail Extension Set, w/ Cleats For 50" Surgery Tables ONLY	\$257.00
-------------	-----------------------------------------------------------	----------



Prep + Utility Tables

Mobile Instrument Table

Keep your instruments within reach with this stand that slides easily over all standard small animal surgery tables.

Shor-Line tables are designed for animal use only.

- Table measures a full 33" between legs
- Handle adjustments tabletop height from 40" to 53"
- 4" casters provide infinite maneuverability and are equipped with locking brakes
- Specs: Work surface 23"W to 40"L, 86 lb

903.2003.00 Mobile Instrument Table \$3,243.00



Mayo Stand

Compact size, but large enough to accommodate instruments or supplies during more procedures.

Shor-Line tables are designed for animal use only.

- Slide extension posts support height adjustments from 34" to 53"H
- Ergonomically designed handles make adjustments simple
- Legs and base are constructed of 1" chrome-plated steel tubing
- Black hard rubber casters allow for easy transport
- Specs: Removeable stainless steel tray 12 1/2"W x 19"L x 3/4"D, 19 lb

803.0010.00 Mayo Stand \$336.00



Tubs

Wet Prep/Treatment Tubs

- Solid 18-gauge stainless steel construction in 48" or 60" length
- Strainer basket included and recessed stainless steel rack system included
- Racks rest on lip inside tub for a flush work surface with no hooks hanging over to snag clothing
- Maximum support prevents sagging
- Drop-in Wet/Prep Tubs are designed for use with your existing or custom cabinetry
- Tubs on legs feature feet with pre-attached mounting plates to secure the tub easily to the floor with no need for additional sockets or straps

1) 5" Deep Cut-Away Tub

Tub on Legs

105-0420-00 60" Long \$2,272.00

105-0320-00 48" Long \$2,044.00

Drop-in Tub

105-1420-00 60" Long \$1,863.00

105-1320-00 48" Long \$1,630.00

2) 17" Deep Tub

Tub on Legs

105-0430-00 60" Long \$2,575.00

105-0330-00 48" Long \$2,345.00

Drop-in Tub

105-1430-00 60" Long \$2,166.00

105-1330-00 48" Long \$1,937.00

3) 5"/17" Split Level Cut-Away Tub

Tub on Legs

105-0460-00 60" Long \$2,781.00

105-0360-00 48" Long \$2,548.00

Drop-in Tub

105-1460-00 60" Long \$2,371.00

105-1360-00 48" Long \$2,142.00



Scan QR Code for additional options



Faucets sold separately, see page 182-183



ACCESSORIES

Stainless Steel Exam Top Insert

205-1423-01 Stainless Steel Exam Top Insert for 60" Tub \$228.00

205-1323-01 Stainless Steel Exam Top Insert for 48" Tub \$218.00

Stainless Steel Full-Length Recessed Racks with Border Wire

205-1423-06 Stainless Steel Full-Length Recessed Racks For 60" Tubs \$233.00

205-1323-06 Stainless Steel Full-Length Recessed Racks For 48" Tubs \$192.00



Sinks + Faucets

Surgeon's Scrub Sinks

- Durable 16-gauge stainless steel construction
- Wall mounting bracket included
- Faucet options available

Single Surgeon's Scrub Sink

Outside: 31" wide x 23 1/2" deep x 16 1/2" tall with back splash
Inside: 28" wide x 20" deep x 10 1/2" tall

106-1133-10 Single Surgeon's Scrub Sink \$1,300.00

Double Surgeon's Scrub Sink

Outside: 43" wide x 23 1/2" deep x 16 1/2" tall with back splash
Inside: 40" wide x 20" deep x 10 1/2" tall

106-2133-10 Double Surgeon's Scrub Sink \$1,805.00



Faucets

Infrared Faucet and Mixing Valve

107-5292-02 Infrared Faucet and Thermostatic Mixing Valve \$1,326.00



Gooseneck Faucet

107-4292-00 Gooseneck Faucet \$222.00

Valves

1) Double Pedal Valve

107-3292-00 Double Pedal Valve \$664.00

2) Knee Action Faucet Valve

107-2292-00 Knee Action Faucet Valve \$1,632.00

3) Foot Action Faucet Valve

107-3392-00 Foot Action Faucet Valve \$517.00



Scan QR Code for additional options

NOTE: For ordering information or to ask about part number items shown above, contact us at 1.844.856.1236, Carthage location.

[Back to Contents](#)

Faucets

Faucets mount on standard 8" centers.

Single Lever Faucet with 84" Sprayer Hose*

107-0112-00	Single Lever Faucet and 84" Sprayer Hose	\$350.00
107-9093-06	Replacement 84" Hose	\$150.00



*Sprayer head is now all chrome, not black

Gooseneck Swivel Sink Faucet, Deck Mounted with 84" Sprayer Hose*

107-4112-01	Gooseneck Swivel Sink Faucet, Deck Mounted with 84" Sprayer Hose	\$556.00
-------------	------------------------------------------------------------------	----------



Gooseneck Faucet with Heavy Duty Angled Sprayer

107-4112-02	Gooseneck Faucet, Heavy-Duty Angled Sprayer	\$808.00
-------------	---------------------------------------------	----------



Spray Unit with 72" Stainless Steel Hose

- Attaches to standard 1/2" IPS pipe thread
- Spray unit may be held in the "on" position with handle control ring that is included with each sprayer
- Spray unit has squeeze handle valve that automatically stops water flow when not depressed
- Available with straight or angled sprayer

107-9091-02	Straight Sprayer	\$416.00
107-9091-03	Angled Sprayer	\$458.00



Whether a new build or renovation, let Midmark help you design better care.



NOTE: For ordering information or to ask about part number items shown above, contact us at 1.844.856.1236, Kansas City location.

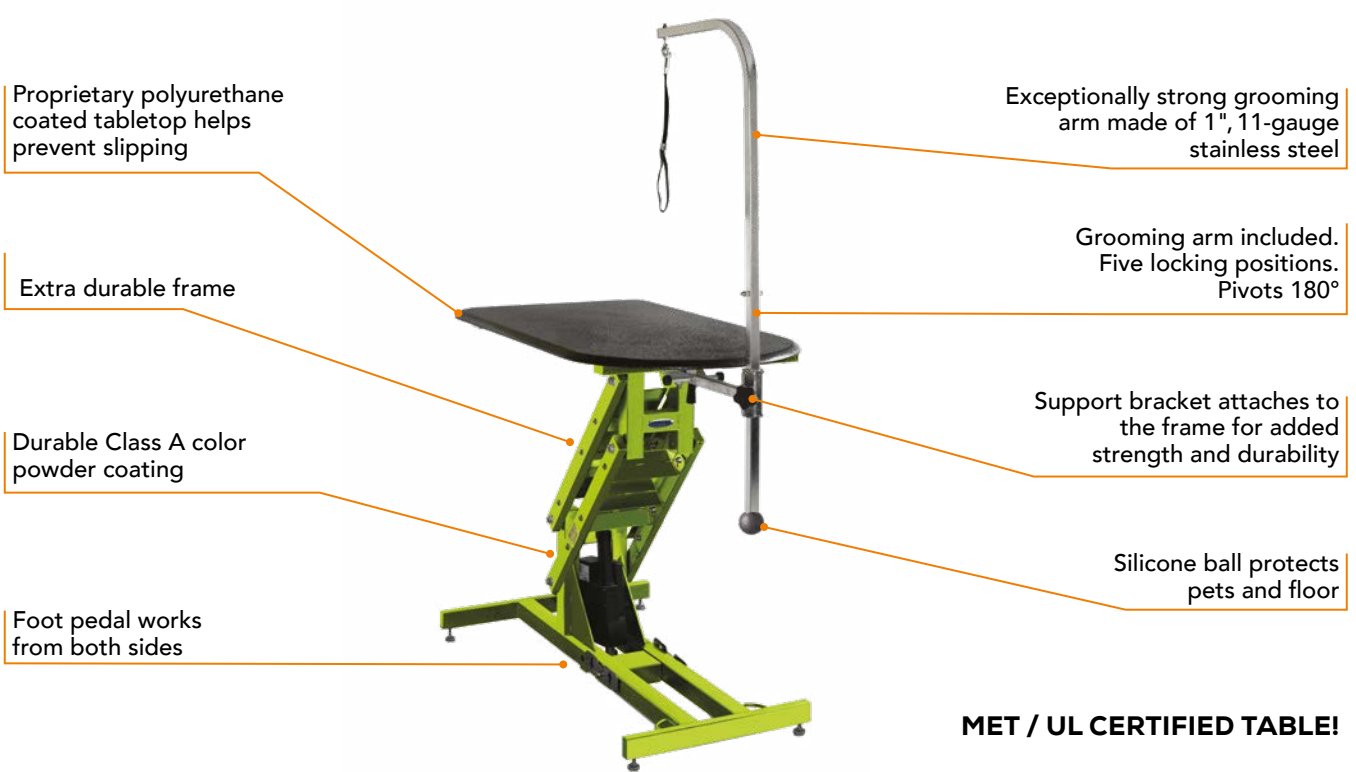
[Back to Contents](#)

Grooming

Our grooming tables are designed with premium features and built to last. The grooming tub line delivers durable and dependable options, from the exceptional Elite Grooming Tub to the Small Animal Bathing Tub.



Anatomy Of A Grooming Table



Big Top™ Grooming Table

Designed with an oversized tabletop and enhanced ergonomic features, the Big Top Grooming Table allows you to lift your clients on a secure, coated tabletop. The pivoting grooming arm is highly adjustable, enabling you to work more comfortably.

Tables are designed for animal use only.

- Pivoting grooming arm travels 180° around the end of the table. The arm locks into five positions horizontally, any position between 22" and 39" vertically and the loop hook has six position choices.
- Proprietary polyurethane coated tabletop provides a secure and comfortable surface for the pet. Plus, it's durable and easy-to-clean.
- Smooth and quiet lifting system can be operated from both sides of the table.
- Silicone ball at end of arm protects pets and prevents floor damage.
- Other features include: leveling legs; powder coated heavy-gauge steel construction; actuator lifts up to 200 lb from 20" to 41" high and new, super-sized 48" L x 26" W tabletop.
- This table is MET / UL certified.

903.3220.53	Electric Lift, Plum	\$2,293.00
903.3220.55	Electric Lift, Green	\$2,293.00
903.3220.57	Electric Lift, Orange	\$2,293.00
903.3220.59	Electric Lift, Pink	\$2,293.00
903.3220.61	Electric Lift, Silver Vein	\$2,293.00
903.3220.63	Electric Lift, Blue	\$2,293.00
903.3220.65	Hydraulic Lift, Plum	\$2,115.00
903.3220.66	Hydraulic Lift, Green	\$2,115.00
903.3220.67	Hydraulic Lift, Orange	\$2,115.00
903.3220.68	Hydraulic Lift, Pink	\$2,115.00
903.3220.69	Hydraulic Lift, Silver Vein	\$2,115.00
903.3220.70	Hydraulic Lift, Blue	\$2,115.00



Colors Available



NOTE: For ordering information or to ask about part number items shown above, contact us at 1.844.856.1236, Kansas City location.

[Back to Contents](#)

Elite Grooming Table

Designed with enhanced ergonomic features, the Elite Grooming Tables allows you to more easily lift your clients on a secure, coated tabletop. The pivoting grooming arm is highly adjustable, enabling you to work more comfortably.

Tables are designed for animal use only.

- Pivoting grooming arm travels 180° around the end of the table.
- The arm locks into five positions horizontally, any position between 22" and 39" vertically. The loop hook has six position choices. All features allow the groomer to operate the table efficiently and comfortably.
- Proprietary polyurethane coated tabletop provides a secure and comfortable surface for the pet. Plus, it's durable and easier to clean.
- You can operate our smooth and quiet lifting system from both sides of the table.
- Bright color lasts because of the powder coated, heavy-gauge steel construction.
- Silicone ball at end of grooming arm protects pets and prevents floor damage.
- The actuator lifts up to 200 lb from 20" to 41" high.
- Large 26"W x 42.44"L tabletop.
- This table is MET/ UL Certified.

903.3220.19	Electric Lift, Plum	\$2,079.00
903.3220.20	Electric Lift, Green	\$2,079.00
903.3220.21	Electric Lift, Orange	\$2,079.00
903.3220.22	Electric Lift, Pink	\$2,079.00
903.3220.10	Electric Lift, Silver Vein	\$2,079.00
903.3220.42	Electric Lift, Blue	\$2,079.00
903.3220.36	Hydraulic Lift, Plum	\$2,018.00
903.3220.37	Hydraulic Lift, Green	\$2,018.00
903.3220.38	Hydraulic Lift, Orange	\$2,018.00
903.3220.39	Hydraulic Lift, Pink	\$2,018.00
903.3220.11	Hydraulic Lift, Silver Vein	\$2,018.00
903.3220.44	Hydraulic Lift, Blue	\$2,018.00



Colors Available



Economy Grooming Table

The Economy Grooming Table is an affordable piece of grooming equipment featuring a durable, textured top and a quiet, dependable hydraulic lift. Add an optional grooming arm, and you are in business.

The Economy Grooming Table provides the same key features you love in Midmark tables, including a large table surface and an ergonomically-designed tabletop that protects your hips and hands and provides a durable lift.

- Efficient hydraulic lift works in a scissors-lift fashion.
- The durable tabletop features a large working surface that holds the pet and your smaller equipment.
- You can add an optional Economy Grooming Arm.
- All features allow the groomer to operate the table efficiently and comfortably.
- Proprietary polyurethane coated tabletop provides a secure and comfortable surface for the pet. Plus, it's durable and easy to sanitize.
- Clean white finish lasts because of the powder coated, heavy-gauge steel construction.
- Grooming Arm not included, sold separately.

903.3230.00 Economy Grooming Table - White \$1,435.00

803.3221.08 Economy Grooming Arm \$657.00



Shown with optional Economy Grooming Arm.



Optional Economy Grooming Arm attaches to the rear of the table frame in a fixed location.

Use of non-Midmark after market accessories is not recommended and could void limited warranty.

NOTE: For ordering information or to ask about part number items shown above, contact us at 1.844.856.1236, Kansas City location.

[Back to Contents](#)

All Purpose Tables

All-Purpose tables provide a great workspace for everything from drying the pet to applying the final nail polish and bows.

Delivering durable construction and a budget-friendly price, it could become your go-to table for last-minute prep.

- Beauty meets durability in this versatile table.
- The durable black tabletop features a large working surface that holds the pet and your smaller equipment.
- Proprietary polyurethane coated tabletop provides a secure and comfortable surface for the pet.
- Rounded corners are gentler on your hips.
- All features allow the groomer to work at the table efficiently and comfortably.
- Bottom bar area can be equipped with a basket or tub to hold items.
- Clean color lasts because of the powder coated, heavy-gauge steel construction.
- Table Overall Size is 42.125"W x 34.063" to 35.563"H x 26.125"D. (The legs adjust for floor imperfections.)



903.4227.00 White \$856.00

Supply Caddy

This single-opening supply caddy keeps needed supplies within easy reach.

- Constructed of durable polypropylene.
- Provides a convenient, accessible place for you to place supplies, tools and other items.
- Available in Black or Blue.

041.0017.61 Blue with Plastic Bar Mount \$51.00

041.0017.62 Blue with Table Mount \$101.00

041.0017.20 Black with Table Mount \$101.00



Scan QR Code for additional options

Ultralift Pro Version Elevating Grooming Tub

Unit includes single-lever faucet with hose and spray, stainless steel restraint hoops, small dog tray raised platform, false floor raised platform and TubSitter with 60" belly band.

- 250 lb lift capacity
- Quiet and smooth electric lift system
- Inside dimension 22" x 47" to 25" x 53" top of tub
- Outside dimension 32" x 59"
- Oil-impregnated bronze bushings (self-lubricating)
- Powder-coated steel tube frame
- Hand-laid heavy-duty fiberglass tub and surround
- 14" door height at lowest position
- Elevates from 24" to 42" at ledge/rail height
- Air-operated push button controls (up/down)
- Adjustable levelers
- Removable door
- Available in white


10010787-337 59" Ultralift Pro Elevating Grooming Tub, White \$10,872.00

10010788-337 45" Ultralift Pro, Elevating Grooming Tub, White \$10,818.00



This product has limited availability outside of the US. For confirmation, please contact Midmark Customer Experience.

Scan QR Code for additional options



NOTE: For ordering information or to ask about part number items shown above, contact us at 1.844.856.1236, Leesburg location.

[Back to Contents](#)

Elite Grooming Tub

The Elite Grooming Tub is packed with features like slip-resistant steps that enable larger grooming clients to enter and exit the tub without heavy lifting on your part. The tub's durable construction features a 1-inch square tube frame that provides added strength to the one-piece backsplash. Made of stainless steel, the tub remains stable whether it is free-standing or placed against a wall, while adjustable feet allow you to place the tub on almost any surface.

- Constructed with radiused corners along all the corners of the tub.
- 45° angles on the front edges add an element of safety and aesthetic appeal.
- Steps slide in and slide out with the touch of your foot, allowing you to keep your hands free and limit bending.
- Slip-resistant tread on steps.
- PVC coated tub floors have the option of a floor panel set upon the rails to raise the bathing platform to an ergonomic showering level.
- Door is completely removable and features the hinges that are used on our cages.
- Door latch is easy to use and constructed of the same long lasting material as our hinges.
- Sliding restraint ring design allows dogs to be turned around in the tub without detaching the safety lead.
- Removable Supply Caddy comes with 2 plugs to close unused mounting holes.
- **Includes:** Supply Caddy, 2 PVC coated tub floor panels, and restraint ring.
- Hair Trap, Drain Insert and plumbing fixtures sold separately.
- 55¼" W x 60" H x 24" D

904.0702.40 Left Hand Door, Right Hand Drain \$6,389.00

904.0702.41 Right Hand Door, Left Hand Drain \$6,389.00



OUR MOST POPULAR GROOMING TUB



Scan QR Code for additional options

Classic Grooming Tub

This basic grooming tub is filled with features. Durability comes standard with a sturdy tube frame construction strengthening the one-piece backplash. Adjustable feet make it durable whether it is freestanding or placed against a wall.

- Constructed with radiused corners along all the corners of the tub.
- 45° angles on the front edges add safety and aesthetic appeal.
- Move the included PVC coated tub floors onto the rails to raise the grooming platform and help reduce strain on your back.
- Sliding restraint ring design allows you to turn dogs around without detaching the safety lead.
- Use the Supply Caddy or remove it, using the two provided plugs.
- **Includes:** Supply Caddy, 2 PVC coated tub floor panels and restraint rings.
- 60"H x 55¼"W x 24"D
- Hair Trap, Drain Insert and plumbing fixtures sold separately.

904.0702.35 Left Hand Drain \$4,380.00

904.0702.34 Right Hand Drain \$4,380.00



Elite Grooming Shower

The Elite Grooming Shower simplifies animal bathing while providing a durable, safe bathing space. Stainless steel tube frame construction with a one-piece backplash and adjustable feet enhances the shower's strength, whether it is free-standing in your grooming area or placed against a wall.

- Constructed of durable Stainless steel and crafted with radiused corners along all the corners of the shower.
- 45° angles on the front edges add safety and aesthetic appeal.
- Sliding restraint ring design allows you to turn dogs around without detaching the safety lead.
- Use the Supply Caddy or remove it, using the two provided plugs.
- **Includes:** Supply Caddy, 2 PVC coated floor panels, and restraint rings..
- 56"W x 50½"H x 24½"D
- Hair Trap, Drain Insert and plumbing fixtures sold separately.

904.0702.32 Right Hand Drain \$4,796.00

904.0702.33 Left Hand Drain \$4,796.00



Scan QR Code for additional options

NOTE: For ordering information or to ask about part number items shown above, contact us at 1.844.856.1236, Kansas City location.

[Back to Contents](#)

Small Animal Bathing Tub

The Small Animal Bathing Tub is ideal for bathing smaller animals. It is designed to promote proper ergonomics and comes with a stainless steel grill that allows pets to be positioned for better reach. Additionally, the tub has a high backsplash that helps keep water in. A convenient supply caddy keeps necessary items within easy reach.

- This sturdy tub is constructed from 18-gauge stainless steel and strengthened with a tubular frame.
- Adjust the height of the stainless steel tubular legs with new stainless steel triangular feet that feature two mounting holes to secure the tub to the floor.
- The triangular feet allow you to mount the tub directly against the wall or corner.
- The grill sits 4" off the tub floor.
- Backsplash is 30"W x 27"H from the bottom of the tub. Left and right side splashes are 24"L x 27"H.
- Stainless steel Tie-Down Ring mounted on backsplash.
- Mounting holes centered on the backsplash and side splashes on 8" centers for optional plumbing fixture with sprayer handle and Supply Caddy.
- **Includes:** Stainless Steel Supply Caddy, 4"H stainless steel grill floor and plugs for mounting holes not in use.
- 52"H x 30"W x 24"L. Tub is 11" deep and the lip of the tub is 36" (counter-height) from the floor.
- Hair Trap, Drain Insert and plumbing fixtures sold separately.



904.0752.30 Small Animal Bathing Tub 367 lb
\$3,989.00

Grooming Arm

The Grooming Arm is a great item that works with other grooming tables. While other arms may collapse under pressure, the Grooming Arm stays strong.

- Arm made out of 1", 11-gauge Stainless steel.
- 1" square tube holds up when other arms collapse under pressure.
- Retrofit arm sits in your table's support bracket.
- Retrofit arm sits into the bracket shown. Support bracket attaches to the frame for added strength and durability.
- The Grooming arm can fit competitive tables. Contact a sales representative for more information.

703.3220.43 Retrofit Grooming Arm 6 lb \$176.00



Scan QR Code for additional options



(Picture shows how it attaches, but only the grooming arm is included.)

Wall Mount Faucet, Stainless Steel Hose

- 12" swing-away nozzle and self-closing spray head.
- Flexible, 96" Stainless steel hose extends for easy cleaning of those hard to reach areas.
- Wall mount hanger hook holds hose and spray head when not in use.
- Does not include Backflow Preventer.

804.0006.82 Stainless Steel Hose 12 lb \$1,204.00



Wall Mount Faucet, Blue Coil Hose

- Lightweight spray head helps reduce fatigue when bathing pets.
- Flexible hose extends for cleaning hard to reach areas.
- Wall mount hanger hook holds hose and spray head when not in use.

804.0139.00 Coil Hose 8 lb \$804.00



Backflow Preventer and 3/8" Vacuum Breaker

- 3/8" diameter IPS male inlet and female outlet.
- Double-check assembly is designed to prevent backflow.
- 2 3/8" length from top to bottom.
- **This is a replacement part for 804.0139.00 Wall Mount Faucet, Blue Coil Hose.**

804.0006.56 Backflow Preventer and 8 oz \$231.00
3/8" Vacuum Breaker



Sink Drain Kit with Strainer Basket

- 3 1/2" in diameter.
- Recessed sink drain kit for tub tables.
- Comes with strainer basket.

804.0008.25 Sink Drain Kit and 1 lb \$66.00
Strainer Basket



Hair Trap

- Removable plastic filtering system.
- Intercept the fur before it clogs your plumbing.

704.0702.26 Hair Trap 3 lb \$373.00



NOTE: For ordering information or to ask about part number items shown above, contact us at 1.844.856.1236, Kansas City location.

[Back to Contents](#)

Grooming Accessories

PVC Coated Tub Floors

Our coated tub floors provide sure footing for pets while bathing or dipping. The notched floor piece features easy drain access.

- Designed to be used in our Elite Grooming Shower or Tub and Classic Grooming Tub. Use two pieces per tub or shower—one solid and one with a notch. Note: The products listed above come standard with this set of floors.
- Floor is coated with approximately 1/8" thick non-toxic PVC coating, which is approved for animal use.
- Sturdy frame and 3 3/4" legs with a heavy-gauge perforated sheet steel.
- Openings are approximately 3/8" diameter after PVC coating.



317.0098.57	30" L Grill Floor Piece, Solid	\$194.00
317.0098.58	30" L Grill Floor Piece, with Notch	\$252.00

Anti-Fatigue Mat

Thick anti-fatigue mat to help minimize leg and back discomfort common after long hours of grooming.

- Constructed of dual-density, closed-cell foam that distributes your weight without feeling "unstable."
- Gives your muscles a rest as they adjust to the flexibility of the mat, promoting circulation.
- Mats are 1/2" thick with tapered and rolled edges.
- Embossed pebble surface with a black color. Cleans easily with soap and water.



803.0100.05	48"W x 24"L	5 lb	\$179.00
803.0100.07	36"W x 24"L	7 lb	\$137.00

Dryer Cages

Patented heat-free Dryer Cages provide a safe and professional grooming experience with heat-free drying. Equipped with high-volume fans, they create a fluffy finish that will make the pups in your care look and feel fabulous.

- Two high-volume fans placed on opposite ends of the assembly create turbulence, which lifts and dries the pet's coat while removing the loose undercoat.
- Fan guards help protect paws from fan blades, and multi-speed settings let you choose airflow speed.
- All fans are UL listed and feature OSHA compliant guards.
- Rounded corners prevent bacterial buildup, supporting a healthier environment for animals and staff.
- Fluid-retaining lip helps limit leakage.
- Removable PVC coated floors included.
- Wide doors facilitate easier animal entrance and exit.
- **Double unit** includes a mobile double large dryer cage on the bottom with another double large dryer cage on the top.
- A removable cage divider gives you the option of drying two smaller animals at one time.
- **Triple unit** is equipped with stacking plastic cages that can be used as holding areas, leaving you free to dry the next animal.
- Locking caster base provides instant portability.
- Single Unit is 48" x 36". Double Unit is two 48" x 36" cages stacked. Triple Unit is one 48" x 36" cage with two smaller holding cages stacked above. Each cage compartment is a one-piece mold of high-density polyethylene with a $\frac{3}{16}$ " thick wall. 25½"H x 44¼"W x 28"D. Maximum total air volume is 3,560 CFM. Requires 120V AC, 1.4 AMPS per fan.



926.4836.01



926.2000.02



926.3000.03

926.4836.01	Single Unit	\$3,928.00
926.2000.02	Double Unit	\$7,569.00
926.3000.03	Double unit with holding cages	\$5,440.00

NOTE: For ordering information or to ask about part number items shown above, contact us at 1.844.856.1236, Kansas City location.

[Back to Contents](#)

Critical Care

As pets are living longer with great veterinary care, there is an increasing need for oxygen therapy and other critical care. When the animals in your care need oxygen therapy, the O² Door transforms a Shor-Line cage into an oxygen cage. Add an Oxygen Therapy Kit to help provide relief to a dog or cat.

Equipping your Critical Care area makes it easier for the veterinary team to respond to urgent and emerging situations.



Warming Systems

Benefits:

Our Warming Pad is CSA/UL listed, giving you confidence in the safety, security and functionality of our thermal support for your clients for post-operative and treatment care. It is designed to reduce the risk of hypothermia, which has been proven to be heightened during and following anesthesia.

Features:

- Safety is built into this thermal formed, textured pad. The enclosed heating element automatically warms up (about 15 minutes) and maintains a factory-set temperature.
- The controller offers three timed cycle setting options—60, 90 and 120 minutes.
- The alarm helps you monitor the patient. Stand By mode is set to sound an alarm at five minutes and continue to the end of the selected time cycle. Then, a repetitive series of low-tone beeps warn the operator before the pad shuts off.
- If the Warming Pad becomes unplugged or the temperature exceeds the safety shut-down limit, the alert mode will sound, a red light will illuminate and the pad will start a cool down process.
- The controller connects with a 2' black cable.
- The controller mounts on a cage door with a Stainless Steel clip.
- You can use the warming pad in or out of a cage, and it's light weight allows for easy transport.
- **Specs:** 20"W x 25"L, Weight: 10 lbs; designed to fit in a 24" or wider Shor-Line cage. The power cord is 10'. Electrical: 120/240 VAC, 50/60 HZ, .5 A at 120 VAC, .25 A at 240 VAC.



912.1000.05	Warming Pad, 120V	\$1,128.00
912.1000.06	Warming Pad, 240V	\$1,128.00



912.1000.05

Oxygen Therapy

Most Type 3 cages will accept the new O² Door. See listings for sizes. There are modification kits for retrofitting some of the earlier Type 1 or Type 2 doors. Call 844.856.1232 and ask for technical support for help modifying older cages.

Oxygen Therapy Doors

Benefits:

This Oxygen door helps you give additional oxygen support to your patients. Add this to your ICU offerings or make it part of a "step down" unit. The door provides additional adjustment options to control possible fogging or temperature build-up. The O² door kit will contain the door and seal brackets needed to retrofit the cage.

Features:

- 3/8" thick, clear polycarbonate door.
- A soft, closed-cell foam gasket surrounds the door to help retain oxygen levels in the cage.
- Upper and lower adjustable vents allow for reduction in condensation on the interior door surface.
- Door control accessories allow an unobstructed view of a recovering, recumbent patient.
- Semi-disposable humidifier (2 included) positioned in a removable, polycarbonate chamber allows you to cool with ice or warm with hot water.
- Digital readout for temperature/humidity is located between the vents. It provides minimum and maximum memory function and can display values in Celsius or Fahrenheit.
- Port is provided for an optional O² meter.
- Cage sold separately. Conversion kit sells separately from O² door.
- Weights: 33-43 lbs.



914.2424.20	24" x 24" Single O ² Door	\$1,148.00
914.2430.20	24" x 30" Single O ² Door	\$1,167.00
914.2436.20	24" x 36" Single O ² Door	\$1,208.00
914.3030.20	30" x 30" Single O ² Door	\$1,215.00
914.3036.20	30" x 36" Single O ² Door	\$1,224.00
914.3624.20	36" x 24" Single O ² Door	\$1,208.00
914.3630.20	36" x 30" Single O ² Door	\$1,226.00
914.3636.20	36" x 36" Single O ² Door	\$1,264.00

Critical Care Options for 7' Cage Assembly



Oxygen Therapy Conversion Doors

Benefits:

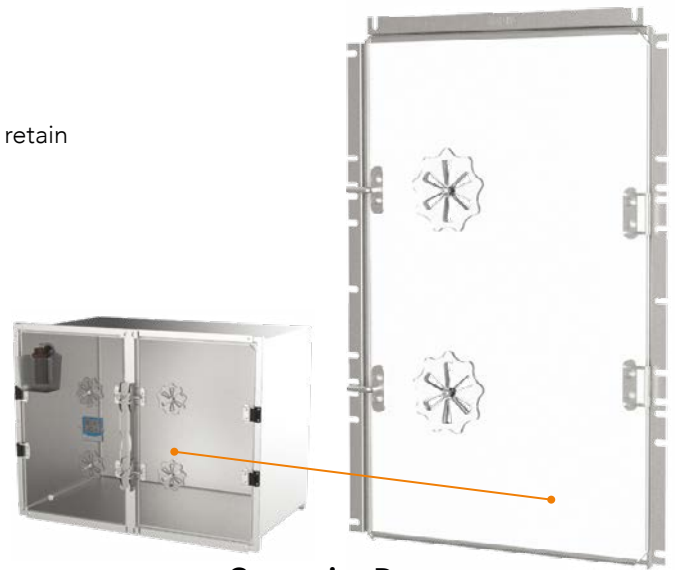
The polycarbonate Conversion Door pairs with a new-style O² door (sold separately) to provide an improved, oxygen therapy cage for larger patients. To retrofit, simply remove the grill door and follow kit directions to add the soft, closed-cell foam gasket and replace the door.

Features

- 3/8" thick, clear polycarbonate door.
- A soft, closed-cell foam gasket surrounds the door to help retain oxygen levels in the cage.
- Upper and lower adjustable vents allow for reduction in condensation on the interior door surface.
- Door control accessories allow an unobstructed view of a recovering, recumbent patient.
- Weight: 30 lbs.
- **NOTE:** If retrofitting from a Shor-Line Type I or Type II cage, you will need an additional retrofit kit.

914.2430.21 24" x 30" Single Conversion Door \$1,205.00

914.2436.21 24" x 36" Single Conversion Door \$1,261.00



Conversion Door

Accessories for Oxygen Therapy Cages

O² Analyzer + Cover

Benefits:

The Handi+ oxygen analyzer is a great way to spot check O² percentages.

Features:

- Inserts into opening near the bottom of the cage.
- Features one-touch calibration.
- Quickly moves through other features.
- Cover on inside of cage protects from animal contact.
- Weight: 2lbs.



814.0005.00 O² Analyzer and cover

Mobile Transport with O² Door

Benefits:

Perfect for hospitals with limited staff. You can roll the Oxygen Therapy Unit to any area with electricity for maximum patient visibility and easy monitoring by team members.

Features:

- Same simple operation as O² door.
- 5" casters and push handle allow for easy movement.
- Cage top surface provides space for extra work area or monitoring equipment.
- **Specs:** 40¾" W x 38" H x 30¾" D, Weight: 176 lbs.

914.3630.50 Mobile Transport with O² Door \$4093.00



Shown with optional O² Analyzer and cover.

Assisted Care Console (ACC)

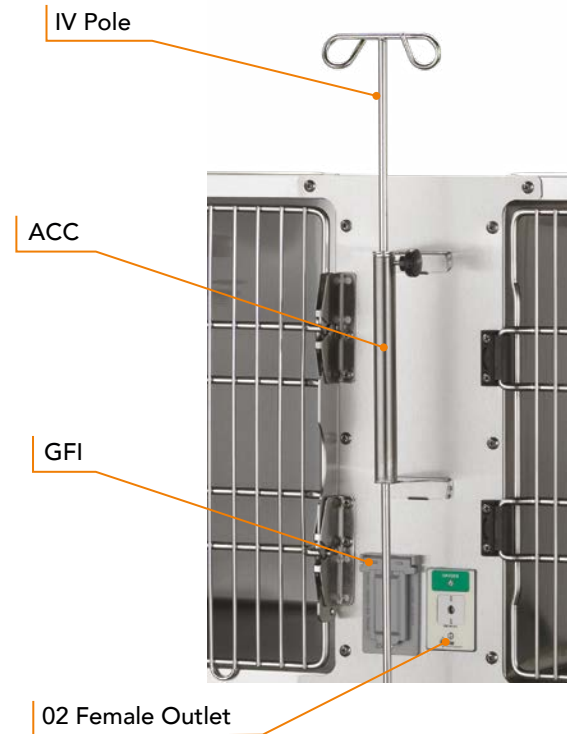
Benefits:

Eliminate dangling power cords, IV tubes and oxygen lines hanging from the ceiling or draping across cage doors.

Features:

- Assisted Care Console fits between Shor-Line cages.
- The ACC is 6" wide and is available in 24", 30" and 36" high.
- ACC I includes 33" long adjustable IV Pole and IV Pump Holder. Product Weight - 10 lbs.
- ACC II, same as ACC I plus GFI (Ground Fault Interrupter) Electrical Outlet. Product Weight - 12 lbs.
- ACC III, same as ACC II plus Ohmeda O² Female Outlet. Product Weight - 14lbs.

802.2400.10	ACC I, 24" H	\$326.00
802.3000.10	ACC I, 30" H	\$354.00
802.3600.10	ACC I, 36" H	\$383.00
802.2400.11	ACC II, 24" H	\$781.00
802.3000.11	ACC II, 30" H	\$819.00
802.3600.11	ACC II, 36" H	\$859.00
802.2400.12	ACC III, 24" H	\$954.00
802.3000.12	ACC III, 30" H	\$991.00
802.3600.12	ACC III, 36" H	\$1,019.00



Bubble Humidifier

Benefits:

Delivers moist supplementary O² to the bronchial passages.

Features:

- Humidifier is semi-disposable. Can be cleaned and reused several times.
- Weight: 2lbs.

025.0004.00 Bubble Humidifier \$24.00



IV Products

Cage Door IV Holder

Benefits:

Keeps the floor and aisle space clear from mobile IV stands by attaching your fluids to a cage door.

Features:

- Easily attaches to any Shor-Line cage door.
- Sturdy $\frac{3}{8}$ "-diameter Stainless Steel rod provides needed strength.
- Height specs: 19" holder adjusts from 2" to 16" above the point of attachment to the door; 35" holder adjusts from 2" to 32". Product Weight: 3-4 lbs.

802.0001.00 19" Long \$145.00

802.0001.01 35" Long \$164.00



IV Track Ceiling Mount System

Benefits:

Whether in surgery, surgery preparation or ICU wards, the IV Track System allows you to position IV fluids where you need it.

Features:

- Simple twist and lock system for horizontal positioning.
- Button release system provides the flexibility to raise and lower fluids to the desired height.
- Four-hook assembly with extra hook at the bottom supply sufficient hanging space for your fluids.
- Track is constructed of extruded aluminum and comes in a standard 4 ft. length. Additional tracks are available in one-foot increments.
- IV Pole is 34" long, weights 30lbs.

914.0100.01 IV Track Ceiling Mount System \$442.00



IV Pump Holder

Benefits:

Easily mounts to any Shor-Line cage providing a stable support for your infusion pump. Allows direct access to infusion pump readouts and controls.

Features:

- Fits securely over the horizontal bars in Shor-Line cages.
- The weight of the pump and a twist clasp locks the holder onto the cage bars.
- Height-adjustable dual horn bag hooks for multiple sets.
- IV Pump not included.
- Product Weight: 3lbs.

802.0011.00 IV Infusion Pump Holder \$227.00



Midmark Limited Warranty

SCOPE OF WARRANTY

Midmark Corporation ("Midmark") warrants to the original retail purchaser that it will repair or replace components of the animal health products manufactured by Midmark (except for products and components not warranted under "Exclusions") that are defective in material or workmanship under normal use and service. The sole remedy under this limited warranty is the repair or replacement, at Midmark's option, of the applicable products or components. This limited warranty shall only apply to defects that: (i) are reported to Midmark within the applicable warranty period; and (ii) are determined to exist upon examination by Midmark. This limited warranty extends only to the original retail purchaser of a product, and is not transferable or assignable.

APPLICABLE WARRANTY PERIOD

The applicable warranty period for each Midmark product commences on the date of delivery to the original retail purchaser of the product and shall continue for the period specified in the attached Warranty Guide, which Warranty Guide is expressly incorporated herein. References in the Warranty Guide to specific component warranty periods are in place of and supersede the generally applicable warranty period for the product under which the component is listed.

OBTAINING WARRANTY SERVICE

Warranty service must be obtained through either Midmark or an authorized dealer in the Midmark product line for which warranty service is requested. Midmark may be contacted for warranty service inquiries or issues via email at midmark.com, by mail to Midmark Corporation, 60 Vista Drive, Versailles, Ohio 45380, or by phone at: 1-800-MIDMARK.

It is the retail purchaser's obligation to arrange for delivery of a product to Midmark or one of its authorized dealers for warranty service, which delivery shall be at retail purchaser's expense. It is also the retail purchaser's obligation to comply with the warranty service instructions provided either by Midmark or its authorized dealer. The retail purchaser must provide Midmark with completed warranty registration information within thirty (30) days after purchase in order to obtain the benefits of this limited warranty.

EXCLUSIONS

This warranty does not cover sinks, faucets and plumbing accessories. Any warranties on these items are extended directly by the manufacturer of these items to the original purchaser. Information on these manufacturers' warranties will be enclosed with the applicable products. Also, Midmark will furnish copies of any warranties extended by any such manufacturers upon request. This warranty does not cover and Midmark shall not be liable for: (1) repairs and replacements required because of misuse, abuse, negligence, alteration, accident, freight damage or tampering; (2) matching of color, grain or texture except to commercially acceptable standards; (3) changes in color caused by natural or artificial light; (4) products which are not installed, used or properly cleaned as required in Midmark's written Installation Manual; (5) specially manufactured products; (6) products considered to be of a consumable nature such as light bulbs and surge suppression products; (7) accessories or parts not manufactured by Midmark; (8) charges by anyone (including Midmark's authorized dealers) for adjustments, repairs, replacement parts, installation or other work preformed upon or in connection with such products which is not expressly authorized in writing in advance by Midmark.

EXCLUSIVE REMEDY; CONSEQUENTIAL DAMAGES DISCLAIMER

Midmark's only obligation under this limited warranty is the repair or replacement of defective parts. Midmark shall not be liable for and hereby disclaims any direct, special, indirect, incidental, exemplary or consequential damages or delays including, but not limited to, damages for loss of profits or income, loss of use, downtime, cover, and employee or independent contractor wages, payments, and benefits. This disclaimer shall survive any failure or asserted failure of the essential purpose of this limited warranty or its remedies specified herein.

NO AUTHORIZATION

No person or firm is authorized to create or approve for Midmark any other obligation or liability in connection with Midmark products.

WARRANTY DISCLAIMER

THIS LIMITED WARRANTY IS MIDMARK'S ONLY WARRANTY AND IS IN LIEU OF ALL OTHER WARRANTIES, EXPRESS OR IMPLIED. MIDMARK MAKES NO IMPLIED WARRANTIES OF ANY KIND INCLUDING ANY IMPLIED WARRANTIES OF MERCHANTABILITY OR FITNESS FOR A PARTICULAR PURPOSE.

STATUTE OF LIMITATIONS

No action may be brought against Midmark for breach of this limited warranty, an implied warranty, if any, or for any other claim arising out of or relating to the products, more than ninety (90) days following expiration of the warranty period. In the event multiple warranty periods exist with respect to a product, the ninety (90) day period provided for herein shall begin to run from expiration of the warranty period for the component to which the claim relates.

SEVERABILITY

In the event any provision of this limited warranty is determined to be invalid or otherwise unenforceable: (i) the provision shall be enforced in a manner that closest holds to its intent, while at the same time curing the invalidity or unenforceability, and (ii) the balance of this limited warranty, being severable, shall not be affected in the event the provision that is invalid or unenforceable cannot be enforced in any respect.

Products from the Midmark Carthage, MO and Leesburg, OH locations are warranted for one (1) year from the date of delivery to the original purchaser only unless specified in product warranty guide. Warranty is only applicable if customer complies with all instructions and specifications furnished by Midmark relating to installation, care, and application. Customer agrees that they will not modify, misapply, or misuse product in any manner which deviates from the Midmark instructions. Any repairs, alterations, or services provided by parties other than Midmark or its authorized representatives may void warranty. The buyer is responsible for all freight charges on returned items.

Animal Health Products Warranty Guide

PRODUCT DESCRIPTION	WARRANTY PERIOD	PRODUCT DESCRIPTION	WARRANTY PERIOD
Anesthesia Machines		Imaging cont.	
1. Midmark Anesthesia Machines	5 years	3. Midmark DR Sensor (Standard sensor)	5 years
Anesthesia Machines (Parts and Accessories)		Manufacturer defect as determined by Midmark for a period of 5 years (2 years on previous model). If the sensor ceases to function due to a catastrophic event, it will be replaced at 60% off current list the first time.	
1. Midmark and other Anesthesia Accessories (Including, but not limited to, cylinder mounting blocks, and gas supply components)	1 year	Instrument Processing	
a. Plastic, Rubber and Disposable Parts and Products (Including, but not limited to, breathing bags, breathing tubes and endotracheal tubes.)	*	1. Midmark M9 and M11 Automatic Sterilizers	1 year
Cabinetry		2. Ultrasonic Cleaners	3 years
1. Synthesis® Cabinetry	5 years	3. Data Logger	1 year
a. Plastic, Laminate and Solid Surface Countertops	1 year	Lighting	
b. Task Light Ballast	3 years	1. Midmark Procedure Lights, Exam Lights	1 year
2. All Other Midmark Cabinetry Products (Excluding tables, listed separately below)	5 years	2. LED 120 and LED 130	3 year limited
<small>If the Midmark Modular Casework products are installed by Midmark, the above referenced warranty shall also include any labor performed, which has been authorized in writing in advance by Midmark, in connection with such repair or replacement during the applicable warranty period.</small>		Monitoring	
EXCLUSIONS: This warranty does not cover sinks, faucets and plumbing accessories. Any warranties on these items are extended directly by the manufacturer of these items to the original purchaser. Information on these manufacturers' warranties will be enclosed with the applicable products. Also, Midmark will furnish copies of any of the warranties extended by any such manufacturers upon request.		1. Midmark Multiparameter Monitors 8019/8020	2 years
Carts		a. Capnostat Mainstream Probe and LoFlo Sidestream CO ₂ Module	1 year
1. Treatment Carts	5 years	b. Masimo Multigas Module	2 years
2. Procedure Carts	5 years	c. Batteries	1 year
Containment		d. Nellcor V-SAT SpO ₂ Sensors	9 months
1. Stainless Steel	1 year*	e. Blood Pressure Cuffs, CO ₂ Sample Lines and Adapters, and ECG Cable/Wire Sets	**
2. Fiberglass	1 year*	Scales	
3. FRP (Fiberglass reinforced plastic) or PVC	1 year*	1. Midmark LCD Cat Scale	1 year
4. Aluminum	1 year*	2. Midmark Platform Scale	1 year
5. Wood	1 year*	3. Midmark Platform Scale (Manufactured prior to March 2019)	1 year limited warranty
6. Chain link	1 year*	Seating	
7. Fine-celled Foam Board	1 year*	1. Client Chair	1 year
<small>*EXCLUSIONS: This warranty does not include door knobs or handles for Luxury Suite products</small>		2. Adjustable, Air Lift Stools	1 year
Dental Delivery Systems		3. Veterinarian and Assistant Stools	2 years
1. Mobile Dental Delivery Systems		Scavenging	
a. Midmark Mobile Dental Delivery System 5 year parts, including 2 year service		1. Midmark Central Scavenger	5 years
b. Midmark 1000 Mobile Dental Delivery System, 2 year parts and service		2. Midmark Wall/Post-Mount Single Scavenger	1 year
2. Dental handpieces, integrated components and tubing, 1 year		Vaporizers	
a. High-speed turbine 90 days		1. VIP 3000® Vaporizers	5 years
b. Handpiece accessories 90 days		2. VXP™ Vaporizers	1 year
3. Replacement parts and accessories 90 days		3. Midmark Serviced (Used) Vaporizers	1 year
Exam and Treatment Tables		Ventilators and Accessories	
1. Lift Tables	1 year	1. Midmark Model 3002PRO Anesthesia Ventilators	1 year
2. Exam, Prep and Treatment Tables	1 year	2. Bellows and Housing	**
3. Surgery Tables (electric column only)	2 year	Workstations	
4. Surgery Tables (electric)	1 year	1. Worksurfaces, drawer fronts and slides	5 years
5. Surgery Tables (hydraulic)	1 year	2. Electrical components (cords, controls and accessories)	1 year
Fluid Warmers		<small>**The warranty as to these products or components only applies if such products or components are defective in material or workmanship at the time of delivery to the original retail purchaser and such defects are reported to Midmark within three (3) days from the date of delivery.</small>	
1. IV Fluid Warmer	1 year	<small>This Warranty Guide is not the entire warranty. Please see the applicable Limited Warranty for all other terms, conditions, and limitations.</small>	
Imaging			
(Must be installed by a certified Midmark installer.)			
1. Midmark DC Generator	2 years		
2. Midmark Bite-Resistant DR Sensor	5 years		
Manufacturer defect as determined by Midmark for a period of 5 years (including Optimax sensors). If the sensor ceases to function due to a catastrophic event, it will be replaced at no charge the first time.			

Midmark Product Ordering

1. ORDERING

Please include the following with your order:

- Quantity
- Part number
- Description
- Signature of person placing the order
- Approximate shipping date required
- Method of transportation
- Purchase order number

2. RETURN OF SPECIAL DESIGN + REGULAR MERCHANDISE

Orders for equipment, cabinetry and containment/boarding of special design, construction, finish or upholstery are not subject to cancellation after your acceptance of our acknowledgement. Special design products, custom design cabinets/containment and special upholstery **WILL NOT** be accepted for credit.

Authorization must be obtained for the return of any item. If return is authorized, transportation charges must be prepaid. Items returned for credit are subject to a charge of 25% or more to cover inspection, reconditioning and repackaging. Anesthesia accessory returns are not accepted for rubber goods over 30 days old, rubber goods not in original, sealed package and all hoses. Goods without a Return Goods Authorization (RA) and merchandise more than 90 days old (from Midmark invoice date) are also not accepted for return.

Note: Certain items are non-refundable: Special Orders, Midmark Cabinetry, Custom Configured Containment, Care Exchange™ Workstations, Discontinued Items or Parts, Custom or Nonstandard Colors, Service Upholstery and Service Parts if value is less than \$50.

3. FREIGHT DAMAGE

It is the consignee's responsibility to count and inspect upon receiving. Merchandise arriving with external damage should be described on Proof of Delivery, Delivery Receipt or Bill of Lading. In case of concealed damage, consignee must contact the carrier within 5 days after receipt and claims for damage instituted.

4. IMPROVE PRODUCT QUALITY

Midmark Corporation reserves the right to change design and construction without notice.

5. ORDER CHANGES

Any requested change to an order after the acknowledged ship date could result in an extension of the scheduled ship date. The new ship date will be re-scheduled/acknowledged based on the extent of the changes requested.

6. CONTAINMENT + CABINERY ORDER CHANGES

All changes should happen before the receipt of the order. Order changes made after receipt of an order may incur a change fee and a shipping date change. This fee will cover materials, labor, and handling costs. All changes must be submitted in writing. Upon review and approval of changes, the order will be moved to the next available ship date.

Request to reschedule or delay shipment of orders that have been built will incur storage and handling fees until shipped.

7. SPECIAL ORDER REQUIREMENTS

Any order requiring special deviation from standard product will carry the following disclaimer:

We hereby accept and acknowledge the above captioned order provided, however, because of the special nature of this order in that this equipment is being supplied upon special design specifications, special materials, and/or field modification, as per your request, the standard warranties of Midmark on its products are not applicable to the order, and this acceptance and acknowledgement is conditioned upon your indemnification and promise to hold Midmark, its officers, employees and agents, harmless in respect to any and all warranty claims, damages, both direct and consequential, expenses, costs, and any liability arising from the use of or relating to this special equipment.

8. VAPORIZER SERVICE POLICY

Midmark offers service on Midmark vaporizers. Products returned for service require a return authorization (RA). Contact Customer Experience at 1.844.856.1236 to obtain an RA number. Send the product freight prepaid. A purchase order number must accompany the vaporizer.

Subsequent to servicing, each vaporizer has a separate service and performance record established which is on file in the Midmark Vaporizer Service Center in Versailles, Ohio. Should the need arise to verify that your equipment has been maintained to manufacturers specifications. We will be happy to supply this information.

9. IMAGING ORDER INFORMATION

Imaging products are not available through all Midmark authorized dealers. Please contact Midmark Animal Health Customer Experience if you need assistance locating an authorized dealer in your area.

10. ORDER CANCELLATION

Cancellation 48 hours from time of order placement is subject to penalty. An assessment will be made at the time cancellation to determine the amount of penalty including material, labor and handling costs.

Cancellations must be received in writing. Non-standard color and custom configuration orders may not be cancelled without penalty.

Orders for equipment, cabinetry and containment/boarding of special design, construction, finish or upholstery are not subject to cancellation after your acceptance of our acknowledgement. Special design products, custom design cabinets/containment and special upholstery WILL NOT be accepted for credit.

11. SHIPPING

Please call your Project Coordinator for shipping quotes at 1.844.856.1236.

Standard lead times may vary from typical order time frame.

Request to reschedule or delay shipment of orders that have been built will incur storage and handling fees until shipped.

12. CUSTOM ORDERS QUOTED OUTSIDE OF DESIGN SERVICE

Custom orders created outside of Design Service follow this sequence:

1. Product Quoted
2. Order placed by PO or down-payment
3. Product design created
4. Sign-offs
5. Release to production

13. CUSTOM ORDER CHANGES

All changes should happen before the release of the order. Order changes made after release of an order may incur a change fee and a shipping date change. This fee will cover materials, labor and handling costs.

Midmark Locations

Domestic Locations



VERSAILLES

60 Vista Drive
Versailles, OH 45380
937.526.3662

TAMPA

Suite 110
10010 N. Dale Mabry Hwy
Tampa, FL 33618
866.447.4276

TRAVERSE CITY

600 East Front Street
Suite 106
Traverse City, MI 49684
877.983.7787

KANSAS CITY

511 Osage Ave.
Kansas City, KS 66105
913.281.1500

GRAIN VALLEY

1224 Valley Ridge Drive
Grain Valley, MO 64029
816.847.7550

IRVINE

5171 California Ave
Suite 150
Irvine, CA 92617

DAYTON

Suite 300
10170 Penny Lane
Miamisburg, OH 45342
937.528.7500

CARTHAGE

1000 Civil War Road
PO Box 431
Carthage, MO 64836
417.358.4466

GLASGOW

115 G.L. Comer Road
Glasgow, KY 42141
270.651.7407

LEESBURG

260 Depot Street
Leesburg, OH 45135
937.780.2321

LEBANON

360 Harmon Ave
Lebanon, OH 45036
270.651.7407

International Locations



INDIA

Midmark India Pvt. Ltd.
Art Guild House, "A" Wing,
Unit No. 15 + 16
Lower Ground Floor,

Phoenix Market City
LBS Road, Kurla (West),

Mumbai-400-070
India. +91 22 4915 3000

ITALY

Newmed Srl.
Via Lenin 79/A – 42020

Quattro Castella (RE), Italy
+39 0522 875 166



Designing better care.®

midmark.com

Trade Name Notification

Canis Major, Matrix, VMS, VMS Plus, VMC, VME, VME2, VMR, VML, VIP 3000, VXP, Revive-A-Pet, VetPro, Cardell, UltraClave, QuickClean, Raintree, Synthesis, Soniclean, and Ultrafabrics are trademarks or registered trademarks of Midmark Corporation or its subsidiaries. Satelec, Acteon, Kevlar, Kydex, Athena Champion, Little Pro, Corian, Wilsonart, Nellcor Pickwick, RACE and Meisinger are all trademarks or registered trademarks of their respective companies. Other products or services may be trademarks or registered trademarks of their respective companies.

CARB 93129.2 Phase 2 Compliant and TSCA Title VI Compliant



WARNING: For California residents, please reference our website for product features or visit: midmark.com/proposition-65

Midmark is an ISO 13485 and ISO 9001 Certified Company. Certain products are not included. See the complete list at: midmark.com/ISO

International Color Coding

Midmark Veterinary Anesthesia Machines are manufactured in the United States for a variety of countries according to several domestic and international gas color-coding standards. All products pictured in this catalog are of standard ANSI (USA) color coding with the appropriate part numbers of your country or ISO standard listed for your convenience. All products shipped will be manufactured according to the part number specified at the time of purchase.

United States/Japan: Green, Canada: White, Standard ISO: White

© 2024 Midmark Corporation, Versailles, Ohio USA
Products subject to improvement changes without notice. Litho in USA.
007-0739-00 Rev Q1 (4/24) – Digital Q2


midmark®