



VETERINARY

Synthesis®
Cabinetry

Create a Space that Supports Better Function + Flow



When designing your space, consider how different elements impact staff efficiency in daily care. **Cabinetry is more than a place to store supplies—it's foundational to how you work in your space.**

Start your design journey by exploring cabinetry designed for animal care: Synthesis® Cabinetry withstands the rigors of veterinary environments, combining style, durability and veterinary-friendly features that can make it one of the easiest decisions you'll make.



Storage Designed for Veterinary Care

DURABLE

- Extend the life of your cabinetry with materials designed for the demands of veterinary care.
- Meet infection control standards with durable surfaces built for repeated cleaning.
- Protect your investment with meticulous craftsmanship built for years of dependable performance.

FLEXIBLE

- Grow and adapt your practice with modular cabinetry that reconfigures or expands as your needs change.
- Plan with confidence using personalized 3D renderings that help you visualize and optimize your space for today's demands and tomorrow's opportunities.

FUNCTIONAL

- Work more efficiently with supplies ergonomically positioned to streamline workflow.
- Support a quieter patient environment with soft-close latches and drawer pulls.
- Simplify cleaning with seamless drawers and door fronts that prevent liquids from seeping into crevices.

STYLISH

- Bring your vision to life with a wide selection of finishes, countertops and hardware options.
- Create an inviting, professional space with veterinary-friendly materials that are attractive, renewable and easy to maintain.



Leverage Clinical Design Expertise

Whether you are looking to integrate new technologies, improve workflow, or better utilize space, our clinical design experts can help. **Together, let's turn your dreams into reality by creating efficient care areas throughout your facility.**



TREATMENT AREA



SURGERY SUITE



PHARMACY



LAB

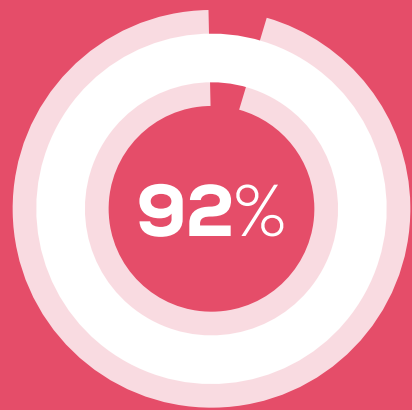


INSTRUMENT PROCESSING CENTER



DENTAL SUITE

Built for Efficiency, Designed for You



92% OF VETERINARY TECHNICIANS IN THE US ARE WOMEN¹, WITH AN AVERAGE HEIGHT OF 5' 4" TALL².

Synthesis® Wall-Hung Cabinetry positions supplies at the right height for women, eliminating the strain of accessing out-of-reach items. Instead of forcing staff to adapt, create a workspace designed specifically for them.


1. Data USA, "Veterinary Technician & Veterinary Assistant.", <https://datausa.io/profile/cip/veterinary-technician-veterinary-assistant>
2. National Center for Health Statistics, "Anthropometric reference data for children and adults: United States, 2015–2018." January 2021, https://www.cdc.gov/nchs/data/series/sr_03/sr03-046-508.pdf



01 At-a-glance view of supplies for access or restocking



02 More access to available storage without having to lean



03 Reduce the need to bend for lower items



Organize Supplies for **Better Access**

The right storage accessories can help organize supplies. Angled flow-shelving provides better visibility and accessibility, even for items stored at the back of the cabinet. Stackable bins keep your most-used items within easy reach.



Simplify Cleaning + Disinfecting

Room cleaning and turnover are more effective when staff have wall-to-wall access for disinfection. Synthesis Wall-Hung Cabinetry opens floor space, helping staff maintain a safe, aseptic environment for patients.



01 Seamless polystyrene drawers are designed with rounded corners and one-piece construction to help contain spills and allow for easy cleaning.

02 Seamless thermofoil panels are designed to resist chemical degradation and delamination.

03 The aseptic, sealed covered glide drawer design helps simplify cleaning, disinfection and maintenance.

04 EPA-registered* antimicrobial pulls and biocidal surfaces can complement infection prevention measures.

*EPA registration numbers 85353-2 for pulls and 84542-7 for surfaces.

Invest in Built-to-Last Quality



01



02



03

01 The steel-on-steel construction design produces more durable cabinetry. Slide attachments and slides (**A**) are stronger than typical millwork drawers. Nutsert® rivet nuts strengthen door attachment points (**B**), eliminating hardware-to-substrate connection failures that occur in traditional steel-to-wood cabinetry.

02 Seamless doors and drawers are constructed using 3/4" LEED® IEQ-compliant MDF board, sealed with thermofoil and melamine backing to resist moisture and reduce expansion or shrinkage.

03 A 4 1/4" tall toe kick allows physician seating to roll underneath cabinet doors and drawers while preventing damage to the cabinetry.



QUALITY YOU CAN TRUST

All Midmark Synthesis® cabinetry comes with a **10-year limited warranty**—one of the longest veterinary cabinetry warranties on the market.



Synthesis Cabinetry is designed for flexibility, allowing you to configure elements to create a space that supports your team, regardless of how often your needs change. The images above show just a few examples of how Synthesis Cabinetry can be reconfigured to accommodate the changing needs of your facility.

Explore Planning + Design Resources

We can help make the planning and design of your space easier with helpful architectural resources all in one place. You and your architectural and design team will find Revit® files, technical drawings, approval numbers, dimensions, guidelines and more. Visit our Design Center at: midmark.com/design-center



Design a Healthy Environment

Our unique product attributes have been designed to assist you in obtaining credits within the LEED® family of rating systems. We choose to be proactive because we know that LEED contributes to healthy environments through improved air quality and we want to be your partner in the facilitation of a better working environment. Midmark cabinetry can contribute to specifier strategies and LEED credits that can impact building certification including water efficiency, construction waste management, material reuse, recycled content, local/regional materials and low-emitting materials. Please see the comprehensive list of credits below.

LEED Credits

BUILDING DESIGN AND CONSTRUCTION: NEW CONSTRUCTION V4, V4.1	LEED POINTS	BUILDING DESIGN AND CONSTRUCTION: NEW CONSTRUCTION V4, V4.1	LEED POINTS
WE Water Use Reduction 25%	1	WE Water Use Reduction 50%	6
WE Water Use Reduction 30%	2	MR Construction Waste Management 50%	1
WE Water Use Reduction 35%	3	MR Materials Reuse 30%	1
WE Water Use Reduction 40%	4	MR Materials Reuse 40%	2
WE Water Use Reduction 45%	5	EQ Low-Emitting Materials	Up to 3
INTERIOR DESIGN AND CONSTRUCTION: COMMERCIAL INTERIORS V4, V4.1	LEED POINTS	INTERIOR DESIGN AND CONSTRUCTION: COMMERCIAL INTERIORS V4, V4.1	LEED POINTS
WE Water Use Reduction 25%	2	MR Construction Waste Management: Diversion 50%	1
WE Water Use Reduction 30%	4		
WE Water Use Reduction 35%	6	MR Construction Waste Management: Waste Prevention	Up to 2
WE Water Use Reduction 40%	8		
WE Water Use Reduction 45%	10	MR Furniture + Furnishings Reuse 30%	1
WE Water Use Reduction 50%	12	MR 50% of Materials are reusable or recyclable	1
OPERATIONS AND MAINTENANCE: EXISTING BUILDINGS V4, V4.1	LEED POINTS	OPERATIONS AND MAINTENANCE: EXISTING BUILDINGS V4, V4.1	LEED POINTS
WE Water Use Reduction 10%	1	WE Water Use Reduction 25%	4
WE Water Use Reduction 15%	2	WE Water Use Reduction 30%	5
WE Water Use Reduction 20%	3	Solid Waste Management	2



Real-life Success Story

Building your dream clinic can be both exciting and scary.
But you don't have to do it alone.



Long before Whiskers and Paws Animal Hospital became a reality, Dr. Carrie Ellis and Dr. Kevin Rebrovich talked of becoming practice owners. Yet they had questions about designing the right facility for their needs. What would they need in a new space? How would it impact day-to-day care delivery?


Both doctors viewed cabinetry as a foundational decision impacting room layouts and workflow. In seeking cabinetry durable enough for the veterinary environment, they turned to Midmark where they soon realized that our clinical design expertise could help answer broader questions about designing for clinical care and efficiency.

By engaging early with Midmark clinical design experts to plan and create their dream facility, Doctors Ellis and Rebrovich were able to make more informed decisions about space design, equipment, storage and workflow.

Today, the Whiskers and Paws team is practicing in a beautiful new animal hospital that has fulfilled the dreams of Doctors Ellis and Rebrovich.



Carrie Ellis, DVM



Kevin Rebrovich, DVM

“The elevations Midmark provided, and seeing the spaces in three dimensions, made us feel much more comfortable with our design.”



Kevin Rebrovich, DVM
Veterinarian/Co-owner



DESIGNING THE SPACE

See how your space will look when furnished with cabinetry and equipment. Three-dimensional renderings created in our Midmark Design Software enable you to adjust equipment, explore different styles and finishes, discuss workflow needs, and design a space that meets your needs—before construction begins.

Let us help you design a space perfectly suited to you and your team.



WHISKERS AND PAWS ANIMAL HOSPITAL

Choose a Style that Complements your Unique Brand

Synthesis® Cabinetry offers a range of styling options—colors, finishes and more—so you can bring your unique vision to life. Whether you're designing a single space or an entire network of facilities, you'll create a cohesive look that reflects your brand.




Scan for more styles and finishes in our Synthesis Cabinetry Color Guide.



Styling Options to Create a Custom Look + Feel

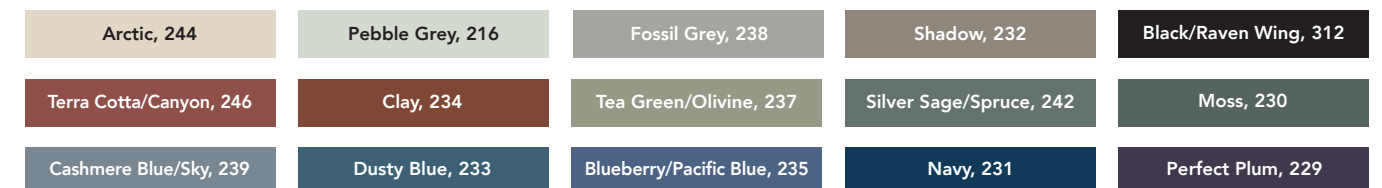
HANDLE STYLES



PANEL STYLES



RENEW HANDLE COLORS



¹ EPA registration number 85353-2 for pulls.

² Cabinetry available in Pebble Grey or Pebble Grey PVC Free only. Renew handle insert color can be customized.

Distinguish your Space with Color

Color is an important part of designing a space and establishing a distinct brand. More than simple visual appeal, it can transform a space. The tones and textures you select will help create a welcoming environment for your patients and clients.

COLOR OPTIONS

Thermofoils

Mist
980*

Venus Silver
804

Flat Iron
807

Storm
802

Riverstone
967

Pearl Essence
805

Ember
968

Tundra
966

Frost
791, 931*

Fog
969*

Pebble Grey
216, 793*

Sandbar
963

Prairie
622

Dune
794

Flax
975

Oat
611

Russet
964

Timber
801

Sable
965

*PVC Free available.




Complete your Space with Solutions from one Source

Synthesis® Cabinetry provides you with a host of options and accessories to choose from—all designed to allow you to create a functional and stylish space.

SINKS + FAUCETS




Stainless



Solid Surface



Electric Eye



Wrist Blade

CABINET OPTIONS



Treatment Chase



Tapmaster® Faucet Control



Plexi Doors



Sloping Tops



Treatment Tables



Procedure Carts



Digital Locks



Narcotics Cabinet

COUNTERTOPS



Solid Surface



Antimicrobial Solid Surface*



Laminate Post Form



Laminate Self Edge

OTHER OPTIONS



LED Task Lights



Drawer Organizers



Storage Accessories

*EPA registration numbers 85353-2 for pulls and 84542-7 for surfaces.



Designing better care.®



CARB 93129.2 Phase 2 Compliant and TSCA Title VI Compliant

Midmark is an ISO 13485 and ISO 9001 Certified Company.
Certain products are not included. See the complete list at:
midmark.com/ISO

For more information, contact your authorized Midmark distributor
or call: 1.800.MIDMARK Outside the USA call: 1.937.526.3662 or
visit our website: midmark.com

The color examples shown are the best representation of the
original material. Actual color may vary slightly. We strongly
recommend that you contact Midmark Customer Experience at
1.800.MIDMARK to request a sample before placing your order.

Nutsert is a registered trademark of Avdel UK Limited United
Kingdom. Revit is a registered trademark of Autodesk, Inc.
Tapmaster is a registered trademark of Tapmaster Incorporated
Canada. LEED is a registered trademark of the US Green Building
Council. No product can guarantee points. Points are cumulative
for all effected materials for a LEED® project. For further information
on LEED, please visit the USGBC website: usgbc.org. USGBC® and
the related logo are trademarks owned by the U.S. Green Building
Council® and are used with permission.

© 2026 Midmark Corporation, Versailles, Ohio USA
Products subject to improvement changes without notice.

007-10416-00 Rev C1 (5/26)

