



DENTAL

Operator Cabinetry

Designing Better Care



**WE BELIEVE DESIGN IS ABOUT
NOT JUST THE SPACE, BUT THE
PURPOSE OF THE SPACE.**

Because your practice is a
specialized treatment facility,
you need solutions designed
for dentistry.



Choose Cabinetry Designed for Dentistry

Midmark offers two collections of clinical-grade cabinetry—Synthesis® and Artizan® Expressions—specifically designed for the rigors of the healthcare environment and crafted to fit your space, style and workflow.



► Cabinetry Solutions



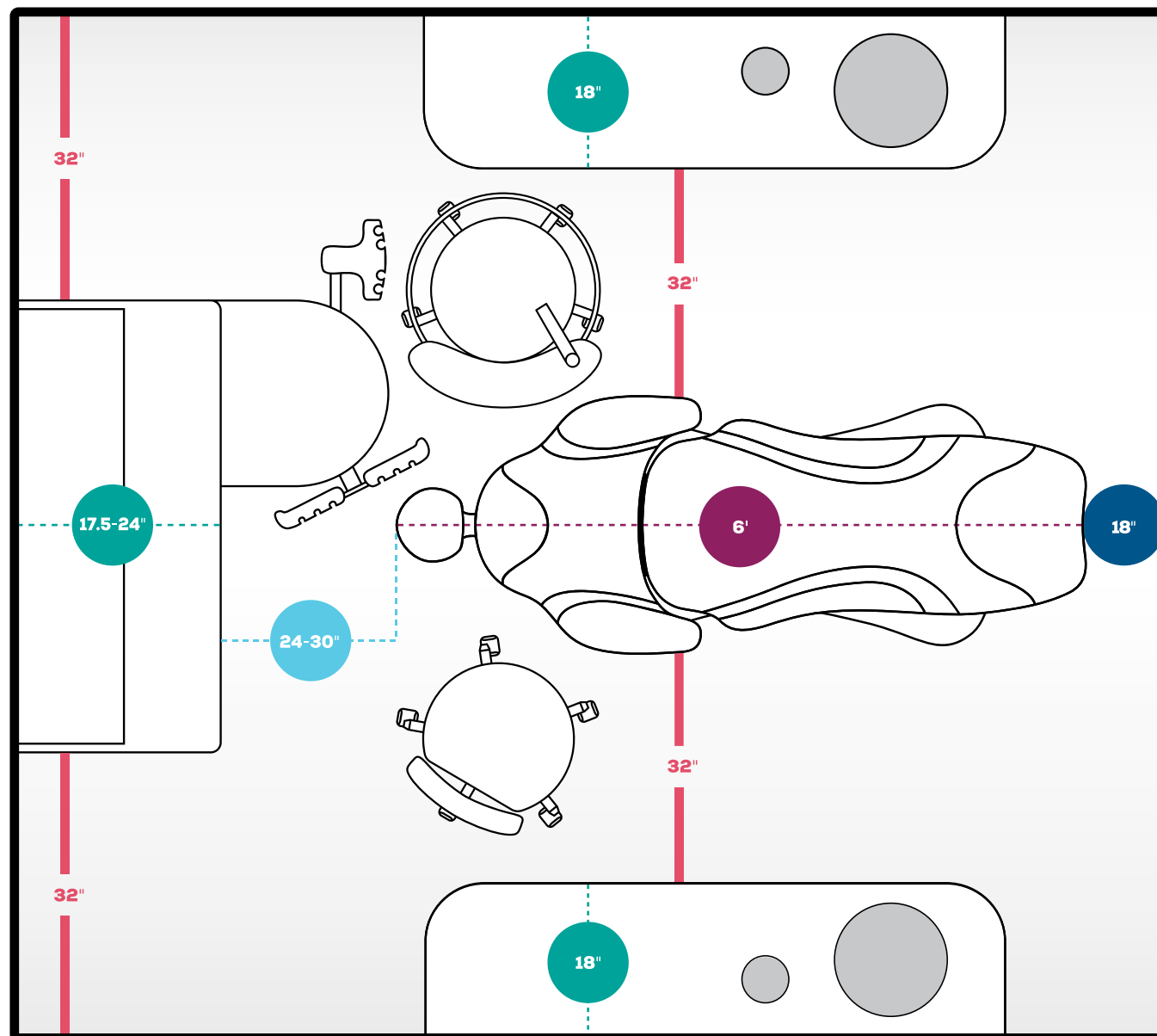
Table of Contents

- 06 Design for Clinical Workflow
- 08 Design for Better Ergonomics
- 10 Clinical-Grade Cabinetry for Your Dental Practice
- 12 Compare Quality: Midmark® Clinical-Grade Cabinetry vs. Consumer-Grade Cabinetry
- 14 Things to Consider
- 16 Midmark® Products + Solutions
- 18 Synthesis® Cabinetry
- 22 Artizan® Expressions Cabinetry
- 24 Central Stations
- 26 Treatment Stations + Side Cabinets
- 28 Wall-Hung Cabinets
- 30 Specialty Cabinets
- 32 Mobile Workstations
- 34 Midmark® Finishes + Details
- 36 Cabinet Finishes
- 38 Handle + Panel Style Options
- 39 Countertop Colors
- 40 Accent Upholstery Colors
- 42 Resin Panels
- 44 See What Our Customers Are Saying
- 46 Tools for Success

Design for Clinical Workflow

Select your cabinetry placement and design to support proper ergonomics. Best practices recommend planning around 120 square feet per operator to accommodate your equipment, work surfaces, ADA clearances, maneuverability and ergonomic positioning. Smaller rooms can limit your cabinetry and work surfaces, impeding your workflow by putting essential components out of reach.

DUAL ENTRY OPERATORY



Start with the dental chair, typically 6' long, as the center of your operatory.



Keep 32" of space in at least one doorway per ADA recommendations. Consider 32" of space between the chair and side cabinet on at least one side of the dental chair for entry and exit.



Add side cabinets, typically 18" deep, and a treatment station, between 17.5" to 24" deep, for adequate storage and instruments within reach.



Add 24" to 30" between the treatment station and fully reclined head of the chair, depending on the unit configuration, to work comfortably from the 10 o'clock to 2 o'clock positions.



Add 18" at the toe of the chair to maintain clearance for staff, equipment and horizontal travel when raising the chair.

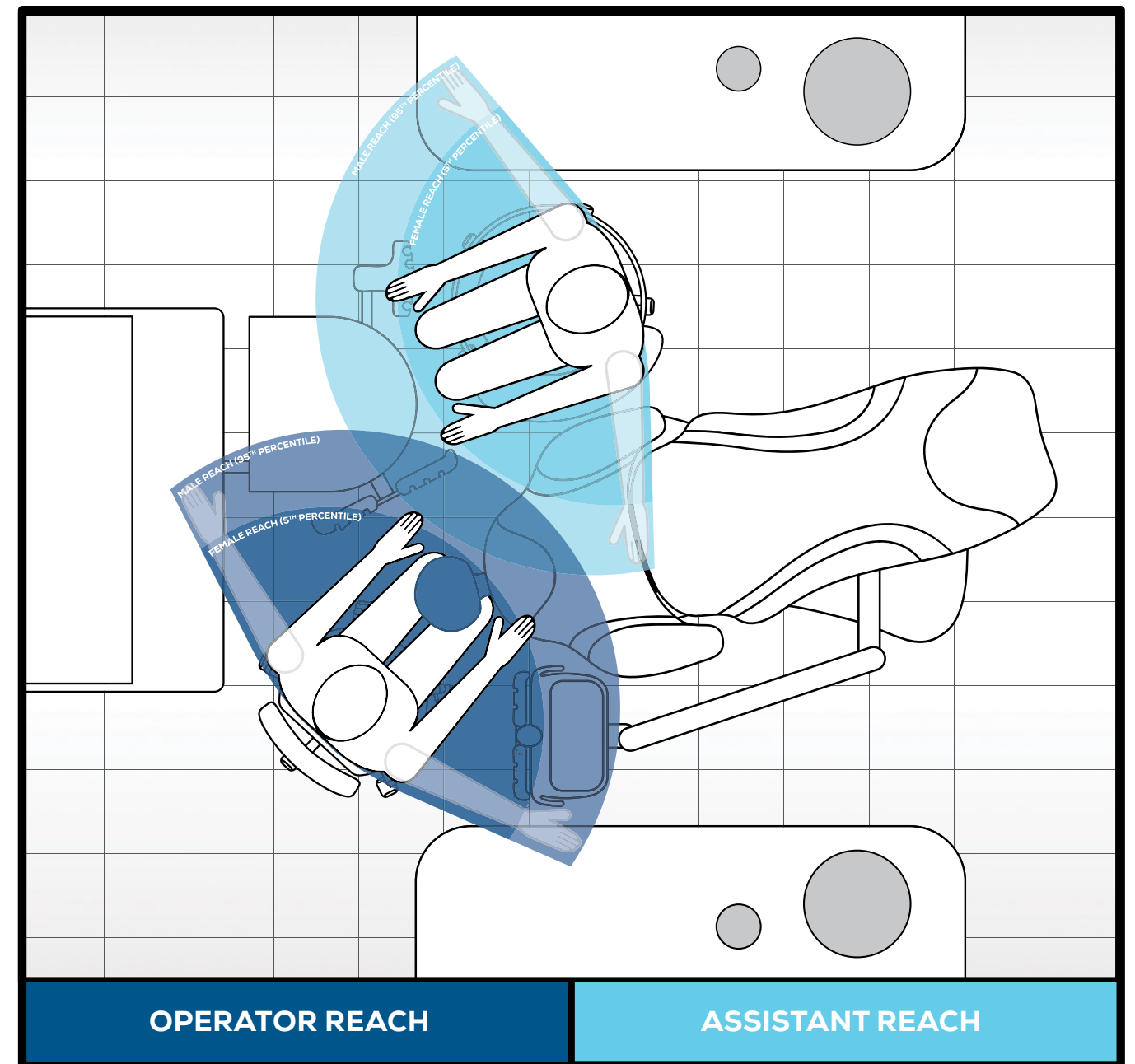


LET US HELP YOU VISUALIZE YOUR OPERATORY

Midmark design experts are ready to help you create a beautiful and functional space optimized for the way you work. From proper equipment sizing and layout to upholstery colors and cabinetry finishes, we'll work with you to design the best environment for your practice.

Design for Better Ergonomics

Easily access your essential instruments and work surfaces while limiting workflow disruptions, repetitive bending and reaching, and large scale movements with cabinetry solutions to keep your essentials within reach.



01 Midmark's left/right doctor's delivery unit and rear chair-hub-mounted assistant's unit combine with a mobile cabinet and pivoting worksurface on the treatment station to help improve ergonomic reach and workflow.

Choose Clinical-Grade Cabinetry for Your Dental Practice

The Midmark Synthesis® and Artizan® Expressions cabinetry collections are specifically designed for the rigors of the healthcare environment and crafted to fit your space and workflow. Durable construction and aseptic surfaces stand up to moisture and constant use in the operatory environment to provide a lifetime of usability.

Because your practice is a specialized treatment facility, you need solutions designed for dentistry.

























- A Integrated Electrical
- B Solid Surface Countertops
- C Thermally Fused Melamine Finish
- D Resin Finish
- E Upholstery Accent
- F Stainless Steel Base



Compare Quality

MIDMARK® CLINICAL-GRADE CABINETRY VS. CONSUMER-GRADE CABINETRY

Most generic or local cabinetry is not designed for the demanding dental environment. Consumer-grade cabinetry can delaminate over time, develop unsealed corners susceptible to bacteria and moisture, and warp from the humidity inherent in a dental practice.

	CABINET FRAME	PANEL SUBSTRATES	BASE MATERIAL	FINISHES	TYPES OF ASSEMBLY	DRAWERS	DRAWER SLIDES	HANDLES
<p>MIDMARK SYNTHESIS® CABINETRY</p> <p>A steel foundation provides strength and durability.</p>	 <ul style="list-style-type: none"> • 18-gauge cold-rolled steel • Modular design 	 <ul style="list-style-type: none"> • LEED compliant, Medium-density fiberboard • 3/4" panels 	 <ul style="list-style-type: none"> • Thermofoil over electrostatic, powder-coat painted steel (woodgrain and metallic colors) • Electrostatic, powder-coat painted steel (solid colors) • Integrated adjustable levelers 	 <ul style="list-style-type: none"> • PVC thermofoil (woodgrain and metallic colors) • PVC thermofoil and electrostatic, powder-coat paint (solid colors) 	 <ul style="list-style-type: none"> • Mechanical fasteners (screws, pop rivets) • Tog-L-Loc® sheet metal joining system <p><i>Mechanical fasteners and Tog-L-Loc provide reliable strength.</i></p>	 <ul style="list-style-type: none"> • Seamless, one-piece polystyrene <p><i>Seamless polystyrene drawers with rounded corners contain spills and simplify cleaning.</i></p>	 <ul style="list-style-type: none"> • Full-extension ball bearing drawer system • Steel mounting foundation • Soft-close feature 	 <ul style="list-style-type: none"> • Integrated and insert options • Brushed nickel options • Antimicrobial option <p><i>Synthesis pull options support an aseptic environment.</i></p>
<p>MIDMARK ARTIZAN® EXPRESSIONS CABINETRY</p> <p>Industrial-grade strength prolongs durability.</p>	 <ul style="list-style-type: none"> • 3/4" industrial-grade particle board • Customizable design that can be configured to specific requirements 	 <ul style="list-style-type: none"> • Industrial-grade particle board • 3/4" panels 	 <ul style="list-style-type: none"> • Seamless stainless steel • Integrated adjustable levelers 	 <ul style="list-style-type: none"> • Factory pre-applied, thermally fused melamine • 3 mm PVC edgebanding 	 <ul style="list-style-type: none"> • 100% glue-dowel assembly <p><i>Glue-dowel assembly adds strength to the frame.</i></p>	 <ul style="list-style-type: none"> • Wood bottom and backs using factory, pre-applied thermally fused melamine • Metal slides with front panel adjustment and removal feature 	 <ul style="list-style-type: none"> • Full-extension ball bearing drawer system • Soft-close feature 	 <ul style="list-style-type: none"> • Brushed nickel <p><i>Brushed nickel pulls are easy to clean for better asepsis.</i></p>
<p>CONSUMER-GRADE CABINETRY*</p> <p>Millwork options are not specifically designed to endure the clinical dental environment.</p>	 <ul style="list-style-type: none"> • 1/2" to 5/8" low-density particle board or plywood (typically) • Basic or limited design 	 <ul style="list-style-type: none"> • Low-density particle board • Plywood 	 <ul style="list-style-type: none"> • Basic plywood or particle board covered with laminate • Wood shims for leveling 	 <ul style="list-style-type: none"> • High-pressure laminate – Not always properly applied – May use low-grade substrate material • Less than 2 mm edgebanding • Varnish, paint, or left unfinished 	 <ul style="list-style-type: none"> • Staple fasteners (frequently) <p><i>The staple fasteners typically used in consumer-grade millwork are unreliable for clinical-grade cabinetry.</i></p>	 <ul style="list-style-type: none"> • Insides often varnished, painted or unfinished <p><i>Seams and sharp inner corners can result in difficulty cleaning and a build-up of contaminants.</i></p>	 <ul style="list-style-type: none"> • Single, undermounted runner (monorail glide—typically used) • Slides common in kitchens (less durable) 	 <ul style="list-style-type: none"> • C-style shape • Plastic or aluminum <p><i>Consumer-grade millwork pulls are not made to support an aseptic clinical environment.</i></p>

Things to Consider

DESIGN AND EQUIPMENT CONSIDERATIONS				
CONSIDER	WHY THIS CONSIDERATION IS IMPORTANT	HOW TO SOLVE	MIDMARK SOLUTION	RATE IMPORTANCE <i>(scale of 1–3 where 1 is lowest and 3 is highest)</i>
 <p>Adequate space Do your operatories comfortably accommodate your cabinetry, equipment and ADA clearances?</p>	The right space not only provides room for your essential equipment, but also enough space to accommodate patients of all sizes and abilities.	Consider working with an experienced dental practice designer to make sure your operatory layout is optimal.	Midmark Design Experts (Call 1.800.MIDMARK)	
 <p>Durability Is your cabinetry designed to withstand the moisture, repetitive cleaning and disinfecting, and steady demand of the dental environment?</p>	Your practice is a specialized clinical facility, so you need cabinetry designed for the rigors of the healthcare environment. Consumer-grade cabinetry can warp, delaminate and become a bacteria breeding ground.	Consider the only steel cabinetry in dentistry, engineered for best asepsis and long life.	Synthesis® cabinetry collection	
 <p>Ergonomic reach Is most of your storage inaccessible for your team?</p>	Although most dental clinicians today are female, most of the cabinetry and storage they interact with was not designed for them. When cabinetry is too tall or too deep, it can limit access to storage and contribute to stress and strain injuries.	Consider wall-hung cabinets with a lower upper height and thinner depth to improve access to storage with less reach and lean required.	Synthesis and Artizan® Expressions wall-hung cabinets	
 <p>Design flexibility Do you need cabinetry customized to a unique size and space?</p>	Many cabinetry options offer standard designs that can only be slightly modified from their original specifications. If you have a unique space, you need unique cabinetry that will fit your particular needs and workflow.	Consider cabinetry that can be customized to your exact style and specifications.	Artizan Expressions cabinetry collection	
 <p>Point-of-care efficiency Will your treatment station support an efficient workflow?</p>	Your treatment station is the central hub of your operatory. An efficient treatment station will house your supplies and equipment and give you the primary workstation you need while keeping unsightly cords out of sight.	Consider a clinical-grade treatment station with integrated medical-grade outlets and LED lighting.	Synthesis or Artizan Expressions treatment stations	
 <p>Optimizing space Is your practice in a small space?</p>	If you are practicing out of a smaller space, a central station can help you maximize your square footage.	Consider a central station to optimize your space.	Synthesis or Artizan Expressions central stations	
 <p>Mobile technology Do you share your technology between operatories?</p>	If you plan to take your technology with you from room to room, you need mobile options that make transportation easier.	Consider a sturdy cart or workstation you can move from room to room to bring the supplies you need to the point of care.	Mobile workstations and/or procedure carts	
 <p>Organization and workflow Is your storage helping or hurting your team?</p>	It's hard to reach what you can't see or use what you can't find. Supplies stored toward the rear of traditional shelving can be obstructed by adjacent shelves. Disorganized supplies can be hard to locate when you need them.	Consider gravity-fed angled flow-shelving to improve visibility and access to supplies, even for items stored at the back of a cabinet. Consider bins and dividers for efficient organization and conveyance of supplies.	Synthesis flow-shelves, bins and dividers	

Midmark[®] Products + Solutions



▶ Cabinetry Solutions

“The unique design of the Artizan[®] Expressions cabinetry line sets my office apart from other traditional dental cabinetry. Midmark has also done a great job with the ergonomic storage and overall function of the cabinetry. They've thought of it all!”

Dr. Reza Nazari
Granada Dental, Livermore, CA


Synthesis[®] Cabinetry

"During my search for dental cabinetry, I wanted a product that was made in America but still very durable. Synthesis Cabinetry offered both and had beautiful wood grains to choose from. We've had our cabinetry for five years, and it still looks brand new. I fully believe that this cabinetry can last 30 plus years."

Dr. Ron Holiman
Plaistow Dental, Plaistow, NH



Contributing to satisfying the LEED[®] Green Building Rating System, the steel frame of Synthesis Cabinetry provides the durable structure and aseptic design required for a long product life.



01 Bins and dividers help improve organization so you can easily find the supplies you need.

02 Gravity-fed, angled flow-shelving improves visibility and access to supplies, even for items stored at the back of the cabinet.

03 Seamless thermofoil panels are designed to resist spills, chemical degradation and delamination, unlike common consumer-grade products.

DESIGNING A HEALTHY ENVIRONMENT TOGETHER

The unique product attributes of Midmark Synthesis cabinetry have been designed to assist you in obtaining credits within the LEED® family of rating systems. We choose to be proactive because we know that LEED contributes to healthy environments through improved air quality, and we want to be your partner in the facilitation of a safer working environment.

Midmark Synthesis cabinetry can contribute to specific strategies and LEED credits that can impact building certification including water efficiency, construction waste management, material reuse, recycled content, local/regional materials and low-emitting materials. See the table for a comprehensive list of credits.



LEED Credits

**BUILDING DESIGN + CONSTRUCTION:
HEALTHCARE V4, V4.1**

**LEED
POINTS**

**LEED
POINTS**

WE Water Use Reduction 25%	1	WE Water Use Reduction 50%	6
WE Water Use Reduction 30%	2	MR Construction Waste Management 50%	1
WE Water Use Reduction 35%	3	MR Materials Reuse 30%	1
WE Water Use Reduction 40%	4	MR Materials Reuse 40%	2
WE Water Use Reduction 45%	5	EQ Low-Emitting Materials	Up to 3

**INTERIOR DESIGN + CONSTRUCTION:
COMMERCIAL INTERIORS V4, V4.1**

WE Water Use Reduction 25%	2	MR Construction Waste Management: Diversion 50%	1
WE Water Use Reduction 30%	4	MR Construction Waste Management: Waste Prevention	Up to 2
WE Water Use Reduction 35%	6	MR Furniture + Furnishings Reuse 30%	1
WE Water Use Reduction 40%	8	MR 50% of Materials are reusable or recyclable	1
WE Water Use Reduction 45%	10		
WE Water Use Reduction 50%	12		

**OPERATIONS + MAINTENANCE:
EXISTING BUILDINGS V4, V4.1**

WE Water Use Reduction 10%	1	WE Water Use Reduction 25%	4
WE Water Use Reduction 15%	2	WE Water Use Reduction 30%	5
WE Water Use Reduction 20%	3	Solid Waste Management	2

Artizan® Expressions Cabinetry

"The Midmark Artizan Expressions cabinetry line offers a modern and non-traditional cabinetry style. All other competitor cabinetry was very boxy and dated; my office has a modern design and the cabinetry fits perfectly."

Dr. Maryam Horiyat
Aria Dental, Mission Viejo, CA



Artizan Expressions brings a sleek, modern look to the dental space. We believe "best is standard" and use only quality components and materials on every cabinet we build.




01 Lift-up doors provide greater clearance in tight spaces and improve visibility to all upper contents when open.

02 Concealed Blum® soft-close steel hinges adjust easily, open 110° and prevent damaging door slamming.

03 Non-corroding brushed nickel handles and panel corners are sealed from moisture with 3-mm PVC edgebanding, helping promote asepsis.


Central Stations




01 Make efficient use of your space with flexible passthrough options for your intraoral X-ray solutions.




02 Save valuable floor space with Synthesis Central Stations ideal for multi-room plans, providing storage on both sides for the dentist and assistant.




03 Improve durability with full-extension ball-bearing drawer slides and slide attachments designed for better withdrawal strength.



01 Bring a modern look to the operatory by keeping clinical supplies tucked out of view of patients yet easily accessible by the dental team.



02 Share one intraoral X-ray between two operatory entries with an Artizan Central Station.



03 Optimize space with one sink shared between two operatories and add sophistication with sleek upholstered panels.

Treatment Stations + Side Cabinets



01



02




03

- 01** Seamless, one-piece polystyrene drawers with rounded corners contain spills and simplify cleaning.
- 02** Synthesis drawers are engineered for enhanced strength and durability.
- 03** Slide-out storage can be prepped with commonly needed equipment, keeping clinicians in the operatory and making your equipment easily accessible during procedures.



01



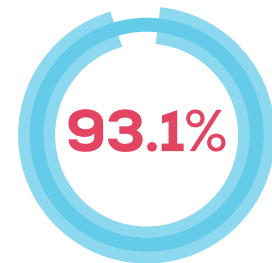

02



03

- 01** Full-extension soft-close drawers can withstand the demands of the dental practice and help promote a calmer environment by preventing slamming drawers.
- 02** A 4.25" tall toe kick allows clinician seating to roll underneath cabinet doors and drawers while preventing damage to the cabinetry.
- 03** Create your own style with customizable options like Ultraleather® upholstered panels for your treatment station.

Wall-Hung Cabinets




Of dental hygienists in the US are female¹, and 51.4% of dental graduates in 2020 were female²

5'4"

Is the average female height in the US³



- 01** Angled flow-shelving provides better visibility and accessibility, even for items stored at the back of the cabinet.
- 02** Wall-to-wall access for cleaning and disinfecting helps maintain a safe, aseptic environment.



- 01** Wall-mounted side cabinets provide accessible storage and a secondary work surface while making it easy to clean wall-to-wall for better asepsis.

1, 2, 3 See back page for details and sources

Specialty Cabinets

01 MOBILE PROCEDURE CART

A no-tip base design enables sturdy room-to-room maneuverability, and flexible options allow you to create the cart you need.

- A Transit Handle
- B Disinfectant Wipe Bracket
- C Single Glove Holder
- D 6 x 6 Storage Bins
- E Soft Edge Contour Top with Raised Corners
- F Sharps Bracket
- G Waste Basket Bracket



01



02

02 MOBILE TREATMENT CABINET

Make the most of the space you have. Bring the supplies you need to the point of care with mobile cabinets that optimize space.



03

03 WASTE CART

Available in 31" and 33" heights, waste carts have a no-touch front design with front lock for easy waste removal.



04

04 LINEN CART


Available in 31" and 33" heights, linen carts can assist with the removal of dirty linens, especially from your oral surgery rooms.



01

01 MOBILE TREATMENT CABINET

Bring worksurfaces and supplies within ergonomic reach for teammates of all sizes.



02

02 ORTHO DELIVERY CABINET

Select a cabinet designed for the unique storage and workflow requirements of your orthodontic practice.

Mobile Workstations

Enhance patient care through better ergonomics and versatility. Ensure your technology is where you need it when you need it.



6282 - Wall Mounted Workstation



6215 - Compact Workstation



6212 Flat Panel PC



Midmark[®] Finishes + Details



▶ Cabinetry Solutions

“Strong yet stylish, the steel Midmark cabinetry line [Synthesis] was the right choice for my new office. With well-thought-out functionality in a contemporary design, it shows every patient that our office invests in the absolute best for their care.”

Dr. Brian S. Nylaan

Grand Rapids, MI


Synthesis[®] Cabinet Finishes

Synthesis[®] door and drawer panels are sealed with membrane-pressed thermofoils in woodgrain and metallic colors. Thermofoil is a dimensionally flexible material that provides a continuous seamless surface, eliminating the need for panel edgework and offering a high level of scratch and stain resistance.




Artizan[®] Expressions Cabinet Finishes

Available in a variety of Arauco[®] and Formica[®] colors, Artizan Expressions uses thermally fused melamine panels. These panels are created at high temperature and pressure to form a durable, peel-resistant finish. Matching edgework is applied to completely seal the corners from moisture.



Handle + Panel Style Options

HANDLE STYLES




PANEL STYLES



*EPA Registration Number 85353-2

HANDLE STYLES




PANEL STYLE



Countertop Colors

Solid Surface (SS) is a unique material made from an advanced blend of natural minerals and acrylic polymer. It has proven itself to be a remarkably durable, versatile material that's an ideal surface for dental environments. **Quartz (Q)** is virtually maintenance free and, because it is one of nature's strongest materials, it is also incredibly durable, exceptionally tough and scratch resistant.



SS = Solid Surface
Q = Quartz

Accent Upholstery Colors

Complete your distinctive design with the same Ultraleather® upholstery you've chosen for your treatment chairs, stools and side chairs. Match accents on the slim profile midsection of your treatment station and vanity front of your central station. Upholstery is available in your choice of many standard colors and additional colors by special order.



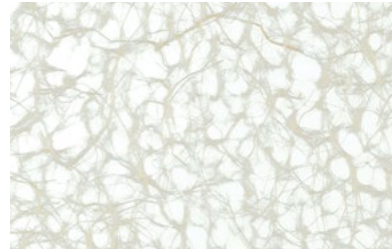
				
Mica (pearlized)	Pewter (pearlized)	Lake (pearlized)	Midnight (pearlized)	Milkweed
				
Papyrus	Cashmere	Fudge	Arctic	Stone
				
Eucalyptus	Riviera	Raven Wing	Charcoal	Dove Grey
				
Silver Pearl	Sassy	Apricot	Red	Nile
				
Admiral	Bayou	Cyan	Sonora	Parrot

Resin Panels

Select an artful resin panel to overlay the front of your treatment station's upper cabinet for a distinctive style all your own. Lumicor® EcoShield panels are made of Lumiform, a PETG resin that is 40 times stronger than glass, impact resistant and comprised of a minimum of 40% recycled content. This resin fully encapsulates hand-laid botanicals, organics, woven textiles or graphics.



Mirage Bronze



Nido



Natural Leaves




Coastal Light



Araña Pinto



Silver Spun



Ivory Taipei



Meadow



Natura Ginger




Ovalesque Print



Copper Spun



Kauri



Araña Coco



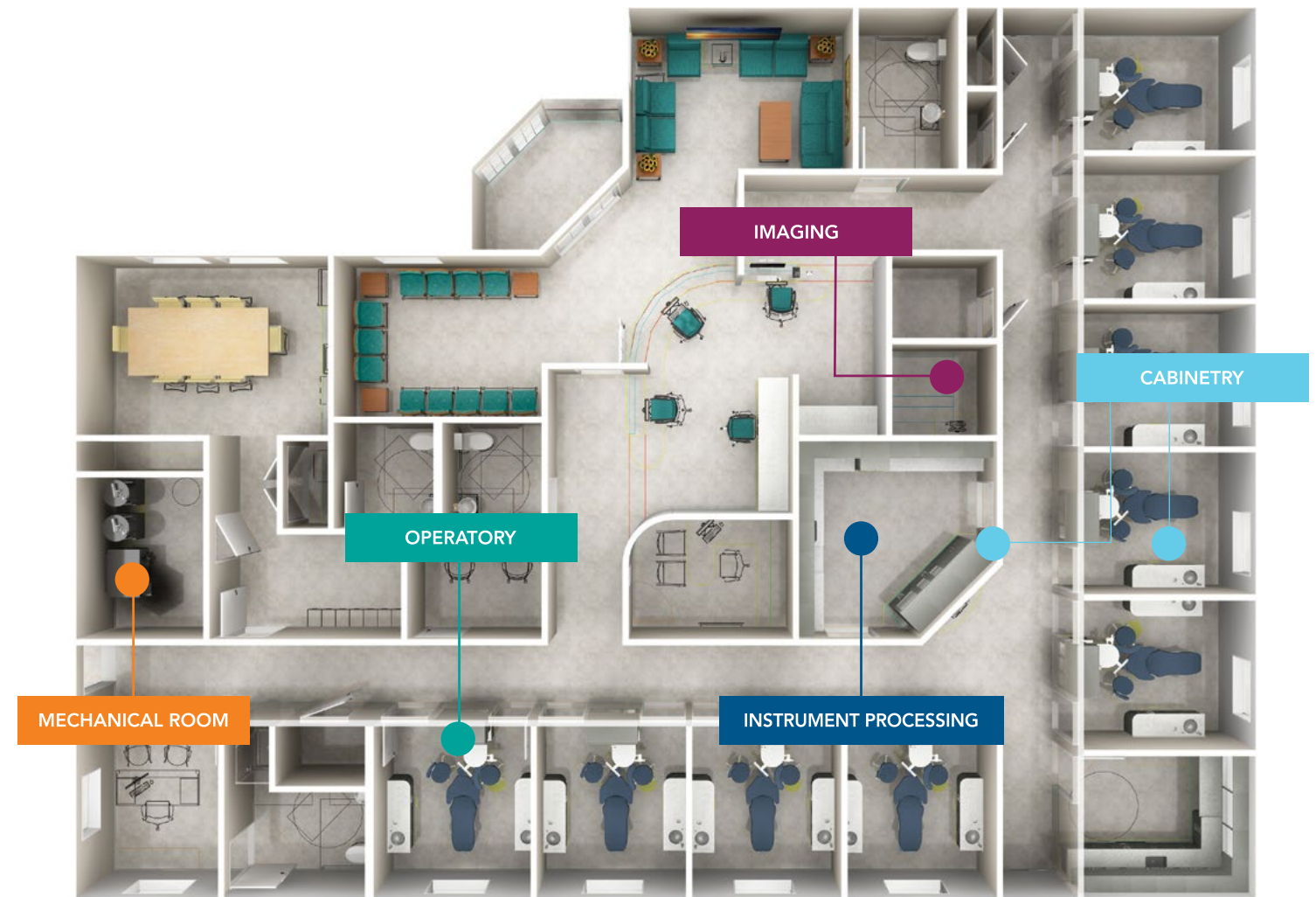
See What Our Customers Are Saying

"It has almost been ten years since we had our cabinets from Midmark installed, and they still look and perform just as well as when they were first installed! We loved being able to go to the Midmark showroom and see all of their products in work settings. It clearly demonstrated to us our options and allowed us to see and choose exactly which products would best suit our needs. We wouldn't go anywhere else."

Dr. Mark Armstrong
Armstrong Dentistry, Troy, OH

"I really like how modern the Artizan Expressions look can be. It allows a lot of versatility to customize a space to your own style."

Dr. Jenna Triggiani
Two Rivers Family Dentistry,
Lisbon, ME



Visit the Midmark Experience Center

A team of Midmark design experts are ready to help you personalize and equip your entire clinical environment from the layout of every room to each sterilizer, chair, door and drawer—down to the smallest detail. Let us help you bring your dental practice vision to life.



HOW IT'S CREATED

Check out our videos on how Synthesis and Artizan Expressions Cabinetry are made. See the quality and craftsmanship that go into each and every cabinet we produce.

midmark.com/synthesiscabinetry_creation
midmark.com/artizanexpressions_creation



DENTAL DESIGN TOOL

Our easy-to-use, life-like digital tool helps you find your individual style and visualize how your operator and sterilization space will look.

midmark.com/designtool

SOURCES

- 1 <https://www.zippia.com/dental-hygienist-jobs/demographics/>
- 2 <https://www.ada.org/resources/research/health-policy-institute/dental-education>
- 3 <https://www.cdc.gov/nchs/fastats/body-measurements.htm>



► The Midmark Experience



Designing better care.®



CARB 93120.2 Phase 2 Compliant and TSCA Title VI Compliant

Ultraleather, Tog-L-Loc, LEED, Arauco, Formica and Lumicor are not trademarks of Midmark Corporation and are the sole property of their respective owners.

Visit midmark.com/dental/products for the most current colors and finishes available for each product. The color examples shown here and online are the best representation of the original material. Actual color may vary slightly. We strongly recommend that you contact Midmark Customer Experience at 1.800.MIDMARK to request a sample before placing your order.

Midmark is an ISO 13485 and ISO 9001 Certified Company.
Certain products are not included. See the complete list at: midmark.com/ISO

For more information, contact your Midmark dealer or call: 1.800.MIDMARK
Outside the USA, call: 1.937.526.3662 or visit our website: midmark.com

© 2024 Midmark Corporation, Versailles, Ohio USA
Products subject to improvement changes without notice.
Litho in USA.

007-10010-00 Rev F1 (8/24)

