



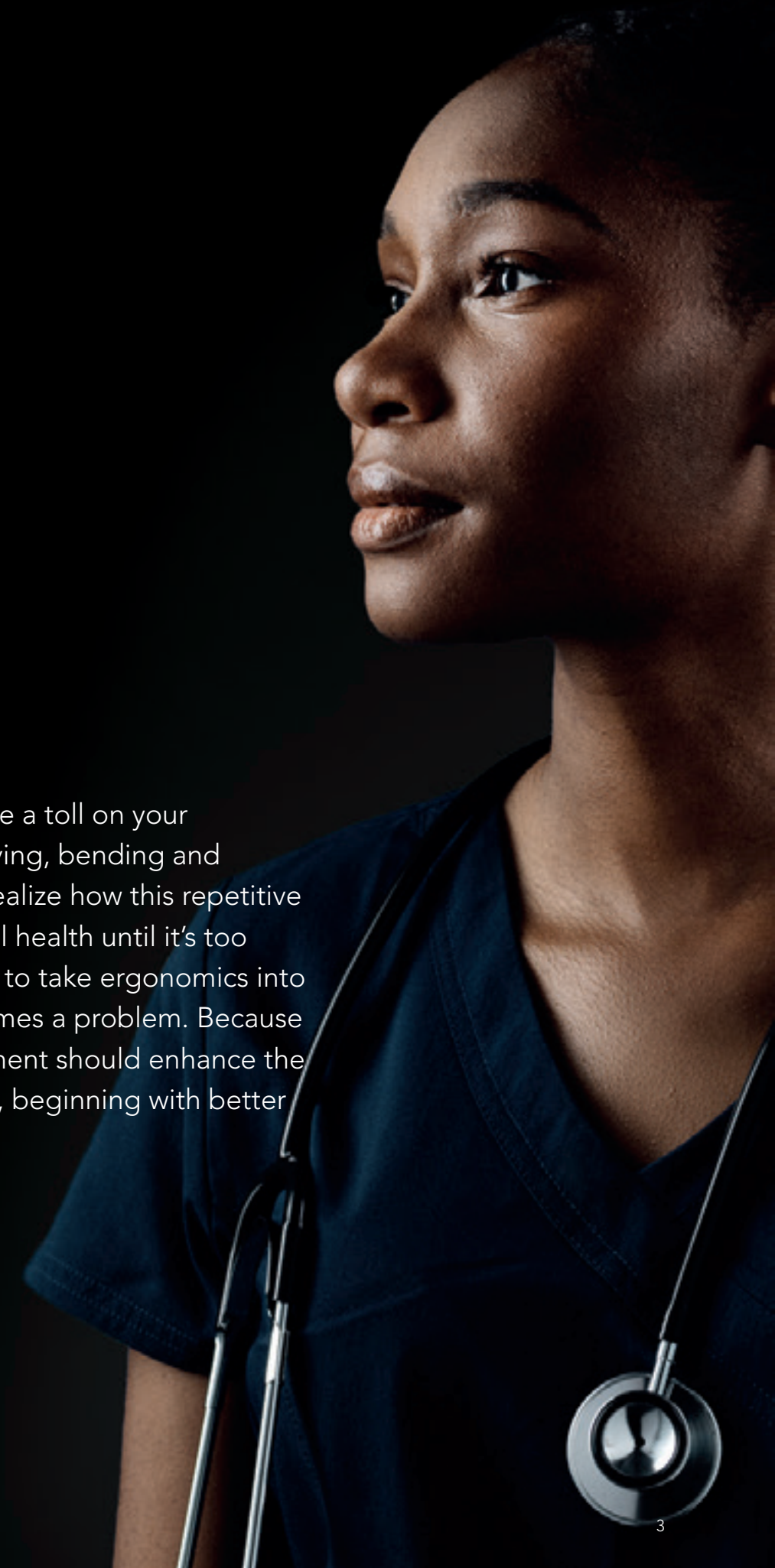
MEDICAL

# Workstations

# Better care begins with better design



The work that you do can take a toll on your body—you're constantly moving, bending and reaching. And you may not realize how this repetitive motion can affect your overall health until it's too late. That's why it's important to take ergonomics into consideration before it becomes a problem. Because at the end of the day, equipment should enhance the patient-caregiver experience, beginning with better flexibility at the point of care.



# Improper posture may be hurting you.

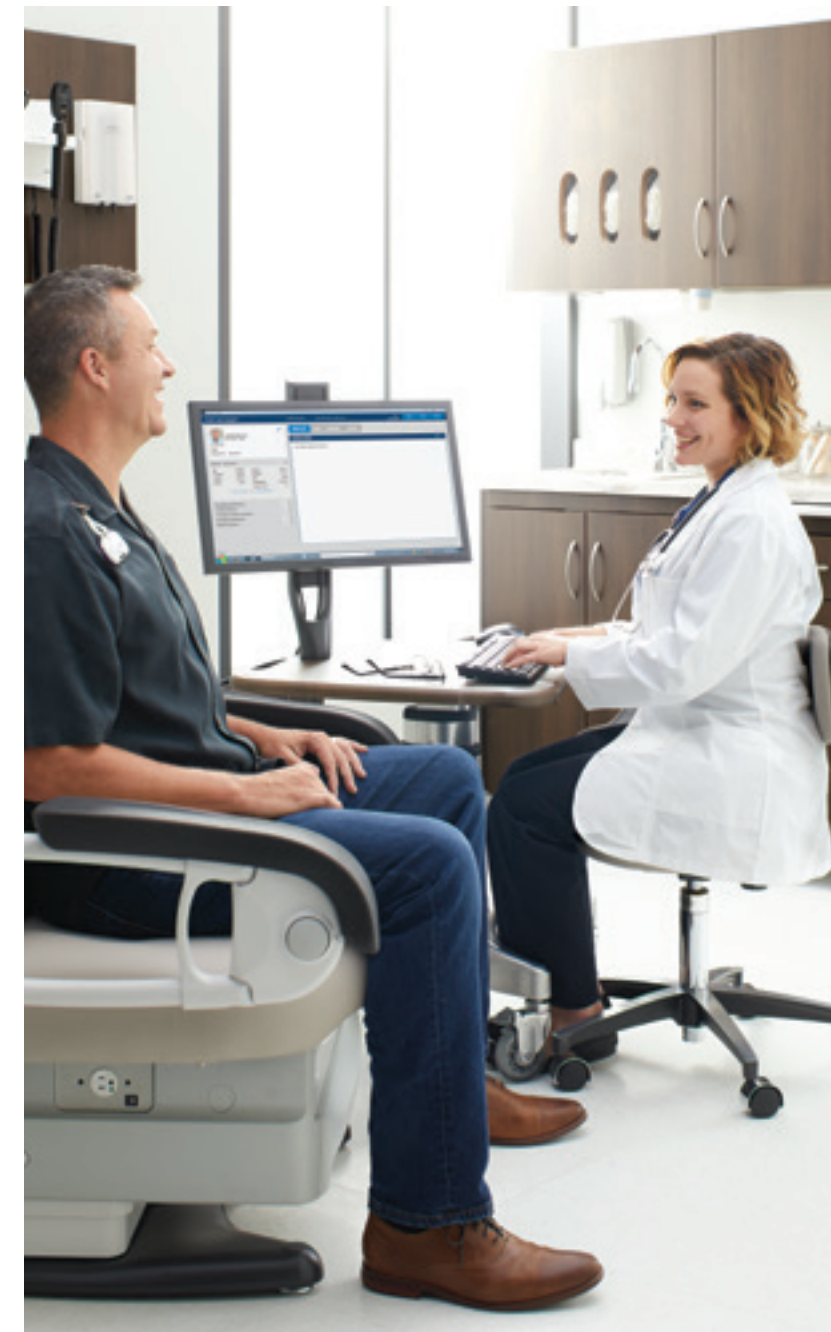
The effects of computer usage on the human body is oftentimes overlooked when we think about safety in healthcare facilities. However, physicians spend close to half their working hours behind a computer.<sup>1</sup> That's why proper posture is important.



## IMPROPER POSTURE

There is no support at the point of care for technology, forcing the caregiver to support the technology instead. Her poor posture will cause neck, shoulder, arm, wrist and back strain with increasing discomfort over time.

# What does proper posture look like?



- 01 Computer screen below eye level
- 02 Shoulders relaxed with back straight and supported
- 03 Arms close to the body, elbows bent at a 90° angle and wrists straight
- 04 Feet flat on the floor?

# Better ergonomics for every body.

It's no secret that being a healthcare provider is demanding. In fact, it's one of the toughest jobs in the United States today.

## 1 OUT OF 5

Non-fatal injuries reported in the US in 2023 were healthcare-related.<sup>3</sup>

## 3X

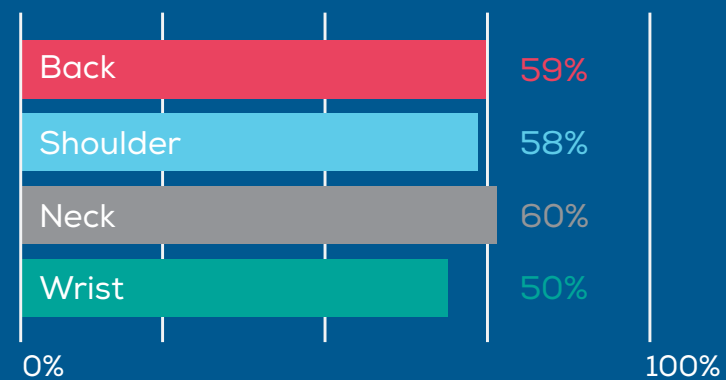
Healthcare workers are almost three times as likely to suffer from work-related injuries than construction workers.<sup>3</sup>

## 49%

Amount of time physicians spend each day on EHR and desk work.<sup>1</sup>

It's not just lifting patients that puts today's caregivers at risk. As the industry shifts toward automation, the increased time behind a computer is likely to add to the already high rate of injuries in healthcare workers.

### THE MOST COMMONLY REPORTED REPETITIVE STRAIN INJURIES FOR CAREGIVERS SINCE THE INCEPTION OF THE EHR.<sup>4</sup>



## \$66K

AVERAGE COST PER INCIDENT FOR INJURIES LIKE SPRAINS, STRAINS, INFLAMMATION AND CARPAL TUNNEL SYNDROME.<sup>5</sup>

That's why we worked with over 20 facilities across the United States to create mobile workstations that can support users from a **5'0" person seated** to a **6'4" person standing**—and everyone in between.



# Work comfortably. Stay connected.



01



02

### 01 HEIGHT ADJUSTMENT

26" of height adjustment allows you to work from an ergonomically correct position whether seated, standing, stationary or mobile.

### 02 STURDY CASTER BASE

Easily move the workstation from room to room with the sturdy caster base design.

03



04



### 03 180° OF ROTATION

Left-to-right monitor rotation helps you maintain eye contact with patients and share content when needed.

### 04 EASY POSITIONING

Easily adjust the workstation height for each user with little force using the intuitive guidance label and lever.



Workstations

# Midmark® Workstations



Midmark Workstations are designed to improve flexibility and efficiency, allowing you to work from a variety of ergonomically correct positions while maintaining eye contact with patients.

## Better versatility Right at your fingertips.

With changing technology comes different needs. Midmark Workstations offer a variety of options for the integration of technology in the medical space. Configure your workstation the way you need it, where you need it, no matter your choice of hardware platform or location in a facility.



**6214**  
Procedure Workstation



**6215**  
Rectangular Workstation



**6215-002**  
Compact Rectangular Workstation



**6215-003**  
Compact Kidney Workstation



**6211**  
Secure Laptop Workstation



**6212**  
Flat Panel PC Workstation



**6213**  
Flat Panel Secure PC Workstation



**6217**  
Secure Laptop Workstation  
+ Mouse Tray



**6218**  
Flat Panel PC Workstation  
+ Mouse Tray



**6219**  
Flat Panel Secure PC Workstation  
+ Mouse Tray

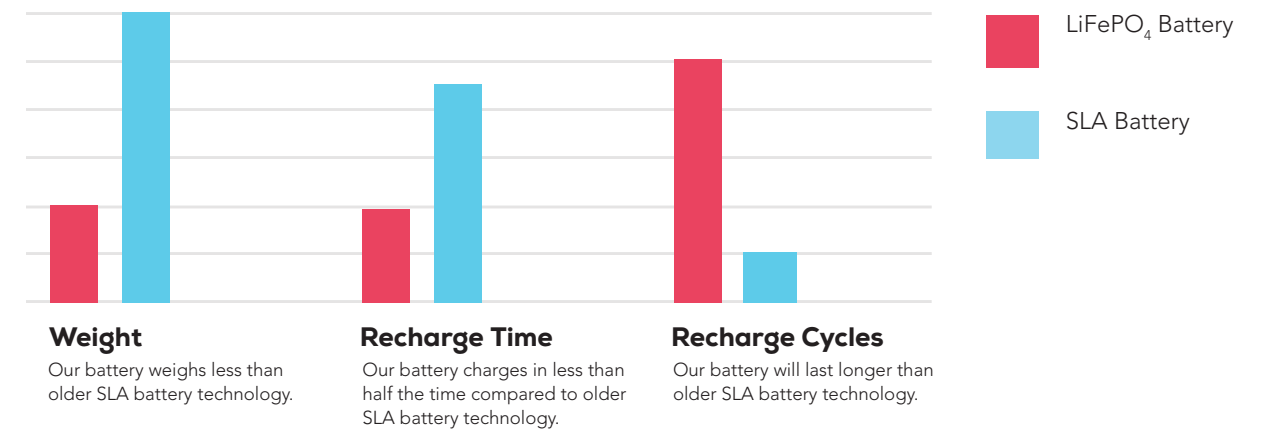
# Putting the power to choose in your hands.

Add a power supply accessory to most Midmark® Workstations and keep your computer hardware running for up to a 10-hour shift without needing recharged. Our AC power modules serve as the flexible platform you need for the hardware you choose.



# Power designed to last longer.

Our dependable, long-lasting lithium iron phosphate (LiFePO<sub>4</sub>) battery charges quickly to get you back up and running fast.



Workstation shown with medical grade power cord and optional remote user interface.

# Wall units make the most of your space.



## 6281

Wall mounted workstation designed for 22" of independent height adjustment for laptop and tablet-based technology components.



## 6282 + 6283

Standard and heavy duty wall mounted workstations designed for 22" of independent height adjustment for PC-based technology components.

## WALL UNIT ACCESSORIES

### ADJUSTABLE PC HOLDER



**Dimensions**  
10" W x 3.75" D x 7" H

### TAMPER PROOF PC HOLDER



**Dimensions**  
15.74" W x 3.96" D x 12.13" H

### EXTENSION ARM



**Dimensions**  
22" W x 2" D x 5.8" H

### VESA MOUNT BAR CODE HOLDER



**Dimensions**  
14.3"-16.2" W x 6.25" D x 4.35" H

### TRACK MOUNT BAR CODE HOLDER



**Dimensions**  
5" W x 4.73" D x 9" H

### DUAL MONITOR ARM



**Dimensions**  
26.8" W x 4.6" D x 02.58" H

All wall unit accessories shown are available in Mist color only.



Mobile  
Workstation  
Accessories

# ACCESSORIES HELP ADD VERSATILITY + FUNCTION TO YOUR WORKSTATION

## AC POWER SYSTEM\*



**Dimensions**  
16.5" W x 9.5" D x 11" H

**Capacity**  
491 WHR

**Battery Technology**  
LiFePO<sub>4</sub> - lithium iron phosphate

## COILED POWER CORD



**Steel Bracket (shown)**  
7.2" W x 1.8" D x 2.5" H

**Cord Tray Bracket**  
2.5" W x 1.8" D x 2.5" H

Both have 8' max extension length

Medical grade cord w/ 3 AC outlets

Right or left mount available

## COLUMN BASKET



**Front**  
17.45" W x 12" D x 4.07" H

**Rear**  
17.45" W x 12" D x 4.07" H

**Dual (shown)**  
17.45" W x 15.68" D x 4.07" H

## REAR BASKET



**Dimensions**  
16.64" W x 6.47" D x 4" H

**Capacity**  
5 lb max

## DRAWER



**Non-Locking**  
14" W x 10" D x 5.3" H

**Keyless Lock (shown)**  
14" W x 10.65" D x 5.3" H

## ADJUSTABLE UTILITY SHELF\*



**Dimensions**  
17.63" W x 12.5" D x 8.125" H

**Internal Depth Range**  
8.80" min to 17.33" max

**Capacity**  
30 lb max

## SCALE HOLDER



**Dimensions**  
14.5" W x 12.15" D x 12.25" H

**Capacity**  
7 lb max

Right or left mount available

## CPU HOLDER



**Dimensions**  
10" W x 12.55" D (max) x 7.25" H

Can accommodate devices from 1.27" to 3.95" thick

Can be mounted in front or rear (rear mount shown)

## VOIP SHELF



**Dimensions**  
16.25" W x 5.24" D x 6" H

**Capacity**  
5 lb max

Right or left mount available

## VOIP BRACKET



**Dimensions**  
13.0" W x 6.05" D x 3.40" H

**Capacity**  
6 lb max

Right or left mount available

## BAR CODE HOLDER



**Vesa Mount (shown)**  
15" W x 6.47" D x 4.35" H w/up to 3.45" of horizontal adjustment

**Surface Mount**  
3.11" W x 4.23" D x 3.04" H

Right or left mount available

**Capacity**  
2 lb max weight for both options

## VITAL SIGNS ACCESSORIES



**Equipment Pole**  
19" W x 4" D x 22.5" H  
Up to 18" of height adj.

**BP Cuff Holder**  
3" W x 3.1" D x 8.75" H

**Vital Signs Equipment Pole Mount**

## DUAL MONITOR MOUNT



**Dimensions**  
26.83" W x 2.61" D x 4.6" H

**Capacity**  
5 lb to 15 lb max total weight

**Vesa Patterns**  
75 mm + 100 mm  
Each Vesa Plate has 7.435" of horizontal adjustment and 90° rotation capability.

## LAPTOP DISPLAY HOLDER



**Dimensions**  
7.25" W x 3.35" D x 12.52" H

**Capacity**  
10 lb max

## VESA MOUNTING PLATE



**Dimensions**  
12.29" W x 1.88" D x 4.94" H

**Capacity**  
5 lb max

**Vesa Patterns**  
75 mm + 100 mm

## TABLET DISPLAY HOLDER



**Dimensions**  
6.88" W x 1.35" D x 8.14" H

**Capacity**  
Minimum tablet weight 3.5 lb to use monitor height adjustment

## MOBILE PRINTER SHELF




**Dimensions**  
14.86" W x 8.7" D x 1.5" H

**Internal Width Range**  
4.29" min to 6.81" max

**Capacity**  
5 lb max

\*This accessory requires the workstation to have a large base (22.5" D x 20.5" W).

# COLOR OPTIONS



- Mist 980\*
- Venus Silver 804
- Flat Iron 807
- Storm 802
- Riverstone 967
- Pearl Essence 805
- Ember 968
- Tundra 966
- Frost 791, 931\*
- Fog 969\*
- Pebble Grey 216, 793\*
- Sandbar 963
- Prairie 622
- Dune 794
- Flax 975
- Oat 611
- Russet 964
- Timber 801
- Sable 965

\*PVC Free available.

# SPECIFICATIONS

## NON-POWERED WORKSTATIONS

26" of height adjustment, from 23" to 49"

2 total-locking casters front; 2 nonlocking casters rear

3.94" (100 mm) oversized casters

Polished aluminum column and caster base

Worksurface dimensions:

- 6211 – 23" D x 26" W
- 6212 – 23" D x 26" W
- 6213 – 23" D x 26" W
- 6214 – 21" D x 26" W
- 6215 – 21" D x 26" W
- 6215-002 – 17.5" D x 23.5" W
- 6215-003 – 17" D x 25" W
- 6217 – 23" D x 22" W
- 6218 – 23" D x 22" W
- 6219 – 23" D x 22" W

Monitor arm (models 6212, 6213, 6218, 6219):

75 mm and 100 mm VESA mounting patterns

9.5" independent vertical adjustment + up to 40 degrees positive tilt

Capacity range 5 lb min to 20 lb max

Independent rotation of 180°

Base dimensions:

- 6211 – 19.5" D x 20.5" W
- 6212 – 22.5" D x 20.5" W
- 6213 – 22.5" D x 20.5" W
- 6214 – 19.5" D x 20.5" W
- 6215 – 19.5" D x 20.5" W
- 6215-002 – 19.5" D x 20.5" W
- 6215-003 – 19.5" D x 20.5" W
- 6217 – 19.5" D x 20.5" W
- 6218 – 22.5" D x 20.5" W
- 6219 – 22.5" D x 20.5" W

Weight limits:

- 6211 – 20 lb
- 6212 – 30 lb
- 6213 – 30 lb
- 6214 – 20 lb
- 6215 – 20 lb
- 6215-002 – 20 lb
- 6215-003 – 20 lb
- 6217 – 20 lb
- 6218 – 30 lb
- 6219 – 30 lb

ANSI/BIFMA compliant

## WALL MOUNT WORKSTATIONS

6281, 6282 and 6283 have 22" of height adjustment

Worksurface dimensions:

- 6281 – 14" D x 19" W
- 6282 – 10" D x 25" W
- 6283 – 10" D x 25" W

Weight limits:

- 6281 – 8 lb
- 6282 – 20 lb
- 6283 – 35 lb

## AC POWERED WORKSTATIONS\*

AC power supply complies with the following safety standards: UL/IEC 60601-1 (3<sup>rd</sup> Ed.) UL/IEC 60950-1

*\*This accessory requires the workstation to have a large base (22.5" D x 20.5" W).*

# SOURCES

- 1 2 Sinsky C, Colligan L, Li L, et al. Allocation of physician time in ambulatory practice: A time and motion study in 4 specialties. *Ann Intern Med.* 2016;165(11):753-760. DOI: 10.7326/M16-0961
- 2 <https://uhs.princeton.edu/health-resources/ergonomics-computer-use>
- 3 U.S. Bureau of Labor Statistics, 2023 data: [bls.gov/news.release/pdf/osh.pdf](https://www.bls.gov/news.release/pdf/osh.pdf)
- 4 <https://pdfs.semanticscholar.org/f4f4/e346b9e89655131a6dfea989af799fabb973.pdf>
- 5 Estimated using OSHA Safety Pays Calculator: [osha.gov/safetypays](https://www.osha.gov/safetypays)



Designing better care.®



USGBC  
MEMBER

CARB 93120.2 Phase 2 Compliant and TSCA Title VI Compliant

The color examples shown are the best representation of the original material. Actual color may vary slightly. We strongly recommend that you contact Midmark Customer Engagement at 1.800.MIDMARK to request a sample before placing your order.

USGBC® and the related logo are trademarks owned by the U.S. Green Building Council® and are used with permission.

Midmark is an ISO 13485 and ISO 9001 Certified Company. Certain products are not included. See the complete list at: [midmark.com/ISO](http://midmark.com/ISO)

For more information, contact your authorized Midmark distributor or call: 1.800.MIDMARK

Outside the USA call: 1.937.526.3662  
or visit our website: [midmark.com](http://midmark.com)

© 2026 Midmark Corporation, Versailles, Ohio USA  
Products subject to improvement changes without notice.

007-10137-00 Rev. F1 (6/26)

