

ANIMAL HEALTH

2025 Animal Housing Catalog

Solutions designed for companion animals and their care providers.



**Better care doesn't happen by chance—
it happens by design.**

Design that takes into account not just the space, but the people working in it. At Midmark, we believe that when you harmonize space, workflow and technology, it leads to healthier pets, happier clients and staff, and it contributes to the success of the organization. It's this attention to our customers and design that has enabled us to transform animal care environments.



Get the support you deserve.

Designing a better care experience starts with a better customer experience.



By partnering with Midmark, you can receive expert help designing a practice that can make you more efficient, help you retain talented staff and lead to better clinical outcomes for your patients.



TO LEARN MORE

Call: 1.800.MIDMARK

Visit: midmark.com

Midmark Customer Engagement

Available to serve your needs from 8:00 AM - 5:00 PM, Monday through Friday (ET). Our dedicated customer engagement team provides expert support with facility design, order status tracking and project coordination to help ensure a smooth, efficient experience from start to finish.

Midmark Customer Engagement

Phone 1.844.856.1236
Email: veterinary@midmark.com
Fax: 1.877.725.6495

Midmark Synthesis Cabinetry

Phone: 1.844.856.1236

Midmark Technical Support

Available to serve your needs from 8:00 AM - 5:00 PM, Monday through Friday (ET). Our dedicated team of technical support professionals provides remote product support including parts identification, documentation, service, warranty and more.

Phone Support

Phone: 1.844.856.1232
Email: veterinaryts@midmark.com

Onsite Repair

Phone: 1.844.856.1232

Online Parts Store

Email: midmarkserviceparts.com



Scan here for current pricing and the latest version of this document, including post-print updates.

Pricing and product availability in this catalog supersede information in all other catalogs. Products and prices are subject to change or discontinuation without prior notice. Midmark prices that are in effect when your order is received will be honored even if the items are temporarily out of stock.



WARNING: For California residents, please reference our website for product features or visit: midmark.com/proposition-65

Contents

ANIMAL HOUSING: CAGES

Accessories, Cage	26-32
Cages, Stainless Steel	16-33

ANIMAL HOUSING: CRITICAL CARE

ISO-Care Quarantine Cages	43
IV Products	40-41
Oxygen Therapy + Accessories	37-39
Quiet Cottages Fiberglass Cages	42
Warming Systems	36

ANIMAL HOUSING: KENNELS

Chain Link Runs	56
Dog Daycare Room Dividers	55
Double-Deck Kennels	59
K-9 Cabin Double-Stacked System	57
Kennels	44-63
Kennel Accessories	54, 63
Luxury Walk-In Dog Suites	58
Sani-Kennels	46
Silvis Seal™ + Sani-Slope™	47
Space Saver Folding Kennel	60-61
T-Kennel Run System	52-53
Tri-Kennels	53
UltraBase™ Above Floor Kennels	62

ANIMAL HOUSING: FELINE SOLUTIONS

Cat Condos + Suites	64-69
Cat Towers	74
Custom Cat Runs	75
Luxury Cat Condos	73
Play-Around™ Cat Kennel	76
Raintree Cat Condos	72
Specialty Cat Housing	71

GROOMING

Dryer Cages	93
Grooming	78-93
Grooming Accessories	91-92
Grooming Tables + Tubs	82-90

Ordering Information	94
----------------------------	----

Warranty Information	95
----------------------------	----

Midmark Locations	98-99
-------------------------	-------



VETERINARY PRACTICE

Enhance patient care with innovative housing designed for **efficiency, safety and comfort.**

01 MATERIALS DESIGNED FOR DAILY USE

Durable, high-quality materials support infection control and stress reduction, promoting safe and efficient patient care.

02 SOLUTIONS THAT ADAPT TO YOUR NEEDS

Flexible configurations maximize space and evolve with your practice. Optional components convert standard housing into specialized units—saving space and reducing long-term cost.

03 HEALING SPACES FOR SPECIALIZED CARE

Quiet, insulated enclosures and advanced climate control create the ideal environment for recovery and critical care.

To learn more, go to page 10.



BOARDING FACILITIES

Create a meaningful and **standout experience for pets** and their people.

01 LUXURY THAT ATTRACTS PET PARENTS

A polished, inviting aesthetic builds trust and showcases your facility as the best choice for pet care.

02 FLEXIBILITY TO MEET CHANGING NEEDS

Adaptable housing supports varying volumes, multi-pet families and diverse enrichment activities.

03 CLEANABLE MATERIALS BUILT TO LAST

Durable, hygienic surfaces withstand daily cleaning and maintain a professional appearance.

To learn more, go to page 12.



ANIMAL SHELTERS

Design better spaces that **support animals, staff and adopters** alike.

- 01 WELCOMING SOLUTIONS BUILT TO LAST**
Durable, easy-to-clean materials support a welcoming environment and deliver long-lasting performance, from intake to adoption areas.
- 02 HOUSING DESIGNED FOR WELL-BEING**
Supporting natural behaviors fosters relaxation and confidence, helping animals become more approachable for adopters.
- 03 CLEAN SPACES, HEALTHY ANIMALS**
Hygienic materials and efficient cleaning features promote a healthier shelter environment.

To learn more, go to page 14.



GROOMING SALONS

Choose grooming solutions designed for **performance, comfort and care**.

- 01 ERGONOMICS THAT WORK**
Adjustable tables and lift tubs reduce strain and enhance groomer comfort.
- 02 EFFICIENCY GAINS FOR SMOOTHER DAYS**
Streamlined equipment and organized workspaces improve workflow, saving time without sacrificing quality.
- 03 SAFETY AND COMFORT**
Secure, comfortable housing helps ensure pets stay safe post-grooming while maintaining a calm, clean environment.

To learn more, go to page 80.

Animal Housing

Midmark animal housing offers the flexibility you need for your clinic, shelter or animal care facility. From kennels and modular cage units to stylish condos, you can create a warm and welcoming environment without sacrificing the look and functionality you desire.



Veterinary Practice

Animal Housing Materials: Choosing the Best for Your Veterinary Facility

Selecting the proper animal housing materials impacts patient well-being, workflow efficiency and hygiene. Each material has unique strengths suited for different areas of your veterinary facility. See the right-hand column for a list of popular materials and their best applications.





STAINLESS STEEL

The gold standard for hygiene + durability

Best Use: Post-operative recovery, high-traffic containment areas

Why? Stainless steel is easy to disinfect, highly durable, and resistant to moisture, making it ideal for clinical environments where sanitation is crucial.

FIBERGLASS REINFORCED PLASTIC

Seamless Elegance + Cleanability

Best Use: Luxury-style suites

Why? Fiberglass and similar materials provide a soft-touch, moisture-resistant surface that is quieter than stainless steel while resisting odors and bacteria. With configurable colors, they create a clean, welcoming space for pets signaling a premium experience that pet parents expect.

TEMPERED GLASS

Aesthetic + Stress-Reducing

Best Use: Feline housing, temporary holding units, isolation units



Why? Tempered glass offers a modern aesthetic that helps muffle exterior noises, creating a lower-stress environment for animals.

WIRE GRID

Maximum Ventilation + Visibility

Best Use: Temporary holding areas, lower-cost containment solutions

Why? Wire grid enclosures allow superior airflow and clear visibility for monitoring patients, making them an affordable and effective option.



Why pick one?

Mix Materials for Best Results

Your hospital will likely benefit from using a combination of materials to support various care areas, patient needs and workflow.

Boarding Facilities

Animal Housing Materials: Choosing the Best for Your Boarding Facility

Selecting the proper animal housing materials impacts animal well-being, workflow efficiency, aesthetics and hygiene. Each material has unique strengths suited for different areas of your facility. Below are key material choices and their best applications.





TEMPERED GLASS

The Luxury Of Transparency

Best Use: Glass-front or glass-back kennels, luxury-style suites, client-facing areas

Why? Tempered glass elevates the boarding experience by creating an upscale, spa-like atmosphere. Its sleek transparency offers pet parents a reassuring view of their pets while reducing noise and stress for boarded animals. Resistant to scratches, it provides a high-end look and tranquil environment for pets.

WILSONART®

Comfort + Sound Reduction

Best Use: Feline housing, overnight boarding, general holding areas.

Why? Warmer and softer than stainless steel, it minimizes stress, resists moisture and bacteria, and provides sound dampening for a quieter environment.

WIRE GRID

Maximum Ventilation + Visibility

Best Use: Temporary holding areas, budget-friendly containment solutions

Why? Wire grid enclosures provide superior airflow and visibility, making them ideal for short-term stays. They offer a cost-effective solution while enabling monitoring of animals.

Why pick one?

Consider a Multi-Material Approach for Best Results.

Your boarding facility will likely benefit from using a combination of materials to support various needs while positioning your facility as a premier option for companion animal accommodations.

Animal Shelters

Animal Housing Materials: Choosing the Best for Your Animal Shelters

Selecting proper housing materials impacts animal well-being, efficiency and hygiene. Since each shelter area has unique needs, no one material fits all. Each offers strengths suited to specific parts of the facility. Below are key material choices and their best uses.





STAINLESS STEEL

The gold standard for hygiene + durability

Best Use: Intake housing, holding areas, medical isolation

Why? Stainless steel is highly durable, non-porous, and designed for rigorous disinfection. Its resistance to moisture and bacteria makes it ideal for high-traffic environments where sanitation is critical.

FIBERGLASS REINFORCED PLASTIC

Warmth + Visual Appeal

Best Use: Feline housing, adoption spaces

Why? Fiberglass provides a warmer and quieter alternative to metal, helping to reduce stress in animals. Available in a variety of colors, it enhances the aesthetics of adoption areas while maintaining durability with frequent cleaning.

TEMPERED GLASS

Visibility with Reduced Stress

Best Use: Adoption spaces, feline housing, high-end enclosures


Why? Tempered glass provides a sleek, modern aesthetic while reducing noise and visual overstimulation. Its smooth, non-porous surface is easy to clean, making it a practical yet attractive option for housing environments.

WIRE GRID

Maximum Ventilation + Visibility

Best Use: Temporary holding areas, budget-friendly housing solutions

Why? Wire grid enclosures provide superior airflow and visibility, making them ideal for short-term stays. They offer a cost-effective solution while enabling monitoring of animals.



Why pick one?

Consider a Multi-Material Approach for Best Results

Your shelter will likely benefit from using a combination of materials to support various areas and needs throughout your facility.

Cages

Stainless steel cages are designed for companion animal safety and long-term durability. A variety of configurations and non-corrosive materials are available to support efficiency and comfort for the animals in your care.



Anatomy of a Cage

- 01 Radiused hardware minimizes sharp corners
- 02 Patented quiet closing polymer-encased Stainless Steel hinge
- 03 One-piece door with welds on every intersection
- 04 Fluid-retaining lip
- 05 Rounded corners for easy cleaning
- 06 Stainless Steel 1"-square tube frame for strength
- 07 Top, bottom, and sides made from one Stainless Steel sheet. Back is a separate sheet.
- 08 Sound-dampening patch
- 09 Sound-dampening, durable latch with acetal bushings
- 10 Tight spacing near latch keeps paws away! (30" W and smaller)



Benefits of a Double Door Cage

Looking for a housing solution for large dogs?
Try our Double Door (DD) cages.

- Removable divider bar adds strength and integrity when securing the latch, but it also allows for easier opening.
- Removing the divider bar allows you to slide in a recumbent patient.
- Insert cage dividers to house multiple small animals.
- Shown with optional Quiet-Time Cage Cover (top left).
- Patented Hinge Design US Patent #7,805,808

Available sizes:

42"W x 24"H	48"W x 30"H	60"W x 30"H
42"W x 30"H	48"W x 36"H	60"W x 36"H
42"W x 36"H	54"W x 30"H	72"W x 30"H
48"W x 24"H	54"W x 36"H	72"W x 36"H



Cages with Portals

We developed the Cat Portal with researchers from the University of California, Davis. Our Cat Portal package includes a spacer for proper installation.

Benefits of Portalizing

Double compartment housing can reduce pet stress by providing more room and more choices. The Cat Portals are available in 8" and 10" openings.

Ordering New Cages with Portals

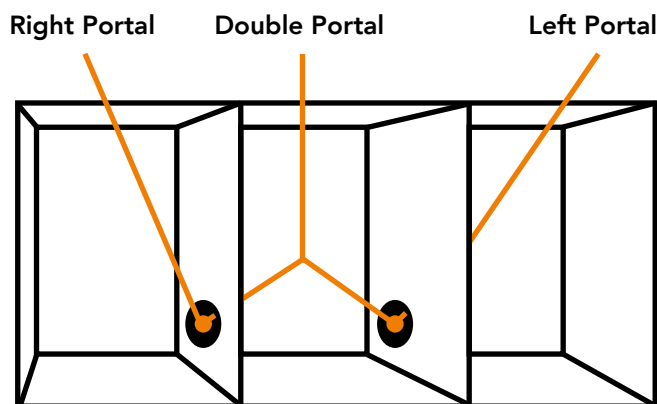
You can specify one or more of your new cages to have portal openings pre-cut during the construction phase. Talk with your sales representative (1.844.856.1236) about your options and needs. The standard sizes are listed below. **Note:** Portals will not fit into 18"H cages.



Cat Portal



Industry Standard Cage Sizes	
Size	Weight
18" x 18"	34 lb
18" x 24"	40 lb
18" x 30"	45 lb
24" x 18"	42 lb
24" x 24"	47 lb
24" x 30"	56 lb
24" x 36"	63 lb
30" x 24"	56 lb
30" x 30"	64 lb
30" x 36"	73 lb
36" x 24"	70 lb
36" x 30"	73 lb
36" x 36"	79 lb
42" x 30"	79 lb
42" x 36"	83 lb
42" x 24"	75 lb
48" x 30"	92 lb
48" x 30" DD	95 lb
48" x 36"	101 lb
48" x 36" DD	103 lb
54" x 30" DD	147 lb
54" x 36" DD	150 lb
60" x 30" DD	159 lb
60" x 36" DD	162 lb
72" x 30" DD	189 lb
72" x 36" DD	198 lb



4' Stainless Steel Cage Assemblies

Most Popular Assembly



4' Assembly, Option A

Top: 2 - 24"W x 24"H cages
Bottom: 1 - 48"W x 30"H double door cage


902-0103-19	Without Platform	\$3,281.00
902-0103-20	Mobile Platform	\$3,830.00
902-0103-21	Stationary Platform	\$3,828.00



4' Assembly, Option B

Top: 2 - 24"W x 30"H cages
Bottom: 1 - 48"W x 30"H double door cage

902-0103-16	Without Platform	\$3,391.00
902-0103-17	Mobile Platform	\$3,940.00
902-0103-18	Stationary Platform	\$3,916.00



4' Assembly, Option C

Top: 2 - 24"W x 24"H cages
Middle: 2 - 24"W x 18"H cages
Bottom: 1 - 48"W x 30"H double door cage

902-0105-33	Without Platform	\$4,843.00
902-0105-34	Mobile Platform	\$5,392.00
902-0105-35	Stationary Platform	\$5,368.00

5' Stainless Steel Cage Assemblies



5' Assembly, Option A

Top: 2 - 30"W x 30"H cages
Bottom: 2 - 30"W x 30"H cages


902-0104-19	Without Platform	\$4,152.00
902-0104-20	Mobile Platform	\$4,804.00
902-0104-21	Stationary Platform	\$4,780.00



5' Assembly, Option B

Top: 2 - 30"W x 24"H cages
Bottom: 1 - 60"W x 36"H double door cage

902-0104-22	Without Platform	\$4,394.00
902-0104-23	Mobile Platform	\$5,046.00
902-0104-24	Stationary Platform	\$5,022.00



5' Assembly, Option C

Top: 2 - 30"W x 24"H cages
Middle: 2 - 30"W x 24"H cages
Bottom: 2 - 30"W x 30"H cages

902-0104-25	Without Platform	\$5,620.00
902-0104-26	Mobile Platform	\$6,272.00
902-0104-27	Stationary Platform	\$6,248.00

6' Stainless Steel Cage Assemblies



6' Assembly, Option A

Top: 3 - 24"W x 30"H cages
Bottom: 2 - 36"W x 30"H cages

902-0105-36	Without Platform	\$4,918.00
902-0105-37	Mobile Platform	\$5,731.00
902-0105-38	Stationary Platform	\$5,695.00



6' Assembly, Option B

Top: 2 - 36"W x 30"H cages
Bottom: 1 - 72"W x 36"H double door cage

902-0105-39	Without Platform	\$5,132.00
902-0105-40	Mobile Platform	\$5,945.00
902-0105-41	Stationary Platform	\$5,909.00



6' Assembly, Option C

Top: 3 - 24"W x 24"H cages
Bottom: 1 - 48"W x 30"H double door cage, 1 - 24"W x 30"H cage

902-0105-42	Without Platform	\$4,998.00
902-0105-43	Mobile Platform	\$5,811.00
902-0105-44	Stationary Platform	\$5,775.00

7' Stainless Steel Cage Assemblies



7' Assembly, Option A

Top: 2 - 30"W x 30"H cages, 1 - 24"W x 30"H cage
Bottom: 1 - 48"W x 30"H double door cage, 1 - 36"W x 30"H cage

902-0106-16	Without Platform	\$5,711.00
902-0106-17	Mobile Platform	\$6,649.00
902-0106-18	Stationary Platform	\$6,613.00



7' Assembly, Option B

Top: 2 - 30"W x 30"H cages, 1 - 24"W x 30"H cage
Bottom: 1 - 36"W x 30"H cage, 2 - 24" x 30"H cages

902-0106-19	Without Platform	\$5,864.00
902-0106-20	Mobile Platform	\$6,802.00
902-0106-21	Stationary Platform	\$6,766.00

8' Stainless Steel Cage Assemblies



8' Assembly, Option A

Top: 4 - 24" W x 24" H cages

Bottom: 2 - 36" W x 30" H cages, 1 - 24" W x 30" H cage

902-0109-16	Without Platform	\$6,470.00
902-0109-17	Mobile Platform	\$7,511.00
902-0109-18	Stationary Platform	\$7,475.00



8' Assembly, Option B

Top: 4 - 24" W x 24" H cages

Bottom: 2 - 48" W x 30" H double door cages

902-0109-19	Without Platform	\$6,562.00
902-0109-20	Mobile Platform	\$7,538.00
902-0109-21	Stationary Platform	\$7,502.00



8' Assembly, Option C

Top: 4 - 24" W x 24" H cages

Middle: 2 - 36" W x 30" H cages, 1 - 24" W x 30" H cage

Bottom: 2 - 48" W x 30" H double door cages

902-0109-22	Without Platform	\$9,708.00
902-0109-23	Mobile Platform	\$10,684.00
902-0109-24	Stationary Platform	\$10,648.00



8' Assembly, Option D

Top: 1 - 36" W x 30" H cages, 2-30" Wx30" H

Bottom: 1 - 60" W x 36" H double door cage,
1 - 36" W x 36" H cage

902-0109-25	Without Platform	\$7,134.00
902-0109-26	Mobile Platform	\$8,175.00
902-0109-27	Stationary Platform	\$8,139.00

9' Stainless Steel Cage Assemblies



9' Assembly, Option A

Top: 3 - 36"W x 30"H cages
Bottom: 1 - 72"W x 36"H double door cage, 1 - 36"W x 36"H cage

902-0110-19	Without Platform	\$7,568.00
902-0110-20	Mobile Platform	\$8,770.00
902-0110-21	Stationary Platform	\$8,722.00

9' Assembly, Option B

Top: 2 - 30"W x 30"H cages, 2 - 24"W x 30"H cages
Bottom: 1 - 48"W x 30"H double door cage, 2 - 30" W x 30"H cages

902-0110-22	Without Platform	\$7,543.00
902-0110-23	Mobile Platform	\$8,622.00
902-0110-24	Stationary Platform	\$8,586.00

9' Assembly, Option C

Top: 2 - 30"W x 24"H cages, 2 - 24"W x 24"H cages
Middle: 2 - 30"W x 24"H cages, 2 - 24"W x 24"H cages
Bottom: 3 - 36"W x 30"H cages

902-0110-25	Without Platform	\$10,258.00
902-0110-26	Mobile Platform	\$11,460.00
902-0110-27	Stationary Platform	\$11,412.00

10' Stainless Steel Cage Assemblies



10' Assembly, Option A

Top: 4 - 30"W x 30"H cages
Bottom: 2 - 60"W x 36"H double door cages

902-0112-13	Without Platform	\$9,396.00
902-0112-14	Mobile Platform	\$10,578.00
902-0112-15	Stationary Platform	\$10,542.00

10' Assembly, Option B

Top: 5 - 24"W x 24"H cages
Middle: 4 - 30"W x 24"H cages
Bottom: 1 48" W x 36" H double door cage, 1 - 72" W x 36" H double door cage

902-0112-16	Without Platform	\$12,337.00
902-0112-17	Mobile Platform	\$13,577.00
902-0112-18	Stationary Platform	\$13,529.00

10' Assembly, Option C

Top: 5 - 24"W x 24"H cages
Middle: 4 - 30"W x 30"H cages
Bottom: 1 - 48"W x 30"H double door cage, 2 - 36"W x 30"H cages

902-0112-19	Without Platform	\$12,186.00
902-0112-20	Mobile Platform	\$13,426.00
902-0112-21	Stationary Platform	\$13,378.00

12' Stainless Steel Cage Assemblies



12' Assembly, Option A

Top: 4 - 30"W x 30"H cages, 1 - 24"W x 30"H cage
Bottom: 1 - 72"W x 36"H double door cage,
 2 - 36"W x 36"H cages

902-0114-13	Without Platform	\$10,522.00
902-0114-14	Mobile Platform	\$12,026.00
902-0114-15	Stationary Platform	\$11,966.00



12' Assembly, Option B

Top: 6 - 24"W x 24"H cages
Middle: 4 - 30"W x 30"H cages, 1 - 24"W x 30"H cage
Bottom: 3 - 48"W x 30"H double door cages

902-0114-16	Without Platform	\$14,881.00
902-0114-17	Mobile Platform	\$16,284.00
902-0114-18	Stationary Platform	\$16,236.00

14' Stainless Steel Cage Assemblies



14' Assembly, Option A

Top: 4 - 30"W x 30"H cages, 2 - 24"W x 30"H cages
Bottom: 1 - 72"W x 36"H double door cage, 1 - 60"W x 36"H
 double door cage, 1 - 36"W x 36"H cage

902-0117-13	Without Platform	\$12,724.00
902-0117-14	Mobile Platform	\$14,456.00
902-0117-15	Stationary Platform	\$14,396.00



14' Assembly, Option B

Top: 7 - 24"W x 24"H cages
Middle: 4 - 30"W x 30"H cages, 2 - 24"W x 30"H cages
Bottom: 2 - 48"W x 30"H double door cages,
 2 - 36"W x 30"H cages

902-0117-16	Without Platform	\$17,239.00
902-0117-17	Mobile Platform	\$18,906.00
902-0117-18	Stationary Platform	\$18,846.00



Other Cage Options

Mobile Transport Unit

Mobility and design allow this unit to be used for receiving and releasing patients, moving them, as a temporary holding kennel, or even as an emergency exam and treatment table.

- The mobile transport unit is insulated and finished with polished stainless steel side and top panels.
- An Oxygen Therapy door is available for the mobile transport unit.
- The universal door is designed for right-hand or left-hand opening.
- Large 5" heavy-duty corrosion resistant casters let you maneuver the unit easily through most door openings.
- All casters feature locking mechanisms to hold the unit stationary when not in use.
- Full width bar handle for easy control.

902-0001-50 Mobile Transport Unit \$2,894.00
36" W x 30" H x 28 ¾" D

902-0000-57 XL Mobile Transport Unit \$5,566.00
48" W x 30" H x 28 ¾" D



902-0001-50

Stainless Steel Cage Accessories

End and Top Panels

Top and end panels are a convenient way to give your individual cage or cage assemblies an attractive, one-piece finished look.

- Constructed of the same high-quality stainless steel used on the cage itself.
- End and top panels are ordered separately and can be easily attached at your facility.
- These part numbers are for Type 3 cages. Contact 1.844.856.1236 for help with Type 1 or 2 cage Accessories.

802-0018-51	End Panels for 18" H Cage	\$174.00
802-0024-51	End Panels for 24" H Cage	\$191.00
802-0030-51	End Panels for 30" H Cage	\$225.00
802-0036-51	End Panels for 36" H Cage	\$248.00
802-1800-00	Top Panel for 18" W Cage	\$150.00
802-2400-00	Top Panel for 24" W Cage	\$190.00
802-3000-00	Top Panel for 30" W Cage	\$220.00
802-3600-00	Top Panel for 36" W Cage	\$268.00
802-4200-00	Top Panel for 42" W Solid/Vented Cage	\$341.00
802-4800-00	Top Panel for 48" W Cage	\$425.00
802-5400-00	Top Panel for 54" W Cage	\$441.00
802-6000-00	Top Panel for 60" W Cage	\$458.00
802-7200-00	Top Panel for 72" W Cage	\$534.00



Cat Perching Shelf

The removable Shor-Shelf® allows cats to follow their natural instinct to jump and perch above the floor.

- The shelf is 7" deep and adjusts to fit all 18", 24" and 30" wide cages.
- Unique flex-ends with special non-slip pads automatically adjust to taper of kennel—no drilling or modification of cage required.

802-0006-00	Shor-Shelf® Cat Perching Shelf	\$364.00
-------------	--------------------------------	----------




Stainless Steel Cage Accessories

PVC Coated Cage Floors

- Helps keep patients dry and clean.
- 14 gauge perforated sheet steel
- Openings are approximately 3/8" diameter after PVC coating.
- Non-toxic PVC coating is approximately 1/8" thick and seals entire floor.
- Floor height is approximately 2 1/4".

317-0098-00	Floor, 18"W Cage	\$190.00
317-0098-01	Floor, 24"W Cage	\$210.00
317-0098-02	Floor, 30"W Cage	\$242.00
317-0098-03	Floor, 36"W Cage	\$279.00
317-0098-10	Floor, 42"W PVC Cage	\$567.00
317-0098-04	Floor, 48"W Single Door Cage	\$354.00
317-0098-05	Floors, 48"W Double Door Cage (2 pieces*)	\$210.00
317-0098-45	Floors, 60"W Double Door Cage (2 pieces*)	\$258.00
317-0098-46	Floors, 72"W Double Door Cage (2 pieces*)	\$299.00

*Double Door cages require 2 floor pieces; the Single Door and other cages use 1 floor piece.



Divider for Double Door Cages

Stainless steel cage dividers provide a simple, affordable method to convert 48", 54", 60" and 72" wide Double Door Cages into two smaller units.

- Provides heavy-gauge stainless steel construction.
- The double-door latch system removes quickly and easily when you need to slide a large patient in or out of the cage.
- The bracket at the back of the cage holds the door snug to maintain secure separation between the cage spaces.

802-0024-00	24"H Double Door Cage, 29"W x 21"H	\$223.00
802-0030-00	30"H Double Door Cage, 29"W x 27"H	\$272.00
802-0036-00	36"H Double Door Cage, 29"W x 33"H	\$245.00



Stainless Steel Cage Accessories

Quiet-Time Cage Door Cover

Instead of hanging towels over your cage doors to calm aggressive or nervous dogs, use Quiet-Time Cage Door Covers. Most dogs stop barking when you block their visibility of people and other animals. Quiet-Time Cage Door Covers provide some isolation and solitude for patients during treatment or recovery.

- Blue nylon construction is stain and snag resistant.
- 3" deep pocket fits snugly over the top of the door and secures with plastic snaps
- Clear vinyl window to display client/patient information
- Machine washable

179-2424-00	24"W x 24"H Cage Door	\$19.00
179-2430-00	24"W x 30"H Cage Door	\$27.00
179-2430-02	24"W x 30"H Condo Door	\$18.00
179-3030-00	30"W x 30"H Cage Door	\$28.00
179-3330-00	30"W x 30"H Suite Door	\$28.00
179-3630-00	36"W x 30"H Cage Door	\$31.00



Folded View

Squeeze Restraint

Helps position non-cooperative patients in a secure but tighter space, creating a safer vaccination and treatment environment.

- The squeeze mechanism is designed with two 1" diameter stainless steel handles affixed to a wire door panel, similar to other cage doors.
- The push/pull system allows the squeeze restraint to gently ease the patient to the front of the cage for treatment.
- When the wire door panel is pushed to the back of the cage, the handles discreetly blend in with the cage frame.

924-0200-00	24" x 18" cage	\$534.00
924-0200-01	24" x 24" cage	\$621.00
924-0200-02	24" x 30" cage	\$614.00
924-0200-03	30" x 30" cage	\$674.00
924-0200-04	48" x 30" cage	\$765.00
924-0200-05	36" x 30" cage	\$677.00



Closed View

Platform for Mobile and Stationary Stainless Cages

702-1800-07	Caster/Peg Insert, 18" L Platform	\$214.00
702-2400-07	Caster/Peg Insert, 24" L Platform	\$239.00
702-3000-07	Caster/Peg Insert, 30" L Platform	\$258.00
702-3600-07	Caster/Peg Insert, 36" L Platform	\$267.00
702-4200-07	Caster/Peg Insert, 42" L Platform	\$285.00
702-4800-07	Caster/Peg Insert, 48" L Platform	\$305.00
702-5400-07	Caster/Peg Insert, 54" L Platform	\$332.00
702-6000-07	Caster/Peg Insert, 60" L Platform	\$408.00
702-7200-07	Caster/Peg Insert, 72" L Platform	\$447.00



Stationary Platform Leveling Leg

Allows cleaning under cages and raises bottom cages to an easier access level.

- Adjustable feet in the legs facilitate leveling.
- For planning purposes, allow for a 9 ¼" height increase when adjustable feet are fully extended and an 8" height increase when they are not extended.

702-0004-00	Leveling Leg Adapter	\$55.00
-------------	----------------------	---------



Mobile Platform Caster

Platform provides greater maneuverability for cleaning and cage bank rearranging. Easier access to bottom level cages.

- Large reinforced nylon casters and polyurethane wheels that will not "flat spot" or mar floors. Rotates 360° for maneuverability.
- All casters feature locking mechanisms to hold your kennel assembly stationary between moves.
- Allow 8 ½" height increase for mobile platforms when planning your space requirements.

086-5012-11	Caster with Brake	\$61.00
-------------	-------------------	---------



Height Reducing Platform available upon request. Recessed casters reduce overall height by about 4" over mobile platform.

Quiet-Closing Latch

Innovative latching mechanism eliminates the jarring noises that startle and stress animals. Can retrofit most of our cages. Comes standard on stainless steel Cat Suites.

702-0030-52	30" /36" Single Door	\$94.00
702-0030-51	30" Double Door	\$227.00
702-0036-51	36" Double Door	\$269.00



Stainless Steel Litter Pans

Heavy-gauge Stainless steel to provide easy care and cleanup.

190-9000-03	12 ¾"W x 20 ¾"L x 4"H	\$85.00
190-9000-08	12 ¾"W x 10 ¾"L x 2 ½"H	\$44.00



Universal Cage Accessories

Cage Valet

Holds medications, toys, collars, leads, ID cards and forms.

- Gravity hook holds valet securely to stainless steel cages or kennels.
- Stainless steel tension clip secures your patient's paperwork.
- Polycarbonate material is crack- and shatter-resistant.

915-0200-04 Small - 5 1/2"W x 10 1/2"H x 3"D \$44.00

915-0200-05 Large - 9" W x 15"H x 3"D \$54.00



Cage Valet for Glass Door

Holds medications, toys, collars, leads, ID cards and forms.

- Four suction cups hold valet securely to the glass door.
- Stainless steel tension clip secures your patient's paperwork.
- Polycarbonate material is crack- and shatter-resistant.

915-0200-11 Small - 5 1/2"W x 10 1/2"H x 3"D \$52.00

915-0200-10 Large - 9" W x 15"H x 3"D \$54.00



Record Holders

Keep your records and Notes in order.

Twist and turn method attaches holders to the horizontal bar of Shor-Line and most other wire cage doors.

Holders keep patient records securely attached to cage or kennel doors.

802-0010-05 Small - 5"W x 8 1/4"H Tension Clip \$37.00

802-0010-06 Large - 9"W X 12"H Tension Clip \$45.00



Stainless Steel Card Holders

802-0000-01 Small - 5"W x 3"H \$19.00

802-0000-02 Large - 8"W x 5"H \$28.00



Housing Accessories

Viewing Dome

The Viewing Dome is made from durable polycarbonate, and available as a Tri-Door option for the Feline Comfort Suite only. It increases feline interaction with visitors and caregivers providing important cat enrichment.

- Dome can be placed on either the left or right side of the Tri-Door.
- Dome projects approximately 2" from the door front.
- Can be disinfected with standard cleaners.
- Viewing Dome is 6" W x 7"H x 2 7/8"D.

Note: Option only available for tri-doors.



Cat Cave

The two-level Cat Cave lets felines choose between lounging on the top resting area or hunkering down in the "cave" section that opens on three sides. It is simple to disinfect and move to different cages. Cats enjoy how warm and secure it makes them feel.

- Sits against the back side of the cage to allow cats to move through the three openings.
- Concave top resting shelf allows the cat to sink about an inch down to feel secure while enjoying the enrichment of a vertical space 14" off the cage floor.
- Feline experts agree that hiding places can provide an important coping mechanism to lower stress for cats.* The lower level provides an 18 1/2" wide area to curl against, warming with the cat's body heat.
- The front opening is 13 1/4"W x 8"H and the side openings are 8"W x 11 1/2"H.
- The side opening aligns as a pass through for feline enrichment.
- The Cat Cave tapers from base to top, making them easy to stack.
- Made of durable, easy-to-clean polyethylene in black to match the cage hinges.
- Overall 20 3/4"W x 14"H x 14 3/4"D. Both sides taper to a top concave resting bench of 18 3/4"W x 7 1/2"D.



802-0007-00 Cat Cave \$107.00

*Kry K, Casey R. The Effect of Hiding Enrichment on Stress Levels and Behaviour of Domestic Cats (*Felis Sylvestris Catus*) in a Shelter Setting and the Implications for Adoption Potential. *Anim Welf.* 2007;16:375–383.

Feeding Accessories

Kennel Gear™ Plastic Bowl System

A clean and efficient food and water solution for all sizes of animals. Door mount prevents bowls from being turned over, spilling food or water.

- Kennel/Cage Bar Mount system fits most standard kennels or solid surfaces. Back plate is not used for solid surface mounting.
- Bowl can be inserted into the Kennel Bar Mount for a secure feeding solution and removed with the flip of a paw-proof lever.

041-0017-40	Blue	\$43.00
041-0017-41	Red	\$43.00
041-0017-75	Grey	\$43.00



Kennel Gear™ Stainless Steel Bowls

A clean and efficient food and water solution for all sizes of animals.

- Manufactured from stainless steel for durability.
- Bowls are designed to be used with the various Kennel Gear mounting systems. This comes with the bowl and yoke.

041-0017-23	1 Quart Stainless Steel Bowl	\$68.00
041-0017-14	2 Quart Stainless Steel Bowl	\$70.00
041-0017-13	Double 1 Pint Stainless Steel Bowl	\$71.00
041-0017-48	Double 1 Quart Stainless Steel Bowl	\$90.00
041-0017-97	Double 2 Quart Stainless Steel Bowl	\$123.00
041-0017-16	Surface Mount, Aluminum	\$42.00
041-0017-17	Kennel/Cage Bar Mount, Aluminum	\$78.00





Configure Your Stainless Steel Cage Bank Online

Select an assembly width and browse through the options to find the configuration that fits your needs. Visit: shor-line.com/stainless-steel-cages/



Let's Design Your Containment Space, Together!

Early in the process, we'll work with your team to discuss goals, measure and evaluate your space, and recommend an optimal design to suit your needs. This will help you avoid costly mistakes and ensure that your containment configurations are appropriate for your boarding kennel space and your business objectives.

6 Foot Cage-Top Row

<p>1-48X30, 1-24X30</p>	<p>1-48X30 DD, 1-24X30</p>	<p>1-48X36, 1-24X36</p>	<p>CONFIGURATION</p> <ul style="list-style-type: none"> 1. 6 FOOT CAGE - TOP ROW 3. 6 FOOT CAGE, MIDDLE ROW 3. 6 FOOT CAGE, BOTTOM ROW 4. 6 FOOT CAGE PLATFORM 5. CAGE DOOR STYLE 6. CAGE BACK STYLE 7. CAGE LATCH STYLE 8. CAGE ACCESSORIES
<p>1-48X36 DD, 1-24X36</p>	<p>1-72X36 DD</p>	<p>2-36X24</p>	
<p>2-36X30</p>	<p>2-36X36</p>	<p>3-24X24</p>	
<p>3-24X30</p>	<p>NO CAGE</p> <p>NO CAGE</p>		

Critical Care

As pets are living longer with great veterinary care, there is an increasing need for oxygen therapy and other critical care. When the animals in your care need oxygen therapy, the O² Door transforms a Shor-Line® cage into an oxygen cage. Add an Oxygen Therapy Kit to help provide relief to a dog or cat.

Equipping your Critical Care area makes it easier for the veterinary team to respond to urgent and emerging situations.



Warming Systems

Benefits:

Our Warming Pad is CSA/UL listed, giving you confidence in the safety, security and functionality of our thermal support for your clients for post-operative and treatment care. It is designed to reduce the risk of hypothermia, which has been proven to be heightened during and following anesthesia.

Features:

- Safety is built into this thermal formed, textured pad. The enclosed heating element automatically warms up (about 15 minutes) and maintains a factory-set temperature.
- The controller offers three timed cycle setting options—60, 90 and 120 minutes.
- The alarm helps you monitor the patient. Stand By mode is set to sound an alarm at five minutes and continue to the end of the selected time cycle. Then, a repetitive series of low-tone beeps warn the operator before the pad shuts off.
- If the Warming Pad becomes unplugged or the temperature exceeds the safety shut-down limit, the alert mode will sound, a red light will illuminate and the pad will start a cool down process.
- The controller connects with a 2' black cable.
- The controller mounts on a cage door with a Stainless Steel clip.
- You can use the warming pad in or out of a cage, and its light weight allows for easy transport.
- **Specs:** 20"W x 25"L, Weight: 10 lb; designed to fit in a 24" or wider Shor-Line cage. The power cord is 10'. Electrical: 120/240 VAC, 50/60 HZ, .5 A at 120 VAC, .25 A at 240 VAC.

912-1000-05 Warming Pad, 120V \$1,149.00

912-1000-06 Warming Pad, 240V \$1,149.00



912.1000.05

Critical Care Options for 7' Cage Assembly

- 01 30" x 30" H O² door
- 02 O² Analyzer Cover
- 03 Quiet-Time Cage Door Cover
- 04 PVC Coated Cage Floor
- 05 Warming Pad (bottom of cage and control on cage front)
- 06 Squeeze Restraint
- 07 IV Pump Holder



Oxygen Therapy

Most Type 3 cages will accept the O² Door. See listings for sizes. There are modification kits for retrofitting some of the earlier Type 1 or Type 2 doors. Call 844.856.1232 and ask for technical support for help modifying older cages.

Oxygen Therapy Doors


Benefits:

This Oxygen door helps you give additional oxygen support to your patients. Add this to your ICU offerings or make it part of a "step down" unit. The door provides additional adjustment options to control possible fogging or temperature build-up. The O² door kit will contain the door and seal brackets needed to retrofit the cage.

Features:

- 3/8" thick, clear polycarbonate door.
- A soft, closed-cell foam gasket surrounds the door to help retain oxygen levels in the cage.
- Upper and lower adjustable vents allow for reduction in condensation on the interior door surface.
- Door control Accessories allow an unobstructed view of a recovering, recumbent patient.
- Semi-disposable humidifier (2 included) positioned in a removable, polycarbonate chamber allows you to cool with ice or warm with hot water.
- Digital readout for temperature/humidity is located between the vents. It provides minimum and maximum memory function and can display values in Celsius or Fahrenheit.
- Port is provided for an optional O² meter.
- Cage sold separately. Conversion kit sells separately from O² door.
- Weights: 33-43 lb
- 36" x 30" Single O² door is compatible with the mobile transport unit 02-0001-50

914-2424-20	24" x 24" Single O ² Door	\$1,170.00
914-2430-20	24" x 30" Single O ² Door	\$1,189.00
914-2436-20	24" x 36" Single O ² Door	\$1,231.00
914-3030-20	30" x 30" Single O ² Door	\$1,238.00
914-3036-20	30" x 36" Single O ² Door	\$1,247.00
914-3624-20	36" x 24" Single O ² Door	\$1,231.00
914-3630-20	36" x 30" Single O ² Door	\$1,249.00
914-3636-20	36" x 36" Single O ² Door	\$1,288.00



Oxygen Therapy

Oxygen Therapy Conversion Doors

Benefits:

The polycarbonate Conversion Door pairs with a new-style O² door (sold separately) to provide an improved, oxygen therapy cage for larger patients. To retrofit, simply remove the grill door and follow kit directions to add the soft, closed-cell foam gasket and replace the door.

Features

- 3/8" thick, clear polycarbonate door.
- A soft, closed-cell foam gasket surrounds the door to help retain oxygen levels in the cage.
- Upper and lower adjustable vents allow for reduction in condensation on the interior door surface.
- Door control Accessories allow an unobstructed view of a recovering, recumbent patient.
- Weight: 30 lb
- **Note:** If retrofitting from a Shor-Line Type I or Type II cage, you will need an additional retrofit kit.

914-2430-21 24" x 30" Single Conversion Door \$1,228.00

914-2436-21 24" x 36" Single Conversion Door \$1,285.00



01 Conversion Door

Oxygen Therapy Accessories

O² Analyzer + Cover

Benefits:

The Handi+ oxygen analyzer is a great way to spot check O² percentages.

Features:

- Inserts into opening near the bottom of the cage.
- Features one-touch calibration.
- Quickly moves through other features.
- Cover on inside of cage protects from animal contact.
- Weight: 2 lb

814-0005-00 O² Analyzer and cover \$473.00



Assisted Care Console (ACC)

Benefits:

Eliminate dangling power cords, IV tubes and oxygen lines hanging from the ceiling or draping across cage doors.

Features:

- Assisted Care Console fits between Shor-Line cages.
- The ACC is 6" wide and is available in 24", 30" and 36" high.
- ACC I includes 33" long adjustable IV Pole and IV Pump Holder. Product Weight: 10 lb
- ACC II, same as ACC I plus GFI (Ground Fault Interrupter) Electrical Outlet. Product Weight: 12 lb
- ACC III, same as ACC II plus Ohmeda O² Female Outlet. Product Weight: 14 lb

802-2400-10	ACC I, 24" H	\$332.00
802-3000-10	ACC I, 30" H	\$360.00
802-3600-10	ACC I, 36" H	\$389.00
802-2400-11	ACC II, 24" H	\$794.00
802-3000-11	ACC II, 30" H	\$833.00
802-3600-11	ACC II, 36" H	\$874.00
802-2400-12	ACC III, 24" H	\$970.00
802-3000-12	ACC III, 30" H	\$1008.00
802-3600-12	ACC III, 36" H	\$1,036.00



01 IV Pole

03 GFI

02 ACC

04 O2 Female Outlet

Bubble Humidifier

Benefits:

Delivers moist supplementary O² to the bronchial passages.

Features:

- Humidifier is semi-disposable. Can be cleaned and reused several times.
- Weight: 2 lb

025-0004-00	Bubble Humidifier	\$24.00
-------------	-------------------	---------



IV Products

Cage Door IV Holder

Benefits:

Keeps the floor and aisle space clear from mobile IV stands by attaching your fluids to a cage door.

Features:

- Easily attaches to any Shor-Line cage door.
- Sturdy $\frac{3}{8}$ " diameter Stainless Steel rod provides needed strength.
- Height specs: 19" holder adjusts from 2" to 16" above the point of attachment to the door; 35" holder adjusts from 2" to 32". Product Weight: 3-4 lb

802-0001-00 19" Long \$148.00

802-0001-01 35" Long \$167.00



IV Track Ceiling Mount System

Benefits:

Whether in surgery, surgery preparation or ICU wards, the IV Track System allows you to position IV fluids where you need it.

Features:

- Simple twist and lock system for horizontal positioning.
- Button release system provides the flexibility to raise and lower fluids to the desired height.
- Four-hook assembly with extra hook at the bottom supply sufficient hanging space for your fluids.
- Track is constructed of extruded aluminum and comes in a standard 4' length.
- IV Pole is 34" long, weights 30 lb

914-0100-01 IV Track Ceiling Mount System \$450.00





IV Pump Holder

Benefits:

Easily mounts to any Shor-Line cage providing a stable support for your infusion pump. Allows direct access to infusion pump readouts and controls.

Features:

- Fits securely over the horizontal bars in Shor-Line cages.
- The weight of the pump and a twist clasp locks the holder onto the cage bars.
- Height-adjustable dual horn bag hooks for multiple sets.
- IV Pump not included.
- Product Weight: 3 lb

802-0011-00 IV Infusion Pump Holder \$231.00



Fiberglass Quiet Cottages

A warmer, quieter alternative to standard cage banks.

Manufactured with durable fiberglass materials, Quiet Cottages create a warmer, quieter environment for dogs. The unique design also offers flexibility to support your canine population: Each 4' unit includes double doors for easier handling of large canines, as well as a removable panel that allows you to convert the unit into two smaller 2' cages. Option for no divider must be made at the time of ordering.

Available in a variety of configurations, door types and exterior colors, you can create the perfect environment for your canine friends.



Color-Specific Part Number Example:

QM03-LN-337



Note: To order, please provide a complete configuration that includes a selection from each of the numbered areas.

01 — PRODUCT CODE

QM Quiet Cottage

02 — MODEL CONFIGURATION

		Without Heat	With Heat
01	84" Wide 5 Unit	\$11,652.00	\$17,534.00
02	84" Wide 6 Unit	\$12,055.00	\$18,964.00
03	28" Wide 2 Unit	\$5,116.00	\$7,597.00
04	36" Wide 2 Unit	\$5,414.00	\$7,918.00
05	48" Wide 2 Unit	\$7,146.00	\$9,866.00
06	56" Wide 4 Unit	\$8,405.00	\$13,099.00
07	72" Wide 4 Unit	\$9,021.00	\$13,763.00
08	64" Wide 4 Unit	\$8,725.00	\$13,443.00
09*	36" Wide 3 Unit	\$10,212.00	n/a
10*	36" Wide 2 Unit	\$6,956.00	n/a
11*	47" Wide 2 Unit	\$8,915.00	n/a
12	64" Wide 4 Unit	\$9,721.00	\$13,660.00
13	48" Wide 4 Unit	\$9,236.00	\$13,908.00
14	72" Wide 6 Unit	\$13,278.00	\$20,152.00
16	24" Wide 2 Unit	\$5,528.00	\$7,996.00
17	48" Wide 3 Unit	\$7,446.00	\$9,794.00
18	72" Wide 5 Unit	\$12,214.00	\$15,952.00
19	72" Wide 4 Unit	\$12,461.00	\$9,328.00
20	72" Wide 5 Unit	\$11,211.00	\$17,018.00
21	64" Wide 4 Unit	\$8,570.00	\$17,018.00
22	52" Wide 4 Unit	\$8,808.00	\$13,434.00
23	30" Wide 2 Unit	\$5,276.00	\$7,722.00
24	54" Wide 4 Unit	\$8,990.00	\$13,639.00
25	58" Wide 4 Unit	\$8,564.00	\$13,225.00
26	60" Wide 4 Unit	\$8,832.00	\$13,498.00
27	66" Wide 4 Unit	\$8,905.00	\$13,589.00
28	84" Wide 6 Unit	\$12,567.00	\$19,436.00

03 — DOOR TYPE

L Left Hand Door
R Right Hand Door

04 — ACCESSORY

N No Heat Pad
P With Heat Pad


05 — EXTERIOR COLOR

316 Aurora
337 White
671 Pearl
885 Steel Gray Granite
886 Scrimshaw
887 Cool Gray


DIVIDER KIT

1011549 Quiet Cottage Divider Panel Kit \$250.00

*Drain included in configuration and no mobile platform



White-337



Pearl-671



Scrimshaw-886



Cool Gray-887



Aurora-316



Steel Grey Granite -885

ISO-Care™ Quarantine Cages

A comfortable containment solution for isolating animals with contagions or quarantine restrictions.

A growing number of veterinary hospitals and animal shelters are choosing the ISO-Care™ (D399609) for isolating animals due to contagious diseases or quarantine requirements. ISO-Care's innovative tempered glass design keeps all discharge within the unit – no more messy leaks! A two-tiered drainage system keeps wastes and liquids away from animals, exiting through ISO-Care's floor drain, which can be connected to a sewer outlet. A built-in fan vents contaminated air. A standard light provides added visibility to healing animals.

Available in single or double-deck configurations. Units ship completely assembled and ready for operation.

- | | | |
|--------------|--|------------|
| 10010778-316 | Single stack 30 ¼" W x 45 7/8" H x 31" D | \$3,369.00 |
| | Aurora color | |
| 10010779-316 | Double Stack 30 ¼" W x 81 ½" H x 31" D | \$6,269.00 |
| | Aurora color | |
| 10010780-316 | Single stack 42"W x 45 7/8" H x 31" D | \$3,550.00 |
| | Aurora color | |
| 10010781-316 | Double stack 42"W x 81 ½" H x 31"D | \$6,632.00 |
| | Aurora color | |



Kennels

Spacious kennels allow canine companions to sniff and explore. With a variety of stylish and functional configurations, you can create a safe, comfortable containment area.



Sani-Kennels

Sani-Kennels are designed to look great while providing optimal comfort and safety for the animals in your care.

The Sani-Kennel system is a highly configurable modular kennel design that is easy to clean, attractive and effectively supports air flow. With a wide range of panel sizes and designs to choose from, the system allows you to use existing facility floors, making it an ideal containment solution for a variety of animal care environments.

By combining the Sani-Kennel system with the patented Sani-Slope™ and Silvis Seal™, you can achieve superior floor mounting and leveling within your facility.

Panel Options: Stainless Steel Panels, Wilsonart® Panels, Fiber Reinforced Panels (FRP), Wire Mesh

Gate Materials: Tempered Glass, Stainless Steel Welded Wire, or any combination with or without isolation

Gate Styles: Swing Gate

Accessories: Transfer Doors, Rest Benches, Top Covers, Raised Floors, Gate Tops, Feeding and Water Systems

Note: Hardware is not included with catalog items. Please consult with our team to determine the appropriate hardware configuration for your application.


10010754-XXX	3' Sani-Kennel, Solid FRP Back Panel, Color of Choice	\$750.00
10010755-XXX	4' Sani-Kennel, Solid FRP Back Panel, Color of Choice	\$877.00
10010751-XXX	4' Sani-Kennel, FRP Side Panel with Wire, Color of Choice	\$905.00
10010752-XXX	5' Sani-Kennel FRP Side Panel with Wire, Color of Choice	\$1,072.00
10010753-XXX	6' Sani-Kennel FRP Side Panel with Wire, Color of Choice	\$1,221.00

"XXX" denotes color choices, as seen to the right.

Sani-Kennel Doors

10010756	3' Standard Run Door, S.S.	\$994.00
10010758	4' Standard Run Door, S.S.	\$1,298.00
10010757	3' Standard Run Door, Glass	\$1,054.00
10010759	4' Standard Run Door, Glass	\$1,364.00

S.S. = Stainless Steel



Silvis Seal™ + Sani-Slope™

Superior floor mounting and leveling solution exclusively from Midmark.



- Available only on Midmark's Sani-Kennel™ systems, the patented Silvis Seal™ (#8707903) and Sani-Slope™ achieve both superior floor mounting and leveling.
- Provides the ultimate solid watertight seal underneath division panels to ensure a one-of-a-kind layer of protection even if an isolation panel's silicone seal becomes cracked, hard or broken
- Prevents cross-contamination even when the primary bead of floor sealant has been breached or where there are cracks, waves, irregularities or other imperfections in the floor
- Tolerates harsh cleaning agents such as chlorine bleach and ammonia, and withstands the force of pressure-washing systems

Sani-Slope™ Advantages:

- Panels quickly and easily level to match the floor slope
- No need to cut panels to match the floor slope
- Less worry about floor dimensions
- Easily adapted to coved walls



Scan to learn more



Shor-Line® Run System

Years of craftsmanship have gone into creating our industry-leading stainless steel kennels.

These runs are entirely constructed of stainless steel components, including a 1 ¼" stainless steel tube frame and door. A Sound Dampening Technology Core™ is compressed between two heavy-gauge stainless steel panels to help reduce kennel noise.

Kennels are available in many sizes and designs to fit the unique needs of your facility.

- Constructed with 1 ¼" stainless steel tubing with mitered corners and 16-gauge stainless steel hardware for exceptional durability.
- For added strength, ¼" stainless steel wire panels are spaced every 6 inches, wire-panel rods are welded at every third intersection, and rods pass into the gate frame tube.
- Hands-free latch operation with a dual-pin latch that can be locked for added security.
- Choose 48" isolation or full isolation side panels.

- Gate panels mount between side panels or walls.
- Wedge Kennel Run System follows the slope of the floor to prevent cross-contamination.
- Optional: Doors available in tempered glass or wire. Side panels and back panels are available with tempered glass or wire.
- Optional feeding systems for food and water are available but must be ordered when doors are ordered. Systems cannot be retrofitted.
- **Standard Widths:** 30", 36" and 48"
Standard Depths: 5' and 6'
Standard Height: 6' 6" (approx.)
7' 2" (approx.) on elevated PVC Floor



**Optional
Glass Colors**

- 01 6' 6" Height
- 02 Horizontal rods spaced every 6" for security
- 03 Rods welded at every third intersection
- 04 16-gauge Stainless Steel hardware
- 05 Hands-free latch operation
- 06 Wedge Kennel Run System follows the slope to prevent cross contamination
- 07 All stainless steel frame
- 08 Optional back transfer door
- 09 Tempered glass side panels and doors optional



Single Kennels

Designed for durability, the quality of this kennel is evident in its premium features, such as welds at every third intersection and the smooth feel of crafted stainless steel. Choose the width and length to fit your needs, and mix and match side and back panels.

- Our most durable kennel system is constructed with full stainless steel throughout, with 1 ¼" square tubing for added strength.
- Stainless steel withstands regular cleaning and disinfecting without degrading.
- Install kennels as freestanding units or against a wall using modular components.
- Stainless steel side panels are sloped ¼" per foot. Other slopes are available by request.
- Optional PVC Isolation side panels are available in multiple colors to complement your decor.
- A Sound Dampening Technology Core™ is compressed between two heavy-gauged stainless steel panels to help reduce kennel noise.
- **Optional Accessories:** Top wire panel, side transfer door, stainless steel glass door, elevated PVC floor and swivel feeding system.
- **Standard Widths:** 30", 36" and 48"
Standard Depths: 5' and 6'
Standard Height: 6' 6" (approx.)
7' 2" (approx.) on elevated PVC Floor



Front-to-Back Kennels

The Front-to-Back Kennel connects two single kennels back-to-back. The front-to-back configuration allows staff to transfer an animal from one side to the other without contact by using a pulley-system transfer door.

- **Optional Accessories:** Top wire panel, side or back transfer door, stainless steel glass door, elevated PVC floor, swivel feeding system.
- **Standard Widths:** 30", 36" and 48"
- **Standard Depths:** 10' and 12'
- **Standard Height:** 6' 6" (approx.) on concrete or 7' 2" (approx.) on elevated PVC Floor



Shor-Line Side-to-Side Kennels

The Side-to-Side Kennel connects two Single Kennels, creating more space for larger dogs or dog families. The side-to-side configuration also allows staff to transfer an animal from one side to the other without contact by using a pulley-system transfer door.

These kennels can be installed as free-standing units or mounted to an existing structural wall.

- Part of our most durable kennel system.
- Stainless steel side panels are sloped $\frac{1}{4}$ " per foot. Other slopes are available by request.
- A Sound Dampening Technology Core™ is compressed between two heavy-gauge stainless steel panels to help reduce kennel noise.
- **Optional Accessories:** Top wire panel, side or back transfer door, stainless steel glass door, elevated PVC floor, swivel feeding system.
- **Standard Widths:** 30", 36" and 48"
- **Standard Depths:** 5' and 6'
- **Standard Height:** 6' 6" (approx.) on concrete or 7' 2" (approx.) on elevated PVC Floor



T-Kennel Run System

The T-Kennel system is a modular, customizable solution designed to maximize space, reduce noise, and ensure comfort for animals while maintaining durability and ease of maintenance. With its **T-Core Perfect Panel Design™**, this state-of-the-art kennel system uses a lamination process that bonds acrylic PVC to a dense foam core, resulting in lightweight, sound-dampening panels that help reduce stress for pets.

The T-Kennel System provides a scalable and versatile solution for animal care facilities of any size, ensuring durability, comfort, and safety. Whether freestanding or integrated into your existing layout, this system is engineered to meet the unique needs of your operation.

Standard PVC Colors

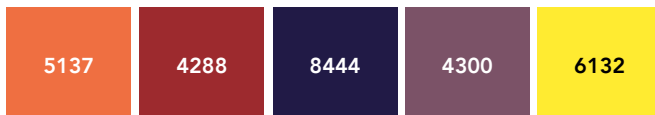


Cadet Blue Beige Light Grey




Jade Green Buoyant Blue Lime Green

Premium PVC Colors



Orange Red Royal Blue Purple Yellow



Light Green Teal Dark Grey White

Configuration Options:

Single Kennel System

Ideal for standalone or wall-mounted installations.

- Standard widths: 3', 3'6", and 4'
- Standard depths: 3', 4', 5', 6', and 8'

Side-to-Side Kennel System

Perfect for housing larger animals or families, featuring a pulley-operated transfer door for safe animal movement.

- Two slots per compartment for slide-in feeding and water trays.
- Optional side-to-side transfer door.

Front-to-Back Kennel System

Combines two kennels back-to-back with a full-width counterweighted transfer door for quick and safe animal transfers.

- Available widths: 3', 3'6", and 4'
- Standard depths: 8', 10', 12', and 16'
- Optional back-to-back transfer door.

Additional Options:

- **Panels:** Choose colored PVC or tempered glass to match your facility's aesthetic.
- **Gate Materials:** Tempered glass, wire mesh, or mix-and-match for design flexibility.
- **Accessories:** Top panels, transfer doors, rest benches, swivel feeders, raised floor systems

- 01 6' Height
- 02 Horizontal rods spaced every 6" for security
- 03 Choose galvanized or Stainless Steel door and gate panel
- 04 Completely removable gate swings in or out
- 05 Slots for feed and water trays (Swivel feeder can be built in)
- 06 The triple seal channel enhances cross contamination protection
- 07 T-Core with Perfect Panel Design™ for side and back panels laminates two pieces of PVC with extra-dense polyurethane foam
- 08 Frame made of 1" square tubing



Note: Side transfer doors shown here allow double compartment housing when open or single units when closed for capacity or cleaning.

Double Decker Kennels

The Double Decker Kennel Run System saves valuable floor space by stacking two kennels on top of each other. If the unit is installed at ground level, the bottom of the top kennel is 35" off the floor, or approximately at typical counter height. Use color of the PVC panels or select tempered glass to create a statement.

- **Optional Accessories:** Side transfer door and stainless steel or tempered glass door.
- **Standard Widths:** 3' and 4', **Standard Depths:** 3' and 4'
Standard Height: Each opening is 34" high, overall height
 6' (approx.) on concrete
 6' 10" (approx.) on raised floor



T-Kennel Double Decker Kennel

Tri Kennels

The Tri Kennel pairs our Double Decker Kennel Run with a Single Kennel to create a flexible housing unit. The full-width, counter-weighted, transfer door allows the pet to travel from one lower unit to the other.

This configuration works best in large rooms where there is adequate space to install both sides of the kennel run system. It can be a good choice for housing dog families.

- **Optional Accessories:** Top wire panel, side transfer door and stainless steel or tempered glass door.
- **Standard Widths:** 3', 3' 6", and 4', **Standard Depths:** 8', 10', 12'
Standard Height: 6' (approx.) on concrete
 6' 10" (approx.) on raised floor



T-Kennel Tri Kennel

Quad Kennels

The Quad Kennel System saves floor space while giving you the flexibility of stacked housing with the space of a kennel run. With the Double Decker Kennels back to back, a full-width, counter-weighted, transfer door allows a pet to move freely between the lower units.

If the unit is installed at ground level, the bottom of the top kennel is 35" off the floor, or approximately at typical counter height. This works well in larger areas in which you can move down one row tending to needs and back up the other side.

The Quad Kennel System can sit directly on the floor, or have a raised floor system with an integrated trench drain system covered by the full T-Cover for the lower kennel and two half T-Covers for the upper kennels.

- **Optional Accessories:** Side transfer door and stainless steel or tempered glass door.
- **Standard Widths:** 3', and 4', **Standard Depths:** 6', 8'
Standard Height: Each opening 34" high; overall height
 6' (approx.) on concrete
 6' 10" (approx.) on raised floor



T-Kennel Quad Kennel



**USE OUR ONLINE CONFIGURATOR
TO EXPLORE OPTIONS.**

Kennel Feeder Systems

Swivel Feeder

Makes quick work of feeding and watering animals. Simply place the food and water in the holders at the correct height and swivel the items into the kennel. Lock in place.

- Made of durable stainless steel.
- Fits 21 ¾"W x 10 ½"H opening.
- For Shor-Line kennels, choose between Options A, B or C. For T-Kennels, choose Option B or C.

Option A – Feeder system with 2-Quart Double Bowl

Option B – Feeder system with 1-Quart Double Bowl

Option C – Feeder system with 4-Quart pail and 1-Quart Bowl

Note: These feeders cannot be retrofitted, they must be ordered when kennel is built. Part number determined at time of order.



Option A



Option B



Option C

T-Kennel Stainless Steel Feed Tray

The feed tray keeps food in the tray and makes feeding easy. Just slide in and pull out. Only available on T-Kennel doors.

- Made of durable Stainless Steel.
- Available as locking (right) or non-locking.
- You can fill and clean without entering the kennel.
- 8"W x 9 ⅝"L x 1.813"D

041-0018-07 Stainless Steel Feed Tray \$74.00



Kennel Run Accessories

PVC Flip-Up Run Bench

Perfect solution to provide a large dog resting area inside an existing run.

- Retrofits to most 36"W or 48"W kennels. If there is a trench drain in the back, the bench sits over the drain but does not interfere with it. It lifts up easily for hosing down the run.
- Available in various colors.
- 33 ¾ "W x 22" L x 3"H and 45 ¾"W x 22" L x 3"H



Part number determined at time of order.

BiteGuard KennelPlex™ Door

Biteguard KennelPlex™ door lets dogs choose when to go outside. It saves staff time and increases canine satisfaction. The door closes automatically, to minimize the impact of an open door.

Rough opening is 16 ⅛"W x 24"H. Dog passage is 13 ⅜"W x 24 ⅜"H.

909-0002-00 Bite Guard Door, Saloon \$1,227.00
16x24 Surface Mount

909-0002-03 Bite Guard Door, Saloon \$1,445.00
16x24 Wall Mount



Dog Daycare Room Dividers

Dog Daycare Room Dividers from Midmark create customized spaces and flexible room dimensions. Popular in doggie day care, this mobile panel system can be moved around the room as needed to create flexible play spaces, which can be ideal for separating larger and smaller dogs during open play time. Isolation panels can be constructed with pet safe materials using FRP or Wilsonart® in any size, shape or dimension. They can be built with a door to allow staff access to either side of the play areas. Additionally, the divider panels are on casters, making it possible to wheel them into multiple configurations. The result is a flexible, economical way to divide spaces without requiring permanent walls.



Chain Link Runs

Made with Midmark's exceptional quality and workmanship, our chain link runs offer flexibility and value. Available as stand-alone units or to connect multiple runs, their modular construction allows you to build enclosures of nearly any size and configuration.

Electro-galvanized wire is woven in-house and hand-laced for a smooth, tight and taut finish without sharp edges or burs.

Durable yet economical, Midmark chain link is ideal for a variety of settings, from outdoor boarding runs to military and working-dog facilities.

Two wire gauges available: 9 and 11 gauge
Two mesh sizes available: 1 1/2" and 2"

For a custom quote on our chain link fence, including available custom sizes, contact our sales team at 1.844.856.1236 for assistance.

Top Dog Modular Pens

Crafted with precision and durability, these modular components expand your layout options.

Run Features:

- One swing gate or stall front
- Two side fence panels
- One back fence panel

Run Size:


All runs are 74" high

4' x 10', 4' x 12', 6' x 10', 6' x 12', 10' x 10', and 10' x 12'

Available Mesh Sizes:

1 1/2" diamond at 11 gauge

Common-sized, ready-to-ship kennels available in single and multi-run configurations.



K-9 Cabin Double-Stacked System

Stacked systems double your capacity without occupying added floor space.

The K-9 Cabin Double-Stacked System maximizes the number of animals you can accommodate within your space. Unit dimensions are customizable, ensuring that you can create a containment space appropriate for your facility.

With a wide range of gate styles and material choices, units can be configured back-to-back or against a wall. Optional Accessories include built-in feed and water bowls.

Customizable Options

Panels: Stainless Steel Panels, Wilsonart® Panels, FRP Panels

Gate Material: Tempered Glass, Stainless Steel Welded Wire

Gate Styles: Swing Gate

Accessories: Feed and Water Systems



Luxury Walk-In Dog Suites

Luxury Dog Suites provide long-term or short-term living space for dogs.

Luxury Walk-In Dog Suites provide the functionality of a kennel without an institutional look. Rooms are more colorful and can be outfitted with beds, rugs, pictures and televisions for a living space or play area for dogs.

Additionally, a fixed piece next to the door can be solid glass or infilled with a variety of materials to create privacy. The door can be configured in the same manner as well to add privacy. The Luxury stall front can be configured with Luxury Suite isolation panels or used with block wall or other materials.

Note: Accessories not provided.




Modular 2-Story Double-Deck Kennels

Double your capacity opportunity with a two-story kennel system.

If you're limited on floor space within your facility, you may be able to expand vertically. The Midmark patented Modular 2-Story Double-Deck™ Kennels create a second level of boarding runs with full-height, easy walk-in access for dogs and staff.

Engineered for flexibility, Double-Deck Kennels conform to a wide range of building dimensions, enabling you to install the system in rooms as narrow as 18' with only 14' of interior headroom. Double-Deck Kennels feature a complete plumbing and drainage system for the upper level and aisles. Stairways, provided by your vendor-of-choice, can be easily positioned in various locations.

Choose from back-to-back or single-row styles, with a variety of side panel styles, gates and Accessories.



Specialty Kennels

Space Savers

Maximize Your Space and Increase Your Bottom Line.


Midmark's innovative Space Saver Folding Kennels offer the ultimate flexibility. Whether you want to create an isolation area or an overflow option for boarding, these collapsible kennels are ideal for pet resorts or veterinary clinics that want to easily customize a space as needed.

The Space Saver kennels use the existing floor with Midmark's patented SilvisSeal to prevent cross contamination and spreading disease through the flooring system.

Standard sizes are 3' x 3' or 4' x 4'.

The upper section can be designed with stainless steel wire, bone grid or a solid material (FRP, Wilsonart® or stainless steel over Polycore). The bottom section can be designed with FRP, Wilsonart® or stainless steel over Polycore.

Note: The system requires a flat solid wall and an additional kennel width of clearance on both sides.





Specialty Kennels

Folding Kennel

The Folding Kennel is a unique concept in dog kenneling. You can turn a room into a play area during the day and have overnight accommodations in the evening.

Our Folding Kennel gives you a wall of kennels when it is unfolded and then folds up against a wall to a 7" footprint.

Available opening sizes: 36"W x 37 ¼ "L or 48"W x 49 ¼"L.
Folding Kennel US Patent #8,438,995



A Great Space Saver!

Customers who have purchased the Folding Kennel since it was introduced have found great uses for it.

- Maximizes floor space; can fold out one kennel at a time.
- Provides resting areas for dogs in daycare or safe "time out" rooms.
- Gives emergency kennels for overflow boarding times.
- Offers flexible multi-purpose housing for special services (grooming, dog training, physical therapy).



You have the option of opening up just one or two rooms. Pull out just one room.



...or two rooms while others stay against the wall.



Fully unfolded, the kennel is approximately 3'W x 3'L or 4'W x 4'L.

UltraBase™ Above Floor Kennels

No floor seam to bend, break or leak.

The Midmark UltraBase™ Above Floor Kennel System allows for the installation of indoor kennels in spaces not normally constructed for housing animals. The elevated floor allows kennel spaces to be installed in locations that weren't previously possible.

The one-piece molded fiberglass base has a gentle side radius that extends up 6" so there is no floor-side seam to flex, crack and leak over time.

The base unit securely attaches to Midmark's isolation side panels for a watertight seal. The Midmark UltraBase™ features a slip-resistant floor base unit carefully engineered with an easy-to-clean special permanent texture and adjustable legs, that allow for installation on uneven floors.



SU48-FDUWF00-875	4' UltraBase FRP Side Panel with Wire - Blue	\$786.00
SU48-FDUWF00-255	4' UltraBase FRP Side Panel with Wire - Sage	\$786.00
SU48-FDUWF00-245	4' UltraBase FRP Side Panel with Wire - Sky	\$786.00
SU48-FDUWF00-671	4' UltraBase FRP Side Panel with Wire - Pearl	\$786.00
SU48-FDUWF00-878	4' UltraBase FRP Side Panel with Wire - Beige	\$786.00
SU60-FDUWF00-875	5' UltraBase FRP Side Panel with Wire - Blue	\$921.00
SU60-FDUWF00-255	5' UltraBase FRP Side Panel with Wire - Sage	\$921.00
SU60-FDUWF00-245	5' UltraBase FRP Side Panel with Wire - Sky	\$921.00
SU60-FDUWF00-671	5' UltraBase FRP Side Panel with Wire - Pearl	\$921.00
SU60-FDUWF00-878	5' UltraBase FRP Side Panel with Wire - Beige	\$921.00
SU72-FDUWF00-875	6' UltraBase FRP Side Panel with Wire - Blue	\$1,035.00
SU72-FDUWF00-255	6' UltraBase FRP Side Panel with Wire - Sage	\$1,035.00
SU72-FDUWF00-245	6' UltraBase FRP Side Panel with Wire - Sky	\$1,035.00
SU72-FDUWF00-671	6' UltraBase FRP Side Panel with Wire - Pearl	\$1,035.00
SU72-FDUWF00-878	6' UltraBase FRP Side Panel with Wire - Beige	\$1,035.00



BU36-NFF0000-875	3' UltraBase solid FRP Back Panel - Blue	\$697.00
BU36-NFF0000-255	3' UltraBase solid FRP Back Panel - Sage	\$697.00
BU36-NFF0000-245	3' UltraBase solid FRP Back Panel - Sky	\$697.00
BU36-NFF0000-671	3' UltraBase solid FRP Back Panel - Pearl	\$697.00
BU36-NFF0000-878	3' UltraBase solid FRP Back Panel - Beige	\$697.00
BU48-NFF0000-875	4' UltraBase solid FRP Back Panel - Blue	\$823.00
BU48-NFF0000-255	4' UltraBase solid FRP Back Panel - Sage	\$823.00
BU48-NFF0000-245	4' UltraBase solid FRP Back Panel - Sky	\$823.00
BU48-NFF0000-671	4' UltraBase solid FRP Back Panel - Pearl	\$823.00
BU48-NFF0000-878	4' UltraBase solid FRP Back Panel - Beige	\$823.00

Accessories

Midmark offers a variety of accessory elements designed to enhance comfort, add utility and convenience, or improve aesthetics.

Transfer Doors:


- Standard Wall-Mounted Doors
- Cable Guard Wall-Mounted Doors
- Fiberglass Insulated Doors
- Panel-Mounted Doors
- Pickwick™ Dog-Operated Doors
- Locking Transfer Doors



Rest Benches

- Rest benches are available in freestanding and flip-up styles.
- **Frame:** Aluminum **Benches:** Stainless Steel, FRP

10010931-878	Rest Bench Aluminum Framed, Flip-up 3' Aurora UltraBase - Beige	\$336.00
10010932-878	Rest Bench Aluminum Framed, Flip-up 4' Aurora UltraBase - Beige	\$383.00
10010931-671	Rest Bench Aluminum Framed, Flip-up 3' Steel Grey UltraBase - Pearl	\$336.00
10010932-671	Rest Bench Aluminum Framed, Flip-up 4' Steel Grey UltraBase - Pearl	\$383.00
10010791	2' x 3' Freestanding Dog Bench - White	\$366.00
10010792	2' x 4' Freestanding Dog Bench - White	\$413.00



Bowl Systems:

- Built-in Single and Double Bowl Brackets
 - 2 ¾ Quart
 - 1 Quart
- Rotary Double Bowl Insert
 - 1 Quart

Gutter Covers:

- Aluminum Gutter Cover

Latches:

- Patented Stainless Steel Two-Way Latch
- Magna Latch

Raised Flooring:

- Plastisol Coated Steel-Core
 - Blue
 - Orange
 - Beige
- Fiberglass Composite

Top Covers:

- Welded Wire Top Covers
- Chain Link Top Covers
- Poly-mesh Top Covers

Other Accessories:

- Bone Shaped Weight Assist Handle
- Cardholders
- Decorative Gate Tops
 - Arched Tops
 - Dog Silhouettes
- Feeders
- Nelson® Automatic Waterer
- Cleaning Products
 - Kennel Clean
 - Kennel Shine



Feline Housing

Reduce feline fear and anxiety by providing spaces where cats can explore, rest and hide. Our innovative cat solutions are durable, easy-to-clean and thoughtfully designed for the unique needs of feline companions.



Anatomy of a Cat Condo



- 01 Additional vertical bars protect curious paws.
- 02 Self-cleaning pass through slide.
- 03 Lockable quiet closing latch.
- 04 Large litter area allows proper elimination posturing.
- 05 Injection-molded, fiberglass-reinforced nylon thermoplastic polymer hinge stands up to years of use.

- 06 Optional Drawer Storage, Standard Sizes are 24", 30", 36", 48"W.
- 07 Durable polycarbonate door is stylish for the practice and gives felines a great view.
- 08 Diagonal vents are easy-to-clean.
- 09 Four door options to choose from. (different costs)

- 10 Middle polycarbonate band at eye level gives the feline an unobstructed view. Durable Stainless steel grill at top and bottom supports air flow.
- 11 Optional Viewing Dome.
- 12 Optional vents in back support air flow.

Cat Condo and Suite Assemblies



3½' Wide Cat Suite, Option A

2- 24"W x 30"H Tri-Door Main Units
2-18"W x 30"H Litters, includes pass throughs

929-0038-10	No Platform	\$5,422.00
929-0038-11	Mobile	\$5,422.00
929-0038-12	Stationary	\$5,422.00

3½' Wide Cat Suite, Option B


2- 24"W x 30"H Tri-Door Main Units
2-18"W x 30"H Litters, includes pass throughs

929-0038-13	No Platform	\$5,422.00
929-0038-14	Mobile	\$5,422.00
929-0038-15	Stationary	\$5,422.00

4' Wide Cat Suite, Option A

2- 30"W x 30"H Tri-Door Main Units
2-18"W x 30"H Litters, includes pass throughs

929-0039-10	No Platform	\$5,584.00
929-0039-11	Mobile	\$5,584.00
929-0039-12	Stationary	\$5,584.00



4' Wide Cat Suite, Option B

2- 30"W x 30"H Tri-Door Main Units
2-18"W x 30"H Litters, includes pass throughs

929-0039-13	No Platform	\$5,584.00
929-0039-14	Mobile	\$5,584.00
929-0039-15	Stationary	\$5,584.00

4' Wide Cat Condos

4- 24"W x 30"H Tri-Door Main Units, includes pass throughs

929-0040-10	No Platform	\$5,476.00
929-0040-11	Mobile	\$5,476.00
929-0040-12	Stationary	\$5,476.00

5' Wide Cat Condos

4- 30"W x 30"H Tri-Door Main Units, includes pass throughs

929-0050-10	No Platform	\$5,800.00
929-0050-11	Mobile	\$5,800.00
929-0050-12	Stationary	\$5,800.00



6' Wide Cat Condos

6- 24"W x 30"H Tri-Door Main Units, includes pass throughs

929-0060-10	No Platform	\$8,594.00
929-0060-11	Mobile	\$8,594.00
929-0060-12	Stationary	\$8,594.00



7' Wide Cat Suites

4- 24"W x 30"H Tri-Door Main Units 4-18"W x 30"H Litters, includes pass throughs

929-0070-10	No Platform	\$11,604.00
929-0070-11	Mobile	\$11,604.00
929-0070-12	Stationary	\$11,604.00



7½' Wide Cat Condos

6- 30"W x 30"H Tri-Door Main Units, includes pass throughs

929-0075-10	No Platform	\$9,080.00
929-0075-11	Mobile	\$9,080.00
929-0075-12	Stationary	\$9,080.00



8' Wide Cat Suites

4- 30"W x 30"H Tri-Door Main Units 4-18"W x 30"H Litters, includes pass throughs

929-0080-10	No Platform	\$11,928.00
929-0080-11	Mobile	\$11,928.00
929-0080-12	Stationary	\$11,928.00



8' Wide Cat Condos

8- 24"W x 30"H Main Units, includes pass throughs

929-0088-10	No Platform	\$11,712.00
929-0088-11	Mobile	\$11,712.00
929-0088-12	Stationary	\$11,712.00



10' Wide Cat Condos

8- 30"W x 30"H Tri-Door Main Units, includes pass throughs

929-0110-10	No Platform	\$12,360.00
929-0110-11	Mobile	\$12,360.00
929-0010-12	Stationary	\$12,360.00

10½' Wide Cat Suites

6- 24"W x 30"H Tri-Door Main Units 6-18"W x 30"H Litters, includes pass throughs

929-0115-10	No Platform	\$17,786.00
929-0015-11	Mobile	\$17,786.00
929-0015-12	Stationary	\$17,786.00



12' Wide Cat Suites

6- 30"W x 30"H Tri-Door Main Units 6-18"W x 30"H Litters, includes pass throughs


929-0120-10	No Platform	\$18,272.00
929-0120-11	Mobile	\$18,272.00
929-0120-12	Stationary	\$18,272.00



Edge Banding Color Options

Add a pop of color to your condos with polyethylene edge banding. It is available in four different colors, and you must place the band color with your order.

Edge Banding Colors:



Ventilation Options

Shor-Line provides both a passive and an active ventilation system for the Feline Comfort Suite.

Note: You must order vents to be cut when you order the housing.

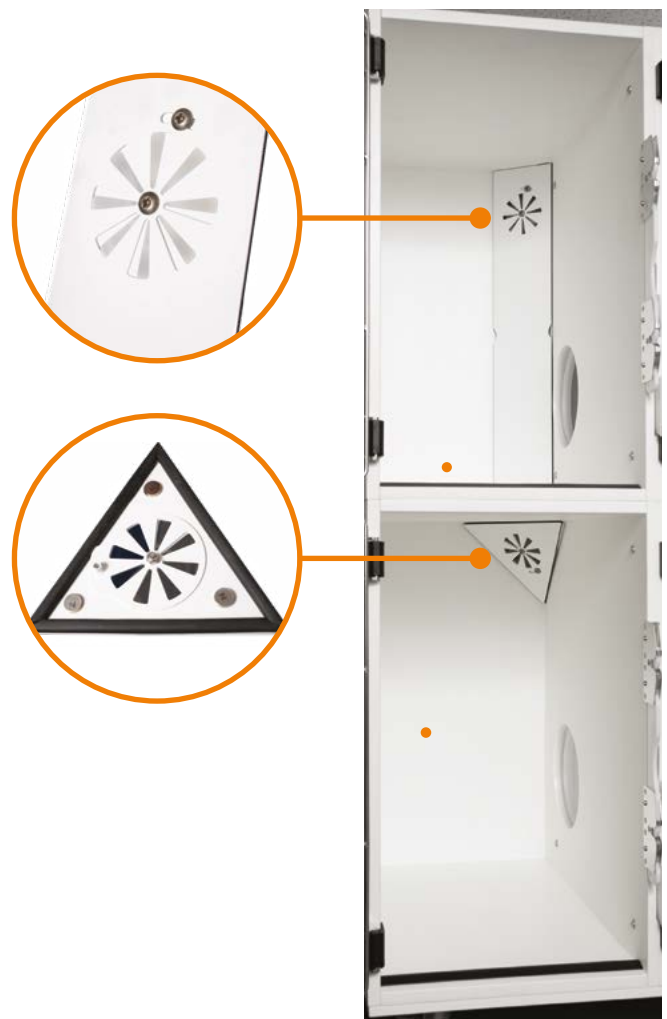
Passive Ventilation

Two 3 ¾" diameter vents in the main area and one in the litter area allow air to flow through the unit. We place them high to capture flow through all our door styles. Cost is per vent.



Active Ventilation

An active ventilation system provides optimum air flow and circulation. This system attaches to your air system duct through a standard 4" diameter opening. The angled air registration column on the top unit fits snugly in the corner and in the top corner of the bottom unit (see picture), optimizing living space. A cover attaches magnetically, allowing you to easily remove it through the cage for cleaning, and the sturdy cover protects the column from feline mischief. The 4" diameter vents adjust with a screwdriver. Cost is per top or bottom unit.



Specialty Cat Housing

Cat Play and Sleep

Enhance your feline housing with a vibrant, engaging play area designed to be seamlessly added between living and litter units. This playful addition encourages exercise and natural behaviors, creating an enriched environment for your cats.

- **Spacious Play Design:** The central play area measures 24"W x 60"H and includes two horizontal lookout shelves with L-shaped benches, perfect for climbing, jumping, and lounging.
- **Integrated Flexibility:** Easily configure the play area between living and litter units to create a cohesive space that supports exercise and relaxation without moving the cats.

- **Durable and Practical:** Constructed with high-quality materials to withstand daily use while providing a safe, easy-to-clean environment.
- **Customizable Style:** Optional edge band color accents allow you to match the play area with your facility's aesthetic (see options on page 63).
- **Functional Height Options:** Add the play area to your Cat Play and Sleep system with a total height of 72"H or 77"H with the caster base.

Give your cats the exercise they need and the enrichment they crave with this configurable central play area, designed to fit seamlessly into your existing Cat Play and Sleep system.



Cat Condos-Raintree™

Raintree™ Cat Condos are beautiful, durable, high-quality furniture pieces with amenities to pamper finicky felines.

Designed specifically for feline boarding needs, standard features include a built-in feeding/watering ledge, a resting shelf and a privacy area for litter. The Raintree™ Cat Condo is the ultimate in comfort and functional design.

Each condo consists of a top and bottom unit with coated wire mesh doors for healthy air circulation, or optional tempered glass doors and internal air ducts. Each module is 84" tall, 24" wide and 24" deep.

Stainless steel hinges with a soft close feature help decrease stress and anxiety by eliminating slamming doors that can startle and scare cats.



10010733-337	Cat Condo, Quad-Unit with Litter, Wire Doors, White	\$8,874.00
10010734-337	Cat Condo Quad-Unit with Litter, Glass Doors, White	\$9,625.00
10010733-888	Cat Condo Quad-Unit with Litter, Wire Doors, Mahogany Impressions	\$9,677.00
10010734-888	Cat Condo Quad-Unit with Litter, Glass Doors, Mahogany Impressions	\$10,429.00
10010733-890	Cat Condo Quad-Unit with Litter, Wire Doors, Napa Cherry	\$9,677.00
10010734-890	Cat Condo Quad-Unit with Litter, Glass Doors, Napa Cherry	\$10,429.00
10010733-889	Cat Condo Quad-Unit with Litter, Wire Doors, Swiss Pear	\$9,677.00
10010734-889	Cat Condo Quad-Unit with Litter, Glass Doors, Swiss Pear	\$10,429.00
10010733-760	Cat Condo, Quad-Unit with Litter, wire doors, Skyline Walnut	\$9,677.00
10010734-760	Cat Condo, Quad-Unit with Litter, glass doors, Skyline Walnut	\$10,429.00



Luxury Cat Condos

Based on guidelines from the Association of Shelter Veterinarians (ASV), Luxury Cat Condos are ideal for animal shelters.

Luxury Cat Condos are attractive and quiet, contributing to less stress and anxiety for cats. Incorporating best-practice recommendations from the ASV, condos offer separate areas for sleep, exercise and litter, enabling cats to explore, retreat and rest as they'd like. All of which help reduce stress for cats, which has been shown to improve adoption rates for shelter animals.

Luxury Cat Condos feature perching shelves; easy-close portal doors that eliminate the jarring door-slam; and wire-grid fronts that increase airflow while making it easier to interact with the cats.

Units are available in 3' and 4' widths, and single or double-stack configurations. Each comes standard with swivel-type casters for easy movement. You can also choose from a variety of non-organic materials, and door, window and portal styles.


Configurable Options

Finishes: Skyline Walnut, Mahogany Impressions, Napa Cherry, Swiss Pear

Accessories: Glass Fronts, Wire Fronts, Glass Backs, Vertical/Horizontal Portals, Keyed Latches

Glass Front Option

Luxury Cat Condos can be ordered with glass fronts for a much healthier and more secure way to house cats. The glass is offset 1/8" and hangs over the door, allowing air to circulate under and into the cat's living space and keeping debris and disease from traveling to other units.



Cat Towers

Maximize space with customized high-rise living for cats.

Towers feature larger, multi-level areas of space that allow cats to explore, play or rest as they need. The vertical, high-rise footprint is ideal for maximizing space within your facility while economizing floor space.

Units are modular, customizable and available in a variety of non-organic materials that enable you to create an enriching and attractive environment for your feline friends.

Optional portals can be added, as well as designated feeding and litter areas. Cat Towers can also be configured using Raintree™ Cat Condos as the main living areas and Cat Towers as supplemental play spaces. The possibilities are unlimited when creating spaces for happier, more relaxed cat residents.

Configurable Options

Panels: Stainless Steel, Wilsonart®, FRP Panels

Finishes: Stainless Steel, Tempered Glass,

Accessories: Shelves/Ledges, Portals, Bowl Systems



Custom Cat Runs

Cats will enjoy multiple levels of climbing ladders and perching shelves for exercise, rest and play.

Custom Cat Runs deliver the greatest amount of design flexibility for your facility—units are available in two heights, 76" and 88".

Available with durable FRP, stainless steel or Wilsonart® side materials, Cat Runs feature Midmark's patented stainless steel two-way latch system and can be configured with a variety of gate styles, and with or without cat doors.

Enjoy the flexibility of creating an attractive cat space suitable for your facility and your feline friends.

Configurable Options

Panels: Stainless Steel, Wilsonart, FRP Panels

Finishes: Stainless Steel, Tempered Glass, Stainless Steel Slide Gates

Accessories: Shelves/Ledges, Portals, Bowl Systems

Note: Shelves and ledges have a max width of 60"



Play-Around™ Cat Kennel

**Need a bigger place for cats to play?
The Play-Around lets cats climb, jump
and play while safely enclosed.**

The kennel is exceptionally durable, yet its color and tempered glass let you showcase the frolicking felines, making the unit as good for your facility as it is for the cats.

- Sturdy Stainless steel or galvanized steel frame with 1"-square welded tubing.
- 16-gauge single pin latch (can be locked).
- Two lower resting lounges and one large upper lookout perch.
- 49"W x 86 ½"H x 48"D.
(Height includes caster base)

Lower Lounges 12"W x 24"D

Lookout Perch 26"W x 12"D





Grooming

Our grooming tables are designed with premium features and built to last. Our grooming tubs are designed to meet diverse needs, offering multiple sizes, material options, and lift capabilities.




Grooming Salons

Choosing Equipment that Supports the Grooming Experience

The right equipment can enhance comfort, safety and workflow while showcasing your style. Smart features help you work more efficiently while maintaining a creative, welcoming space.

Thoughtful choices support lasting performance — and a better experience for staff and clients alike.





ERGONOMIC SUPPORT

Comfort for Every Task

Where it Matters: Grooming tables and tubs

Why? Grooming is physically demanding. Adjustable-height tables and ergonomically placed controls reduce strain on the groomer's body, enhancing comfort during long sessions lowering the risk of injury.

WORKFLOW EFFICIENCY + STYLE

Where Function Meets Form

Where it Matters: Cage banks, grooming tables and tubs

Why? Smart equipment design—like easy-clean materials, ergonomic support, slip-resistant surfaces and modular cage banks—supports faster turnaround without sacrificing quality. Stylish finishes and thoughtful details help your space reflect your brand: clean, professional and welcoming.

PRODUCT DURABILITY + CRAFTSMANSHIP

Invest in Longevity

Where it Matters: Grooming tubs, tables and cabinetry

Why? Equipment built with durable, corrosion-resistant materials and expert craftsmanship supports animal comfort and safety while enduring years of daily use—offering a stronger return on investment.

Why pick one?

Build a Grooming Space That Elevates Every Experience

Combining ergonomic support, durable craftsmanship, safety features and inviting style helps you create a salon that supports efficient workflows and keeps creativity flowing for years to come.

Anatomy Of A Grooming Table



- 01 Proprietary polyurethane coated tabletop helps prevent slipping
- 02 Extra durable frame
- 03 Durable Class A color powder coating
- 04 Foot pedal works from both sides
- 05 Silicone ball protects pets and floor
- 06 Support bracket attaches to the frame for added strength and durability
- 07 Grooming arm included. Five locking positions. Pivots 180°
- 08 Exceptionally strong grooming arm made of 1", 11-gauge stainless steel



MET / UL CERTIFIED TABLE!

Grooming Tables

Big Top™ Grooming Table

Designed with an oversized tabletop and enhanced ergonomic features, the Big Top Grooming Table allows you to lift your clients on a secure, coated tabletop. The pivoting grooming arm is highly adjustable, enabling you to work more comfortably.

Tables are designed for animal use only.

- Pivoting grooming arm travels 180° around the end of the table. The arm locks into five positions horizontally, any position between 22" and 39" vertically and the loop hook has six position choices.
- Proprietary polyurethane coated tabletop provides a secure and comfortable surface for the pet. Plus, it's durable and easy-to-clean.
- Smooth and quiet lifting system can be operated from both sides of the table.
- Silicone ball at end of arm protects pets and prevents floor damage.
- Other features include: leveling legs; powder coated heavy-gauge steel construction; actuator lifts up to 200 lb from 20" to 41" high and new, super-sized 48"L x 26"W tabletop.
- This table is MET / UL certified.



903-3220-55

Colors Available



903-3220-53	Electric Lift, Plum	\$2,337.00
903-3220-55	Electric Lift, Green	\$2,337.00
903-3220-57	Electric Lift, Orange	\$2,337.00
903-3220-59	Electric Lift, Pink	\$2,337.00
903-3220-61	Electric Lift, Silver Vein	\$2,337.00
903-3220-63	Electric Lift, Blue	\$2,337.00
903-3220-77	Electric Lift, Grey	\$2,337.00
903-3220-65	Hydraulic Lift, Plum	\$2,155.00
903-3220-66	Hydraulic Lift, Green	\$2,155.00
903-3220-67	Hydraulic Lift, Orange	\$2,155.00
903-3220-68	Hydraulic Lift, Pink	\$2,155.00
903-3220-69	Hydraulic Lift, Silver Vein	\$2,155.00
903-3220-70	Hydraulic Lift, Blue	\$2,155.00
903-3220-74	Hydraulic, Grey	\$2,155.00

Grooming Tables

Elite Grooming Table

Designed with enhanced ergonomic features, the Elite Grooming Tables allows you to more easily lift your clients on a secure, coated tabletop. The pivoting grooming arm is highly adjustable, enabling you to work more comfortably.

Tables are designed for animal use only.

- Pivoting grooming arm travels 180° around the end of the table.
- The arm locks into five positions horizontally, any position between 22" and 39" vertically. The loop hook has six position choices. All features allow the groomer to operate the table efficiently and comfortably.
- Proprietary polyurethane coated tabletop provides a secure and comfortable surface for the pet. Plus, it's durable and easier to clean.
- You can operate our smooth and quiet lifting system from both sides of the table.
- Bright color lasts because of the powder coated, heavy-gauge steel construction.
- Silicone ball at end of grooming arm protects pets and prevents floor damage.
- The actuator lifts up to 200 lb from 20" to 41" high.
- Large 26"W x 42.44"L tabletop.
- This table is MET/ UL Certified.

903-3220-19	Electric Lift, Plum	\$2,119.00
903-3220-20	Electric Lift, Green	\$2,119.00
903-3220-21	Electric Lift, Orange	\$2,119.00
903-3220-22	Electric Lift, Pink	\$2,119.00
903-3220-10	Electric Lift, Silver Vein	\$2,119.00
903-3220-42	Electric Lift, Blue	\$2,119.00
903-320-75	Electric Lift, Grey	\$2,119.00
903-3220-36	Hydraulic Lift, Plum	\$2,056.00
903-3220-37	Hydraulic Lift, Green	\$2,056.00
903-3220-38	Hydraulic Lift, Orange	\$2,056.00
903-3220-39	Hydraulic Lift, Pink	\$2,056.00
903-3220-11	Hydraulic Lift, Silver Vein	\$2,056.00
903-3220-44	Hydraulic Lift, Blue	\$2,056.00
903-3220-73	Hydraulic Lift, Grey	\$2,056.00



Colors Available





Note: Optional Economy Grooming Arm attaches to the rear of the table frame in a fixed location.

Use of non-Midmark after market Accessories is not recommended and could void limited warranty.

Economy Grooming Table

The Economy Grooming Table is an affordable piece of grooming equipment featuring a durable, textured top and a quiet, dependable hydraulic lift. Add an optional grooming arm, and you are in business.

The Economy Grooming Table provides the same key features you love in Midmark tables, including a large table surface and an ergonomically-designed tabletop that protects your hips and hands and provides a durable lift.

- Efficient hydraulic lift works in a scissors-lift fashion.
- The durable tabletop features a large working surface that holds the pet and your smaller equipment.
- You can add an optional Economy Grooming Arm.
- All features allow the groomer to operate the table efficiently and comfortably.
- Proprietary polyurethane coated tabletop provides a secure and comfortable surface for the pet. Plus, it's durable and easy to sanitize.
- Clean white finish lasts because of the powder coated, heavy-gauge steel construction.
- Grooming Arm not included, sold separately.

903-3230-00 Economy Grooming Table, White \$1,462.00

803-3221-08 Economy Grooming Arm \$641.00



Note: Shown with optional Economy Grooming Arm.

All Purpose Tables

All-Purpose tables provide a great workspace for everything from drying the pet to applying the final nail polish and bows.

Delivering durable construction and a budget-friendly price, it could become your go-to table for last-minute prep.

- Beauty meets durability in this versatile table.
- The durable black tabletop features a large working surface that holds the pet and your smaller equipment.
- Proprietary polyurethane coated tabletop provides a secure and comfortable surface for the pet.
- Rounded corners are gentler on your hips.
- All features allow the groomer to work at the table efficiently and comfortably.
- Bottom bar area can be equipped with a basket or tub to hold items.
- Clean color lasts because of the powder coated, heavy-gauge steel construction.
- Table Overall Size is 42.125"W x 34.063" H to 35.563"H x 26.125"D. (The legs adjust for floor imperfections.)



903-4227-00 White

\$872.00

Supply Caddy

This single-opening supply caddy keeps needed supplies within easy reach.

- Constructed of durable polypropylene.
- Provides a convenient, accessible place for you to place supplies, tools and other items.
- Available in Black or Blue.



041-0017-61 Blue with Plastic Bar Mount \$52.00

041-0017-62 Blue with Table Mount \$103.00

041-0017-20 Black with Table Mount \$103.00

Grooming Tubs

Ultralift Pro Version Elevating Grooming Tub

Unit includes single-lever faucet with hose and spray, stainless steel restraint hoops, small dog tray raised platform, false floor raised platform and TubSitter with 60" belly band.

- 250 lb lift capacity
- Quiet and smooth electric lift system
- Inside dimension 22" x 47" to 25" x 53" top of tub
- Outside dimension 32" x 59"
- Oil-impregnated bronze bushings (self-lubricating)
- Powder-coated steel tube frame
- Hand-laid heavy-duty fiberglass tub and surround
- 14" door height at lowest position
- Elevates from 24" to 42" at ledge/rail height
- Air-operated push button controls (up/down)
- Adjustable levelers
- Removable door
- Available in white

10010787-337 59" Ultralift Pro Elevating Grooming Tub, White \$11,187.00

10010788-337 45" Ultralift Pro, Elevating Grooming Tub, White \$11,132.00

Note: This product has limited availability outside of the US. For confirmation, please contact Midmark Customer Experience.



Grooming Tubs

Elite Grooming Tub

The Elite Grooming Tub is packed with features like slip-resistant steps that enable larger grooming clients to enter and exit the tub without heavy lifting on your part. The tub's durable construction features a 1" square tube frame that provides added strength to the one-piece backsplash. Made of stainless steel, the tub remains stable whether it is free-standing or placed against a wall, while adjustable feet allow you to place the tub on almost any surface.

- Constructed with radiused corners along all the corners of the tub.
- 45° angles on the front edges add an element of safety and aesthetic appeal.
- Steps slide in and slide out with the touch of your foot, allowing you to keep your hands free and limit bending.
- Slip-resistant tread on steps.
- PVC coated tub floors have the option of a floor panel set upon the rails to raise the bathing platform to an ergonomic showering level.
- Door is completely removable and features the hinges that are used on our cages.
- Door latch is easy to use and constructed of the same long lasting material as our hinges.
- Sliding restraint ring design allows dogs to be turned around in the tub without detaching the safety lead.
- Removable Supply Caddy comes with 2 plugs to close unused mounting holes.
- **Includes:** Supply Caddy, 2 PVC coated tub floor panels, and restraint ring.
- Hair Trap, Drain Insert and plumbing fixtures sold separately.
- 55 ¼"W x 60"H x 24"D

904-0702-40 Left Hand Door, Right Hand Drain \$6,574.00

904-0702-41 Right Hand Door, Left Hand Drain \$6,574.00



OUR MOST POPULAR GROOMING TUB

Classic Grooming Tub

This basic grooming tub is filled with features. Durability comes standard with a sturdy tube frame construction strengthening the one-piece backsplash. Adjustable feet make it durable whether it is freestanding or placed against a wall.

- Constructed with radiused corners along all the corners of the tub.
- 45° angles on the front edges add safety and aesthetic appeal.
- Move the included PVC coated tub floors onto the rails to raise the grooming platform and help reduce strain on your back.
- Sliding restraint ring design allows you to turn dogs around without detaching the safety lead.
- Use the Supply Caddy or remove it, using the two provided plugs.
- **Includes:** Supply Caddy, 2 PVC coated tub floor panels and restraint rings.
- 60" H x 55 ¼" W x 24" D
- Hair Trap, Drain Insert and plumbing fixtures sold separately.

904-0702-35 Left Hand Drain \$4,507.00

904-0702-34 Right Hand Drain \$4,507.00



Elite Grooming Shower

The Elite Grooming Shower simplifies animal bathing while providing a durable, safe bathing space. Stainless steel tube frame construction with a one-piece backsplash and adjustable feet enhances the shower's strength, whether it is free-standing in your grooming area or placed against a wall.

- Constructed of durable Stainless steel and crafted with radiused corners along all the corners of the shower.
- 45° angles on the front edges add safety and aesthetic appeal.
- Sliding restraint ring design allows you to turn dogs around without detaching the safety lead.
- Use the Supply Caddy or remove it, using the two provided plugs.
- **Includes:** Supply Caddy, 2 PVC coated floor panels, and restraint rings.
- 56" W x 50 ½" H x 24 ½" D
- Hair Trap, Drain Insert and plumbing fixtures sold separately.

904-0702-32 Right Hand Drain \$4,935.00

904-0702-33 Left Hand Drain \$4,935.00



Grooming Tubs

Small Animal Bathing Tub

The Small Animal Bathing Tub is ideal for bathing smaller animals. It is designed to promote proper ergonomics and comes with a stainless steel grill that allows pets to be positioned for better reach. Additionally, the tub has a high backsplash that helps keep water in. A convenient supply caddy keeps necessary items within easy reach.

- This sturdy tub is constructed from 18-gauge stainless steel and strengthened with a tubular frame.
- Adjust the height of the stainless steel tubular legs with new stainless steel triangular feet that feature two mounting holes to secure the tub to the floor.
- The triangular feet allow you to mount the tub directly against the wall or corner.
- The grill sits 4" off the tub floor.
- Backsplash is 30"W x 27"H from the bottom of the tub. Left and right side splashes are 24"L x 27"H.
- Stainless steel Tie-Down Ring mounted on backsplash.
- Mounting holes centered on the backsplash and side splashes on 8" centers for optional plumbing fixture with sprayer handle and Supply Caddy.
- **Includes:** Stainless Steel Supply Caddy, 4"H stainless steel grill floor and plugs for mounting holes not in use.
- 52"H x 30"W x 24"L. Tub is 11" deep and the lip of the tub is 36" (counter-height) from the floor.
- Hair Trap, Drain Insert and plumbing fixtures sold separately.



904-0752-30 Small Animal Bathing Tub 367 lb \$4,105.00

Grooming Accessories

Wall Mount Faucet, Stainless Steel Hose

- 12" swing-away nozzle and self-closing spray head
- Flexible, 96" Stainless steel hose extends for easy cleaning of those hard to reach areas
- Wall mount hanger hook holds hose and spray head when not in use
- Does not include Backflow Preventer

804-0006-82 Stainless Steel Hose 12 lb \$1,227.00



Wall Mount Faucet, Blue Coil Hose

- Lightweight spray head helps reduce fatigue when bathing pets
- Flexible hose extends for cleaning hard to reach areas
- Wall mount hanger hook holds hose and spray head when not in use

804-0139-00 Coil Hose 8 lb \$819.00



Backflow Preventer and 3/8" Vacuum Breaker

- 3/8" diameter IPS male inlet and female outlet
- Double-check assembly is designed to prevent backflow
- 2 3/8" length from top to bottom
- **This is a replacement part for 804-0139-00 Wall Mount Faucet, Blue Coil Hose**

804-0006-56 Backflow Preventer and 3/8" Vacuum Breaker 8 oz \$235.00



Sink Drain Kit with Strainer Basket

- 3 1/2" in diameter
- Recessed sink drain kit for tub tables
- Comes with strainer basket

804-0008-25 Sink Drain Kit and Strainer Basket 1 lb \$67.00



Hair Trap

- Removable plastic filtering system
- Intercept the fur before it clogs your plumbing

704-0702-26 Hair Trap 3 lb \$380.00



Grooming Accessories

PVC Coated Tub Floors

Our coated tub floors provide sure footing for pets while bathing or dipping. The notched floor piece features easy drain access.

- Designed to be used in our Elite Grooming Shower or Tub and Classic Grooming Tub. Use two pieces per tub or shower—one solid and one with a notch. **Note:** The products listed above come standard with this set of floors.
- Floor is coated with approximately 1/8" thick non-toxic PVC coating, which is approved for animal use.
- Sturdy frame and 3 3/4" legs with a heavy-gauge perforated sheet steel.
- Openings are approximately 3/8" diameter after PVC coating.

317-0098-57 30"L Grill Floor Piece, Solid \$198.00

317-0098-58 30"L Grill Floor Piece, with Notch \$257.00



Anti-Fatigue Mat

Thick anti-fatigue mat to help minimize leg and back discomfort common after long hours of grooming.

- Constructed of dual-density, closed-cell foam that distributes your weight without feeling "unstable."
- Gives your muscles a rest as they adjust to the flexibility of the mat, promoting circulation.
- Mats are 1/2" thick with tapered and rolled edges.
- Embossed pebble surface with a black color. Cleans easily with soap and water.

803-0100-05 48"W x 24"L 5 lb \$182.00

803-0100-07 36"W x 24"L 7 lb \$140.00



Rear Grooming Arm

The Rear Grooming Arm provides an additional position to secure the pet during grooming.

- Arm made out of 1", 11-gauge Stainless steel.
- 1" square tube holds up when other arms collapse under pressure.

803-3221-00 Elite Grooming Arm, Rear 6 lb \$630.00

803-3221-08 Big Top Grooming Arm, Rear 6 lb \$641.00



Dryer Cages

Patented heat-free Dryer Cages provide a safe and professional grooming experience with heat-free drying. Equipped with high-volume fans, they create a fluffy finish that will make the pups in your care look and feel fabulous.

- Two high-volume fans placed on opposite ends of the assembly create turbulence, which lifts and dries the pet's coat while removing the loose undercoat.
 - Fan guards help protect paws from fan blades, and multi-speed settings let you choose airflow speed.
 - All fans are UL listed and feature OSHA compliant guards.
 - Rounded corners prevent bacterial buildup, supporting a healthier environment for animals and staff.
 - Fluid-retaining lip helps limit leakage.
 - Removable PVC coated floors included.
 - Wide doors facilitate easier animal entrance and exit.
 - **Double unit** includes a mobile double large dryer cage on the bottom with another double large dryer cage on the top.
 - A removable cage divider gives you the option of drying two smaller animals at one time.
 - **Triple unit** is equipped with stacking plastic cages that can be used as holding areas, leaving you free to dry the next animal.
 - Locking caster base provides instant portability.
 - Single Unit is 48" x 36". Double Unit is two 48" x 36" cages stacked. Triple Unit is one 48" x 36" cage with two smaller holding cages stacked above.
- Each cage compartment is a one-piece mold of high-density polyethylene with a $\frac{3}{16}$ " thick wall. 25 $\frac{1}{2}$ "H x 44 $\frac{1}{4}$ "W x 28"D. Maximum total air volume is 3,560 CFM. Requires 120V AC, 1.4 AMPS per fan.

926-4836-01	Single Unit	\$4,017.00
926-2000-02	Double Unit	\$7,796.00
926-3000-03	Double unit with holding cages	\$5,603.00



926-4836-01



926-2000-02



926-3000-03

Midmark Product Ordering

1. Ordering

Please include the following with your order:

- Quantity
- Part number
- Description
- Signature of person placing the order
- Approximate shipping date required
- Method of transportation
- Purchase order number

2. Return of Special Design + Regular Merchandise

Orders for equipment, cabinetry and containment/boarding of special design, construction, finish or upholstery are not subject to cancellation after your acceptance of our acknowledgement. Special design products, custom design cabinets/containment and special upholstery **WILL NOT** be accepted for credit.

Authorization must be obtained for the return of any item. If return is authorized, transportation charges must be prepaid. Items returned for credit are subject to a charge of 25% or more to cover inspection, reconditioning and repackaging. Anesthesia accessory returns are not accepted for rubber goods over 30 days old, rubber goods not in original, sealed package and all hoses. Goods without a Return Goods Authorization (RA) and merchandise more than 90 days old (from Midmark invoice date) are also not accepted for return.

Note: Certain items are non-refundable: Special Orders, Midmark Cabinetry, Custom Configured Containment, Care Exchange™ Workstations, Large Narcotic Safe, Discontinued Items or Parts, Custom or Nonstandard Colors, Service Upholstery and Service Parts if value is less than \$50.

3. Freight Damage

It is the consignee's responsibility to count and inspect upon receiving. Merchandise arriving with external damage should be described on Proof of Delivery, Delivery Receipt or Bill of Lading. In case of concealed damage, consignee must contact the carrier within 5 days after receipt and claims for damage instituted.

4. Improve Product Quality

Midmark Corporation reserves the right to change design and construction without notice.

5. Order Changes

Any requested change to an order after the acknowledged ship date could result in an extensions of the scheduled ship date. The new ship date will be re-scheduled/acknowledged based on the extent of the changes requested.

6. Containment + Cabinetry Order Changes

All changes should happen before the receipt of the order. Order changes made after receipt of an order may incur a change fee and a shipping date change. This fee will cover materials, labor, and handling costs. All changes must be submitted in writing. Upon review and approval of changes, the order will be moved to the next available ship date.

Request to reschedule or delay shipment of orders that have been built will incur storage and handling fees until shipped.

7. Special Order Requirements

Any order requiring special deviation from standard product will carry the following disclaimer:

We hereby accept and acknowledge the above captioned order provided, however, because of the special nature of this order in that this equipment is being supplied upon special design specifications, special materials, and/or field modification, as per your request, the standard warranties of Midmark on its products are not applicable to the order, and this acceptance and acknowledgement is conditioned upon your indemnification and promise to hold Midmark, its officers, employees and agents, harmless in respect to any and all warranty claims, damages, both direct and consequential, expenses, costs, and any liability arising from the use of or relating to this special equipment.

8. Order Cancellation

Cancellation 48 hours from time of order placement is subject to penalty. An assessment will be made at the time cancellation to determine the amount of penalty including material, labor and handling costs.

Cancellations must be received in writing. Non-standard color and custom configuration orders may not be cancelled without penalty.

Orders for equipment, cabinetry and containment/boarding of special design, construction, finish or upholstery are not subject to cancellation after your acceptance of our acknowledgement. Special design products, custom design cabinets/containment and special upholstery **WILL NOT** be accepted for credit.

9. Shipping

Please call your Project Coordinator for shipping quotes at 1.844.856.1236.

Standard lead times may vary from typical order time frame.

Request to reschedule or delay shipment of orders that have been built will incur storage and handling fees until shipped.

10. Custom Orders Quoted Outside of Design Service

Custom orders created outside of Design Service follow this sequence:

1. Product Quoted
2. Order placed by PO or down-payment
3. Product design created
4. Sign-offs
5. Release to production

11. Custom Order Changes

All changes should happen before the release of the order. Order changes made after release of an order may incur a change fee and a shipping date change. This fee will cover materials, labor and handling costs.

Midmark Limited Warranty

Scope of Warranty

Midmark Corporation ("Midmark") warrants to the original retail purchaser that it will repair or replace components of the animal health products manufactured by Midmark (except for products and components not warranted under "Exclusions") that are defective in material or workmanship under normal use and service. The sole remedy under this limited warranty is the repair or replacement, at Midmark's option, of the applicable products or components. This limited warranty shall only apply to defects that: (i) are reported to Midmark within the applicable warranty period; and (ii) are determined to exist upon examination by Midmark. This limited warranty extends only to the original retail purchaser of a product, and is not transferable or assignable.

Applicable Warranty Period

The applicable warranty period for each Midmark product commences on the date of delivery to the original retail purchaser of the product and shall continue for the period specified in the attached Warranty Guide, which Warranty Guide is expressly incorporated herein. References in the Warranty Guide to specific component warranty periods are in place of and supersede the generally applicable warranty period for the product under which the component is listed.

Obtaining Warranty Service

Warranty service must be obtained through either Midmark or an authorized dealer in the Midmark product line for which warranty service is requested. Midmark may be contacted for warranty service inquiries or issues via email at midmark.com, by mail to Midmark Corporation, 60 Vista Drive, Versailles, Ohio 45380, or by phone at: 1-800-MIDMARK.

It is the retail purchaser's obligation to arrange for delivery of a product to Midmark or one of its authorized dealers for warranty service, which delivery shall be at retail purchaser's expense. It is also the retail purchaser's obligation to comply with the warranty service instructions provided either by Midmark or its authorized dealer. The retail purchaser must provide Midmark with completed warranty registration information within thirty (30) days after purchase in order to obtain the benefits of this limited warranty.

Exclusions

This warranty does not cover sinks, faucets and plumbing Accessories. Any warranties on these items are extended directly by the manufacturer of these items to the original purchaser. Information on these manufacturers' warranties will be enclosed with the applicable products. Also, Midmark will furnish copies of any warranties extended by any such manufacturers upon request. This warranty does not cover and Midmark shall not be liable for: (1) repairs and replacements required because of misuse, abuse, negligence, alteration, accident, freight damage or tampering; (2) matching of color, grain or texture except to commercially acceptable standards; (3) changes in color caused by natural or artificial light; (4) products which are not installed, used or properly cleaned as required in Midmark's written Installation Manual; (5) specially manufactured products; (6) products considered to be of a consumable nature such as light bulbs and surge suppression products; (7) Accessories or parts not manufactured by Midmark; (8) charges by anyone (including Midmark's authorized dealers) for adjustments, repairs, replacement parts, installation or other work performed upon or in connection with such products which is not expressly authorized in writing in advance by Midmark.

Exclusive Remedy; Consequential Damages Disclaimer

Midmark's only obligation under this limited warranty is the repair or replacement of defective parts. Midmark shall not be liable for and hereby disclaims any direct, special, indirect, incidental, exemplary or consequential damages or delays including, but not limited to, damages for loss of profits or income, loss of use, downtime, cover, and employee or independent contractor wages, payments, and benefits. This disclaimer shall survive any failure or asserted failure of the essential purpose of this limited warranty or its remedies specified herein.

No Authorization

No person or firm is authorized to create or approve for Midmark any other obligation or liability in connection with Midmark products.

Warranty Disclaimer

This limited warranty is Midmark's only warranty and is in lieu of all other warranties, express or implied. Midmark makes no implied warranties of any kind including any implied warranties of merchantability or fitness for a particular purpose.

Statute of Limitations

No action may be brought against Midmark for breach of this limited warranty, an implied warranty, if any, or for any other claim arising out of or relating to the products, more than ninety (90) days following expiration of the warranty period. In the event multiple warranty periods exist with respect to a product, the ninety (90) day period provided for herein shall begin to run from expiration of the warranty period for the component to which the claim relates.

Severability

In the event any provision of this limited warranty is determined to be invalid or otherwise unenforceable: (i) the provision shall be enforced in a manner that closest holds to its intent, while at the same time curing the invalidity or unenforceability, and (ii) the balance of this limited warranty, being severable, shall not be affected in the event the provision that is invalid or unenforceable cannot be enforced in any respect.

Warranty is only applicable if customer complies with all instructions and specifications furnished by Midmark relating to installation, care, and application. Customer agrees that they will not modify, misapply, or misuse product in any manner which deviates from the Midmark instructions. Any repairs, alterations, or services provided by parties other than Midmark or its authorized representatives may void warranty. The buyer is responsible for all freight charges on returned items.



Scan QR code to see Animal Health Product Warranties



Is veterinary medicine part of your care environment?

Midmark provides a comprehensive selection of veterinary solutions aimed at helping you deliver the best possible care for your patients. Explore high-quality equipment that is user-friendly, tailored to your needs, and enhances the care experience for everyone—from staff to patients to clients. Our offerings include:

- Anesthesia
- Cabinetry
- Dental Delivery and X-ray
- Exam, Treatment and Surgery Tables
- Instrument Processing
- Lighting and Scales
- Monitoring
- Scrub Sinks and Grooming Tubs
- Seating



[midmark.com](https://www.midmark.com) | 1.800.MIDMARK

Service + Support You Can Trust

NO ONE KNOWS MIDMARK PRODUCTS BETTER THAN MIDMARK.

We make it our mission to thoroughly address customer needs and fulfill our commitments. When in need of a repair, customers can call Midmark technical support and we will try to correct the issue over the phone at no charge. If further assistance is needed, we will determine what part is required or recommend an onsite technician for additional diagnosis. Midmark-trained technicians possess the expertise required to promptly and accurately repair your equipment, minimizing downtime and alleviating concerns.



Scan to
learn more.

WE'RE HERE TO HELP YOU GET THE MOST OUT OF YOUR MIDMARK PRODUCTS.

Midmark Technical Phone Support – 1.844.856.1232, animalhealthts@midmark.com
Available to serve your needs from 8:00 AM - 5:00 PM, Monday through Friday (ET). Our dedicated team of technical support professionals provides remote product support including parts identification, documentation, service, warranty and more.

Onsite Repair – 1.844.856.1232


When in need of a repair, call Midmark Technical Support to schedule a trained technician onsite.

Online Parts Store – midmarkserviceparts.com

Shop thousands of service parts for a wide range of Midmark Veterinary products from accessories to repair kits and more.

To order Periodic Maintenance or for general inquiries, email: serviceproducts@midmark.com

Midmark Locations



Domestic Locations



VERSAILLES

60 Vista Drive
Versailles, OH 45380
937.526.3662

TAMPA

Suite 110
10010 N. Dale Mabry Hwy
Tampa, FL 33618
866.447.4276

TRAVERSE CITY

600 East Front Street
Suite 106
Traverse City, MI 49684
877.983.7787

KANSAS CITY

511 Osage Ave.
Kansas City, KS 66105
913.281.1500

IRVINE

5171 California Ave
Suite 150
Irvine, CA 92617

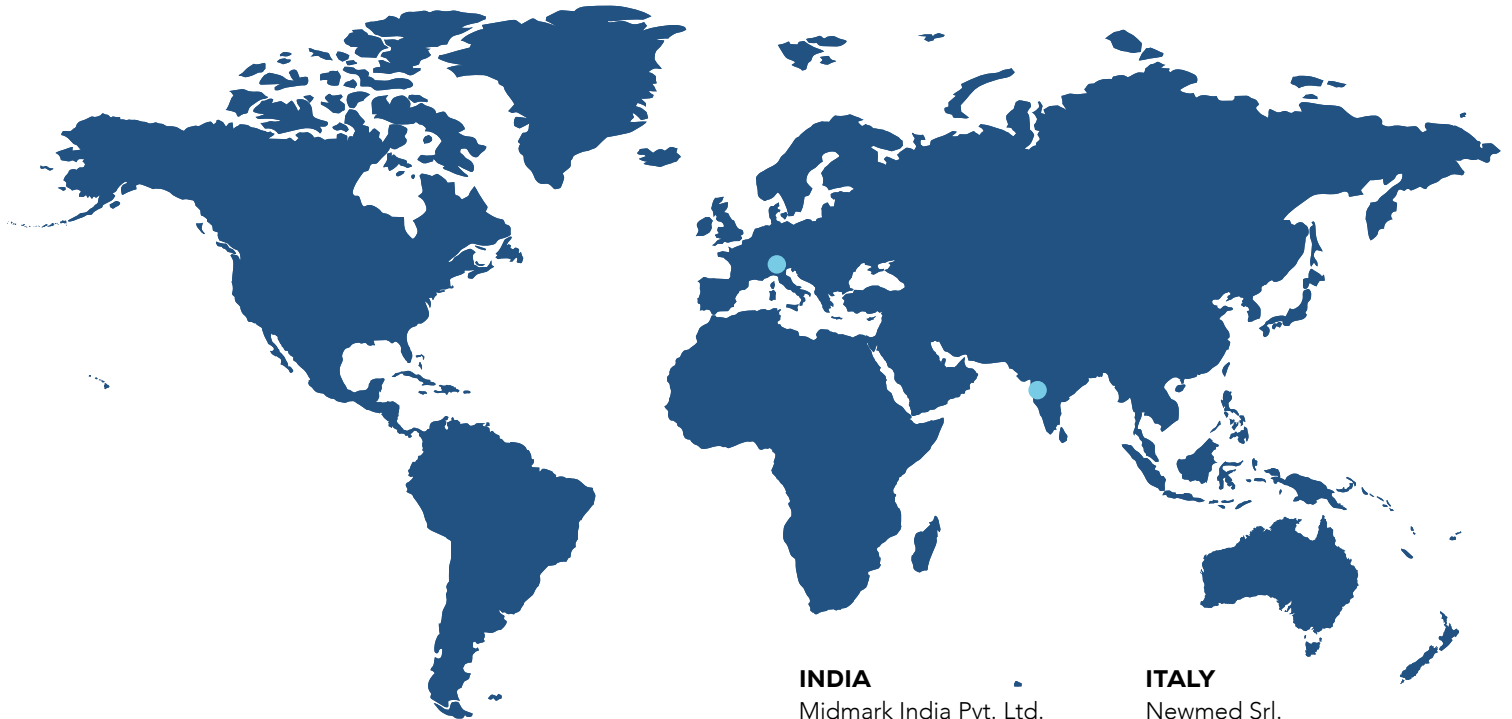
DAYTON

Suite 300
10170 Penny Lane
Miamisburg, OH 45342
937.528.7500

GLASGOW

115 G.L. Comer Road
Glasgow, KY 42141
270.651.7407

International Locations



INDIA

Midmark India Pvt. Ltd.
Art Guild House, "A" Wing,
Unit No. 15 + 16
Lower Ground Floor,

Phoenix Market City
LBS Road, Kurla (West),

Mumbai-400-070
India. +91 22 4915 3000

ITALY

Newmed Srl.
Via Lenin 79/A – 42020

Quattro Castella (RE), Italy
+39 0522 875 166



Designing better care.®

midmark.com

Trade Name Notification

Raintree is a trademark or registered trademarks of Midmark Corporation or its subsidiaries. Pickwick, Shor-Shelf, Kennel Gear and Big Top are all trademarks or registered trademarks of their respective companies. Other products or services may be trademarks or registered trademarks of their respective companies.

CARB 93129.2 Phase 2 Compliant and TSCA Title VI Compliant



WARNING: For California residents, please reference our website for product features or visit: midmark.com/proposition-65

Midmark is an ISO 13485 and ISO 9001 Certified Company. Certain products are not included. See the complete list at: midmark.com/ISO

© 2025 Midmark Corporation, Versailles, Ohio USA
Products subject to improvement changes without notice.
007-0739-00 Rev B1 (6/25)


midmark®