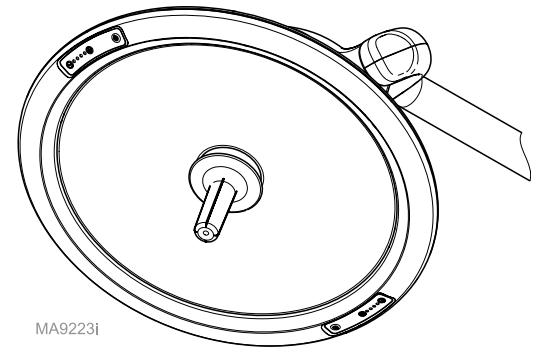




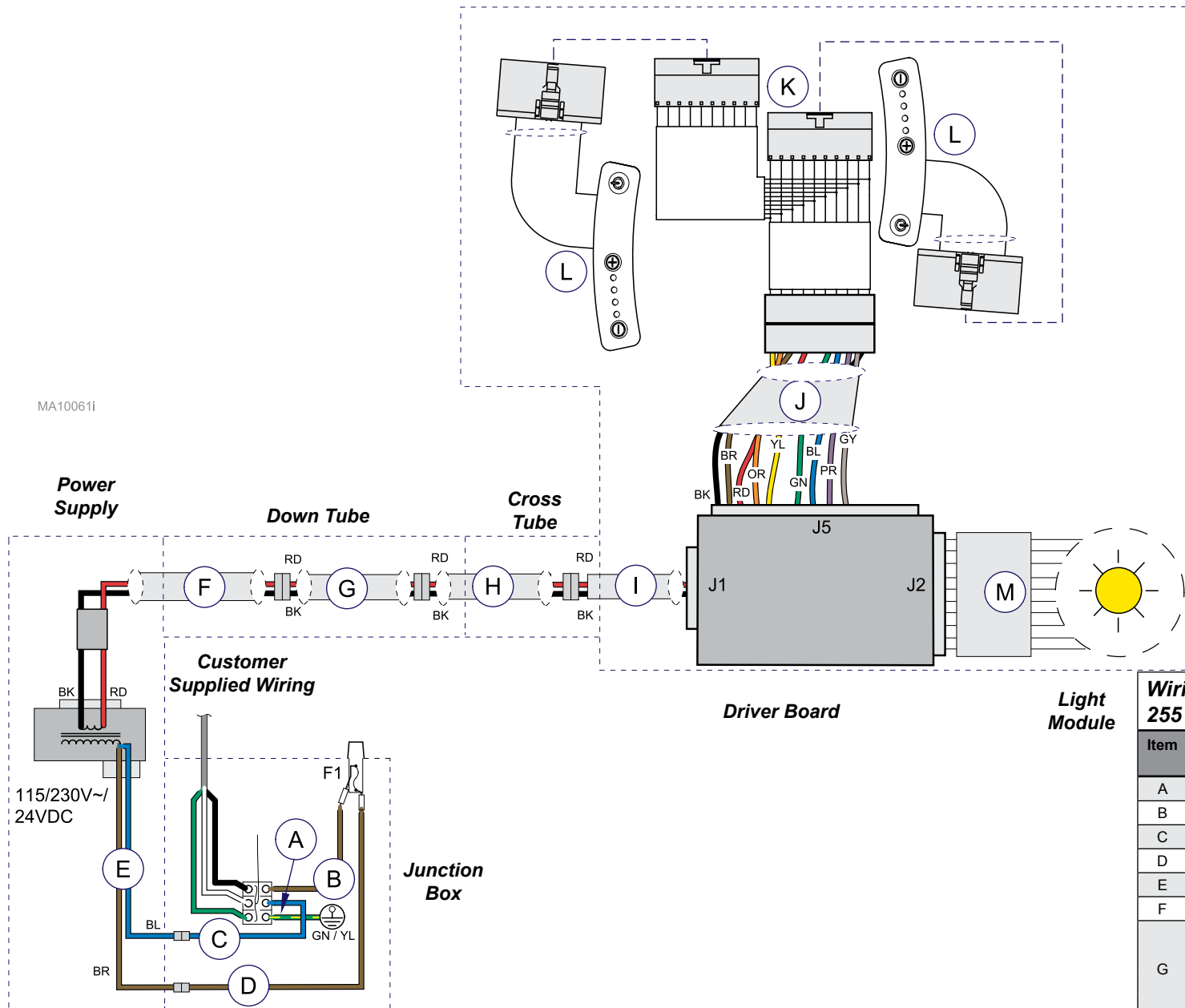
Wiring Diagrams: 255 LED Light

Attention

This document contains wiring and/or tubing diagrams for the models listed in the table below. Locate the desired model / serial number, then click on the blue text to view the desired diagram.



Lighthead	Mounting Style	Model Numbers	Serial Numbers:	Refer To:
255	Ceiling (Single)	115V~ & 230V~ : 255 (-001 / -002; -021 / -022)	all	255 Ceiling Light (8 ft / 9 ft - Single)
	Ceiling (Double)	115V~ & 230V~ : 255 (-003 / -004; -023 / -024)	all	255 Ceiling Light (8 ft / 9 ft - Double)
	Mobile	115V~ & 230V~ : 255 (-005 / -007; -025 / -027)	all	255 Mobile Light
	Wall Mtd.	115V~ & 230V~: 255 (-006; -026)	all	255 Wall Mounted Light



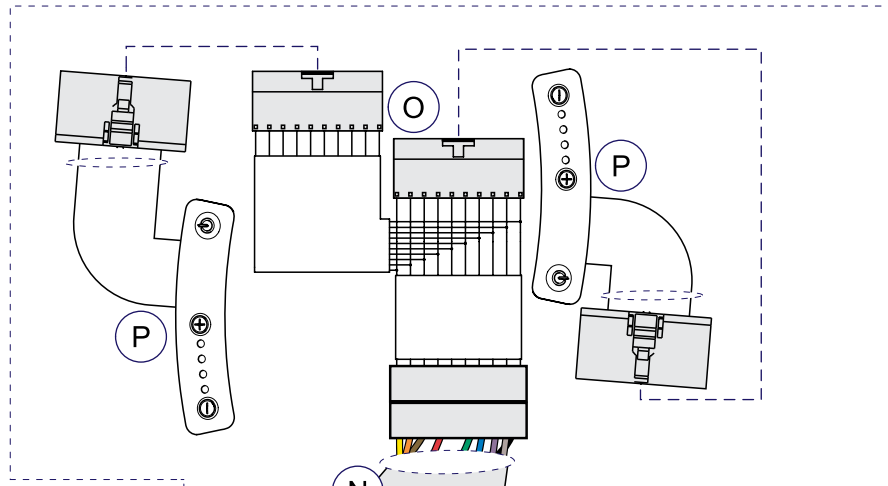
Lighthouse

**Wiring Diagram:
255 Ceiling Mounted Light (Single)**

Item	Description	Part Number
A	Ground Wire	015-1170-04
B	Brown Wire	015-0737-06
C	Blue Wire	015-0737-45
D	Brown Wire	015-0737-46
E	AC Inlet Power Harness	015-3130-00
F	DC Power Harness	015-3131-00
G	Interconnect Harness <i>for 8' ceiling</i> <i>for 9' ceiling</i> <i>for 10' ceiling</i>	015-3367-00 015-3367-01 015-3367-02
H	Arm Harness (incl. conn. 015-2225-00)	015-3318-00
I	Power Harness	015-3223-00
J	Keypad Harness	015-3256-00
K	Membrane Harness	015-3132-00
L	Membrane Switch (<i>Ritter models</i>) Membrane Switch (<i>Midmark models</i>)	015-3152-00 015-3459-00
M	Lighthouse Harness	015-3133-00

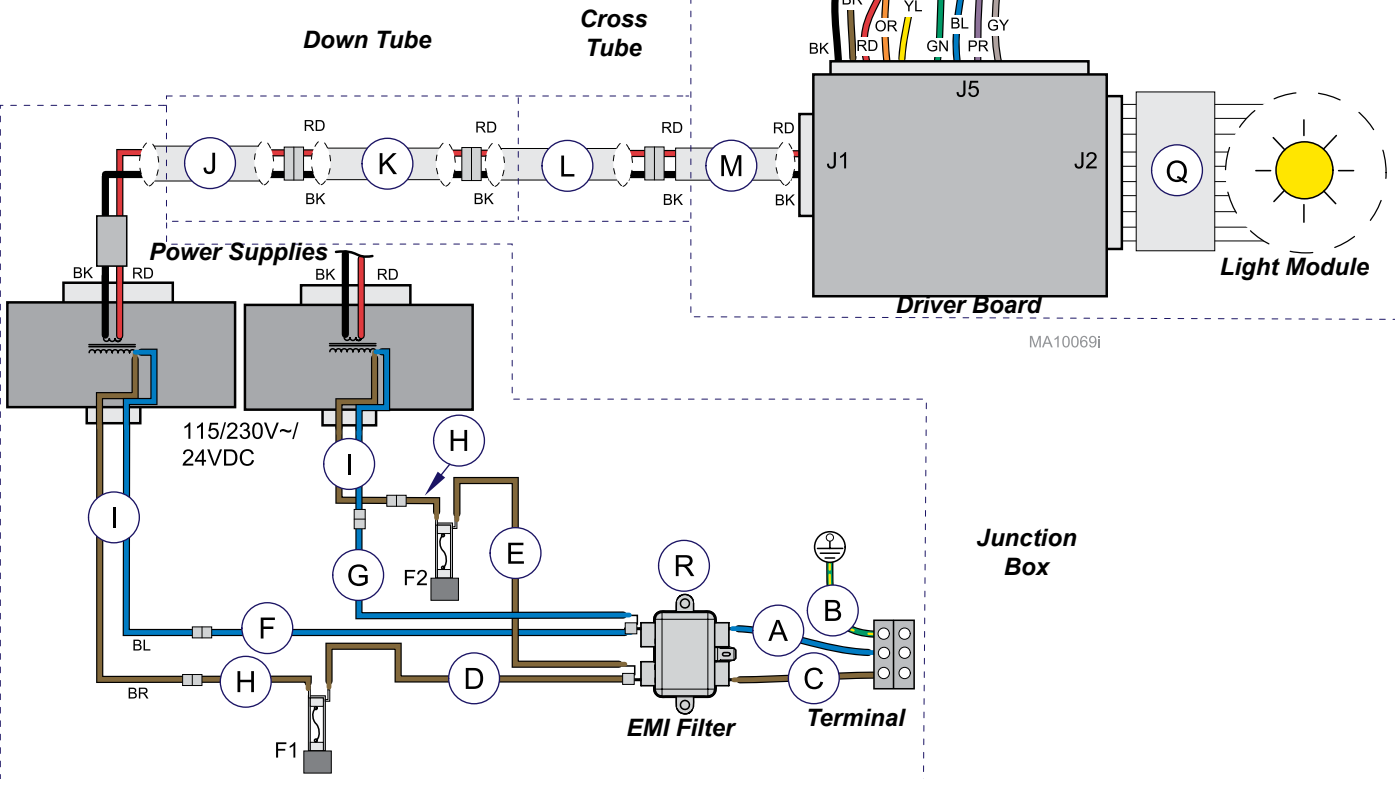
[Color Abbreviation Chart](#)

Model(s):	Mounting Style	Serial Numbers:
255 (-001 / -002; -021 / -022)	Ceiling (8 ft. / 9 ft. - Single)	All



Lighthouse

Note
Refer to quantities listed
(partially shown in graphic).



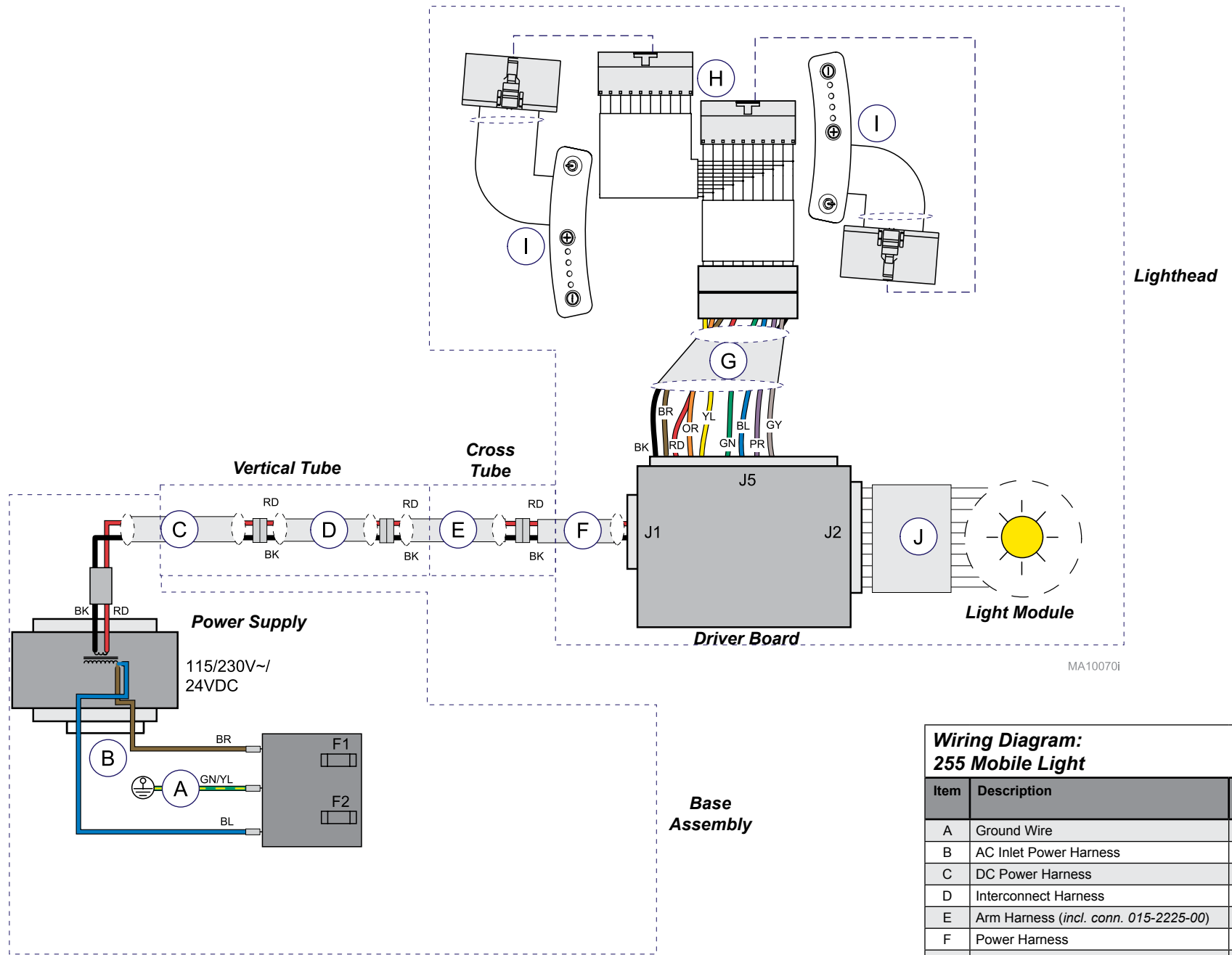
**Wiring Diagram:
255 Ceiling Mounted Light (Double)**

Item	Description	Part Number	Qty.
A	Blue Wire (between terminal & filter)	015-0737-47	1
B	Green/Yellow Wire (btw term. & filter)	015-0737-53	1
C	Brown Wire (between terminal & filter)	015-0737-50	1
D	Brown Wire (from filter)	015-0737-52	1
E	Brown Wire (off conn. from filter)	015-0737-51	1
F	Blue Wire (from filter)	015-0737-49	1
G	Blue Wire (off conn. from filter)	015-0737-48	1
H	Brown Wire	015-0737-46	2
I	AC Inlet Power Harness	015-3130-00	2
J	DC Power Harness	015-3131-00	2
K	Interconnect Harness		2
	for 8' ceiling	015-3367-00	
	for 9' ceiling	015-3367-01	
	for 10' ceiling	015-3367-02	
L	Arm Harness (incl. conn. 015-2225-00)	015-3318-00	2
M	Power Harness	015-3223-00	2
N	Keypad Harness	015-3256-00	2
O	Membrane Harness	015-3132-00	2
P	Membrane Switch		4
	for Ritter models	015-3152-00	
	for Midmark models	015-3459-00	
Q	Lighthouse Harness	015-3133-00	2
R	EMI Filter	015-3384-00	1

[Color Abbreviation Chart](#)

Model(s):	Mounting Style	Serial Numbers:
255 (-003 / -004; -023 / -024)	Ceiling (8 ft. / 9 ft - Double)	All

TP209 Rev. A

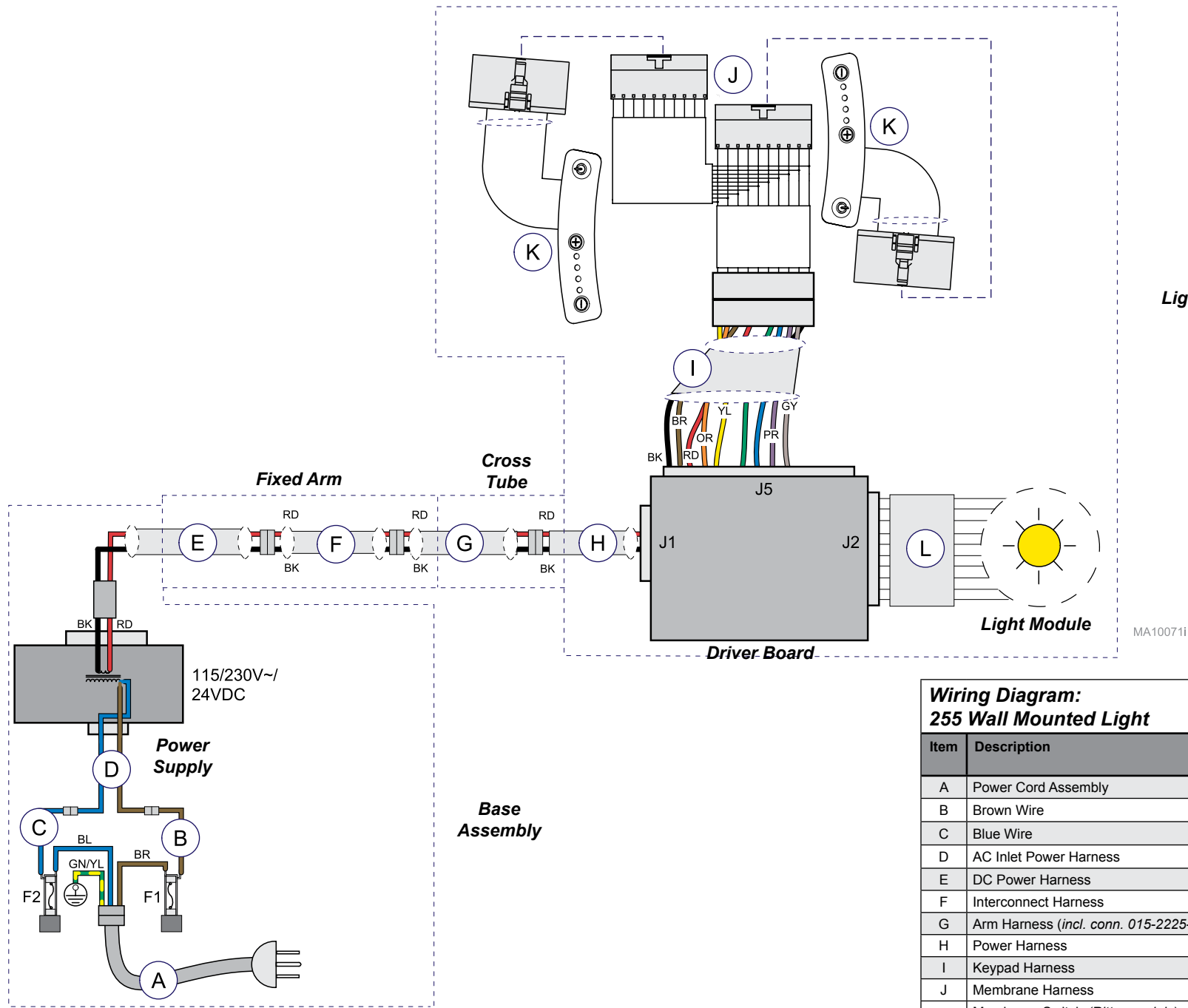


**Wiring Diagram:
255 Mobile Light**

Item	Description	Part Number
A	Ground Wire	015-1170-04
B	AC Inlet Power Harness	015-3130-00
C	DC Power Harness	015-3131-00
D	Interconnect Harness	015-3367-01
E	Arm Harness (incl. conn. 015-2225-00)	015-3318-00
F	Power Harness	015-3223-00
G	Keypad Harness	015-3256-00
H	Membrane Harness	015-3132-00
I	Membrane Switch (Ritter models)	015-3152-00
	Membrane Switch (Midmark models)	015-3459-00
J	Lighthouse Harness	015-3133-00

[Color Abbreviation Chart](#)

Model(s):	Mounting Style	Serial Numbers:
255 (-005 / -007 (w/o power cord); -025 / -027 (w/o power cord))	Mobile	All



MA100711







**Wiring Diagram:
255 Wall Mounted Light**

Item	Description	Part Number
A	Power Cord Assembly	002-1553-00
B	Brown Wire	015-0737-46
C	Blue Wire	015-0737-45
D	AC Inlet Power Harness	015-3130-01
E	DC Power Harness	015-3131-00
F	Interconnect Harness	015-3367-03
G	Arm Harness (incl. conn. 015-2225-00)	015-3318-00
H	Power Harness	015-3223-00
I	Keypad Harness	015-3256-00
J	Membrane Harness	015-3132-00
K	Membrane Switch (Ritter models)	015-3152-00
	Membrane Switch (Midmark models)	015-3459-00
L	Lighthouse Harness	015-3133-00

[Color Abbreviation Chart](#)

Model(s):	Mounting Style	Serial Numbers:
255 (-006; -026)	Wall	All

Color Abbreviation Chart

	Item	Color (English)	Farbe (Deutsch)	Couleur (Français - Europe)	Color (español europeo)	Colore (italiano)	Color (others)
	BK	Black	Schwarz	Noir	Negro	Nero	
	BL	Blue	Blau	Bleu	Azul	Blu	
	BR	Brown	Braun	Marron	Marrón	Marrone	
	CL	Clear	Durchsichtig	Incolore	Transparente	Trasparente	
	GN	Green	Grün	Vert	Verde	Verde	
	GY	Grey	Grau	Gris	Gris	Grigio	
	OR	Orange	Orange	Orange	Naranja	Arancione	
	PR	Purple	Purpur	Pourpre	Morado	Porpora	
	CL/PR	Clear Purple	Durchsichtig Purpur	Incolore Pourpre	Transparente Morado	Trasparente Porpora	
	RD	Red	Rot	Rouge	Rojo	Rosso	
	WH	White	Weiß	Blanc	Blanco	Bianco	
	YL	Yellow	Gelb	Jaune	Amarillo	Giallo	
	PK	Pink	Pink	Rose	Rosa	Rosa	
	TN	Tan	Hellbraun	Fauve	Marrón claro	Tanè (marrone scuro)	
	BK/WH	Black/White	Schwarz / Weiß	Noir / Blanc	Negro / Blanco	Bianco / Nero	
	BL/WH	Blue/White	Blau / Weiß	Bleu / Blanc	Azul / Blanco	Blu / Bianco	
	BR/WH	Brown/White	Braun / Weiß	Marron / Blanc	Marrón / Blanco	Marrone / Bianco	
	CL/BK	Clear / Black	Durchsichtig / Schwarz	Incolore / Noir	Transparente / Negro	Trasparente / Nero	
	GN/WH	Green / White	Grün / Weiß	Vert / Blanc	Verde / Blanco	Verde / Bianco	
	GN/YL	Green / Yellow	Grün / Gelb	Vert / Jaune	Verde / Amarillo	Verde / Giallo	
	OR/WH	Orange / White	Orange / Weiß	Orange / Blanc	Naranja / Blanco	Arancione / Bianco	
	PR/WH	Purple / White	Purpur / Weiß	Pourpre / Blanc	Morado / Blanco	Porpora / Bianco	
	RD/WH	Red / White	Rot / Weiß	Rouge / Blanc	Rojo / Blanco	Rosso / Bianco	
	VI/WH	Violet / White	Violett / Weiß	Violet / Blanc	Violeta / Blanco	Viola / Bianco	
	YL/WH	Yellow / White	Gelb / Weiß	Jaune / Blanc	Amarillo / Blanco	Giallo / Bianco	
	YL/GN	Yellow / Green	Gelb / Grün	Jaune / Vert	Amarillo / Verde	Giallo / Verde	
	YL/BK	Yellow / Black	Gelb / Schwarz	Jaune / Noir	Amarillo / Negro	Giallo / Nero	

TP209 Rev. A