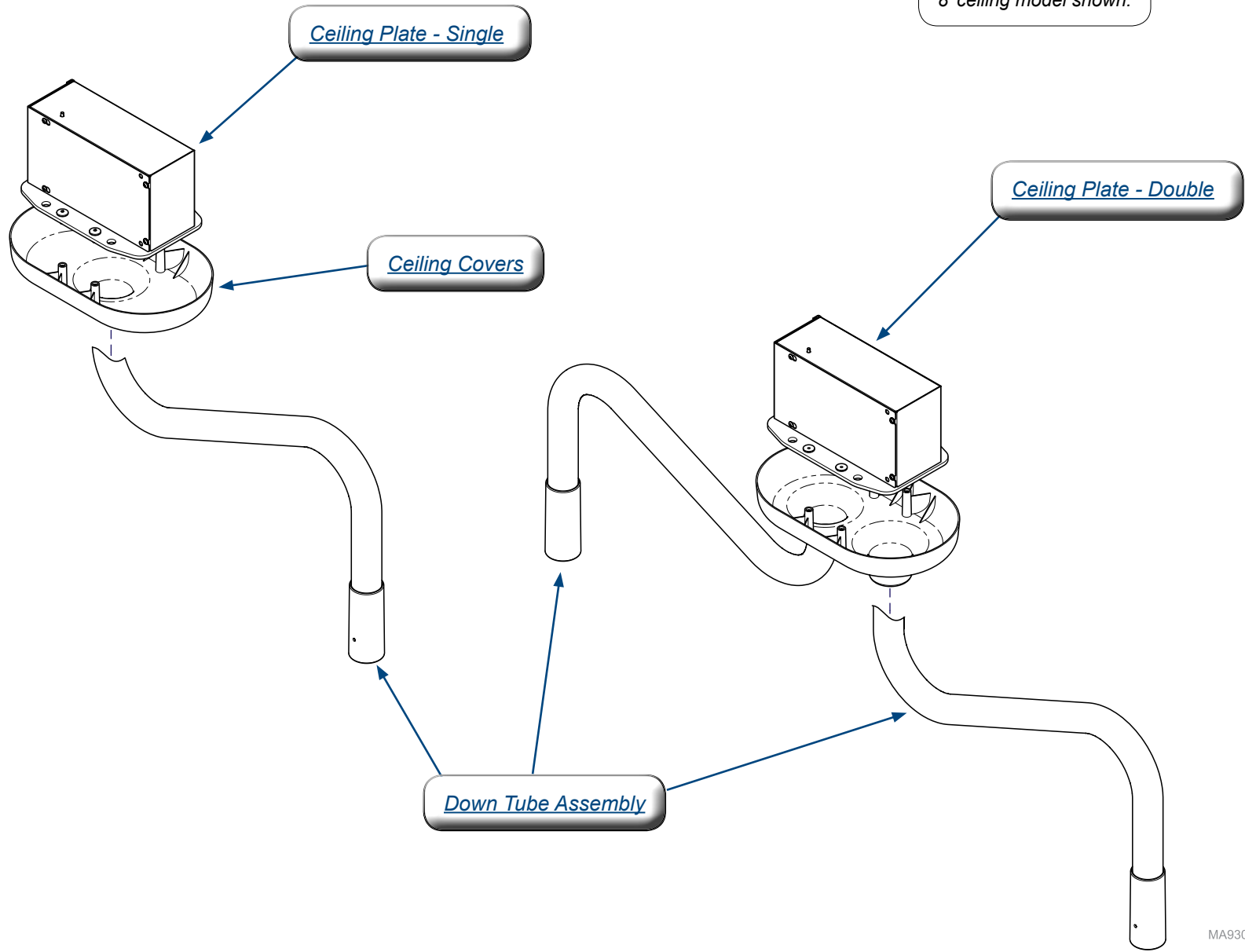


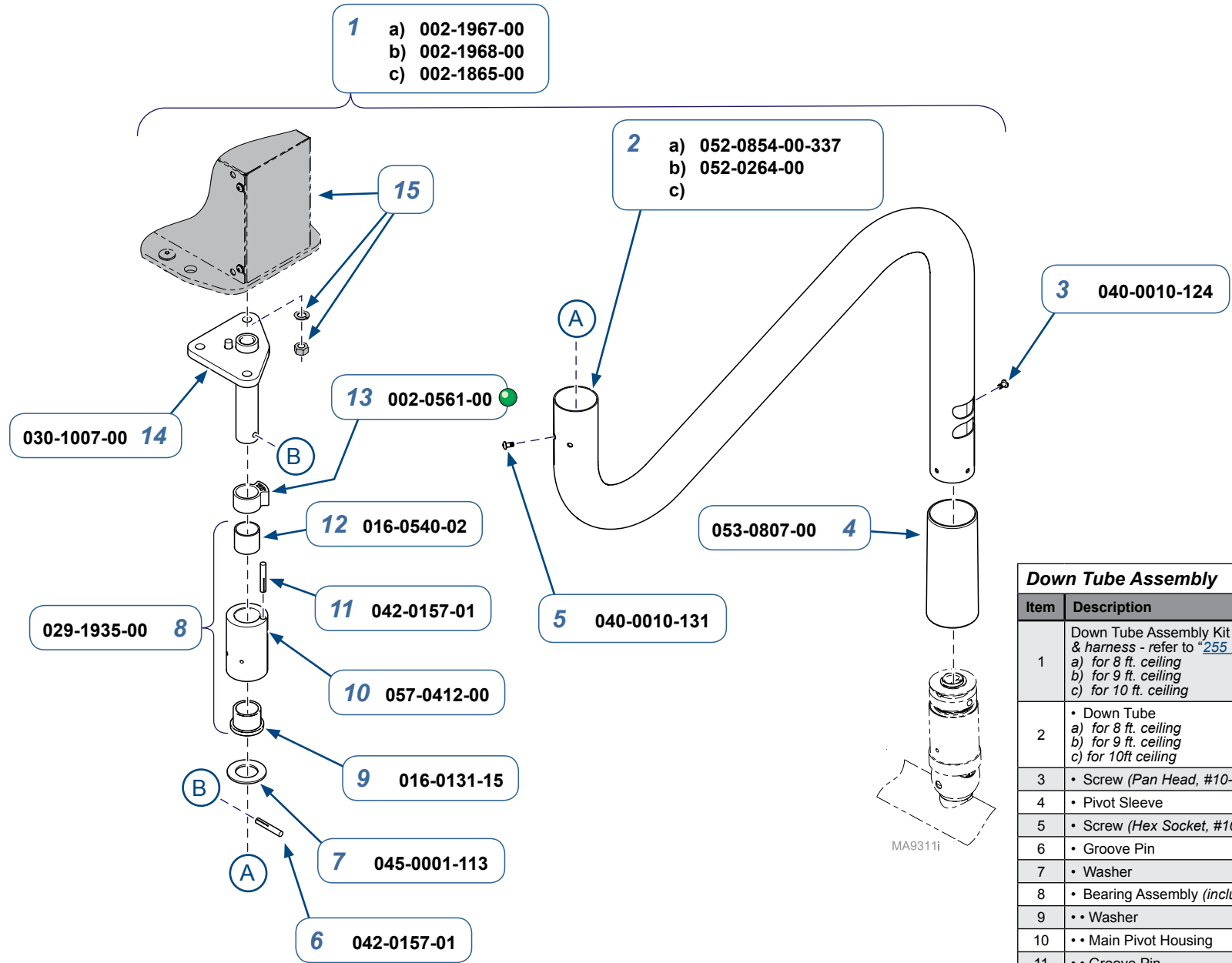
255 LED Ceiling Plate / Down Tube

Note
8' ceiling model shown.



MA9308i

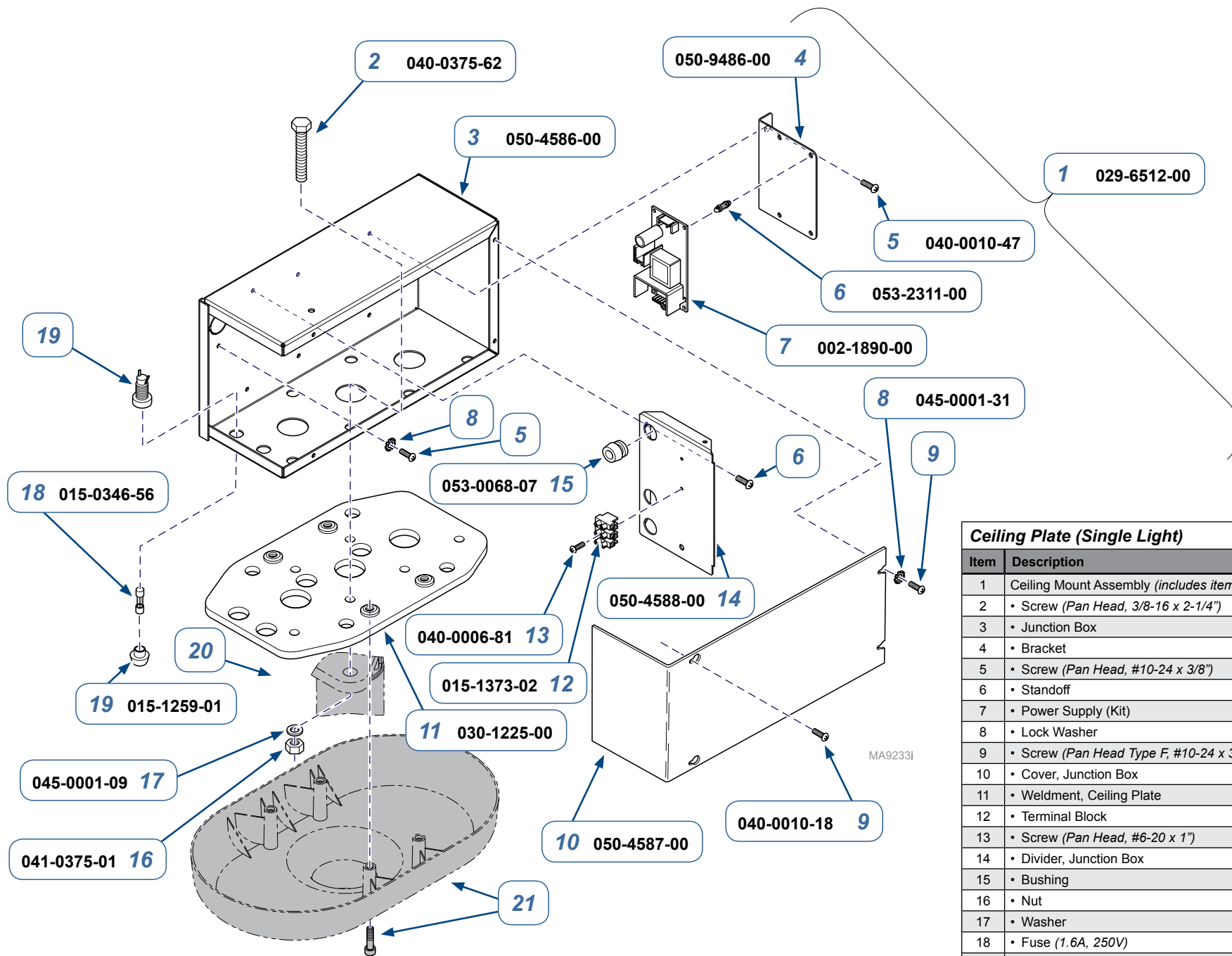
TP205 Rev. B



Down Tube Assembly		
Item	Description	Qty.
1	Down Tube Assembly Kit (includes Items 2, 5 -14 & harness - refer to "255 Wiring Diagrams"): a) for 8 ft. ceiling b) for 9 ft. ceiling c) for 10 ft. ceiling	1
2	• Down Tube a) for 8 ft. ceiling b) for 9 ft. ceiling c) for 10ft ceiling	1
3	• Screw (Pan Head, #10-24 x 3/8")	1
4	• Pivot Sleeve	1
5	• Screw (Hex Socket, #10-24 x 3/8")	2
6	• Groove Pin	1
7	• Washer	1
8	• Bearing Assembly (includes Items 6, 9 - 12)	1
9	• • Washer	1
10	• • Main Pivot Housing	1
11	• • Groove Pin	1
12	• • DX Bearing	1
13	• Main Pivot Stop Kit (includes Item 6)	1
14	• Main Shaft Weldment	1
15	Refer to: Ceiling Plate (Single or Double)	Ref

NSS = Not Sold Separately

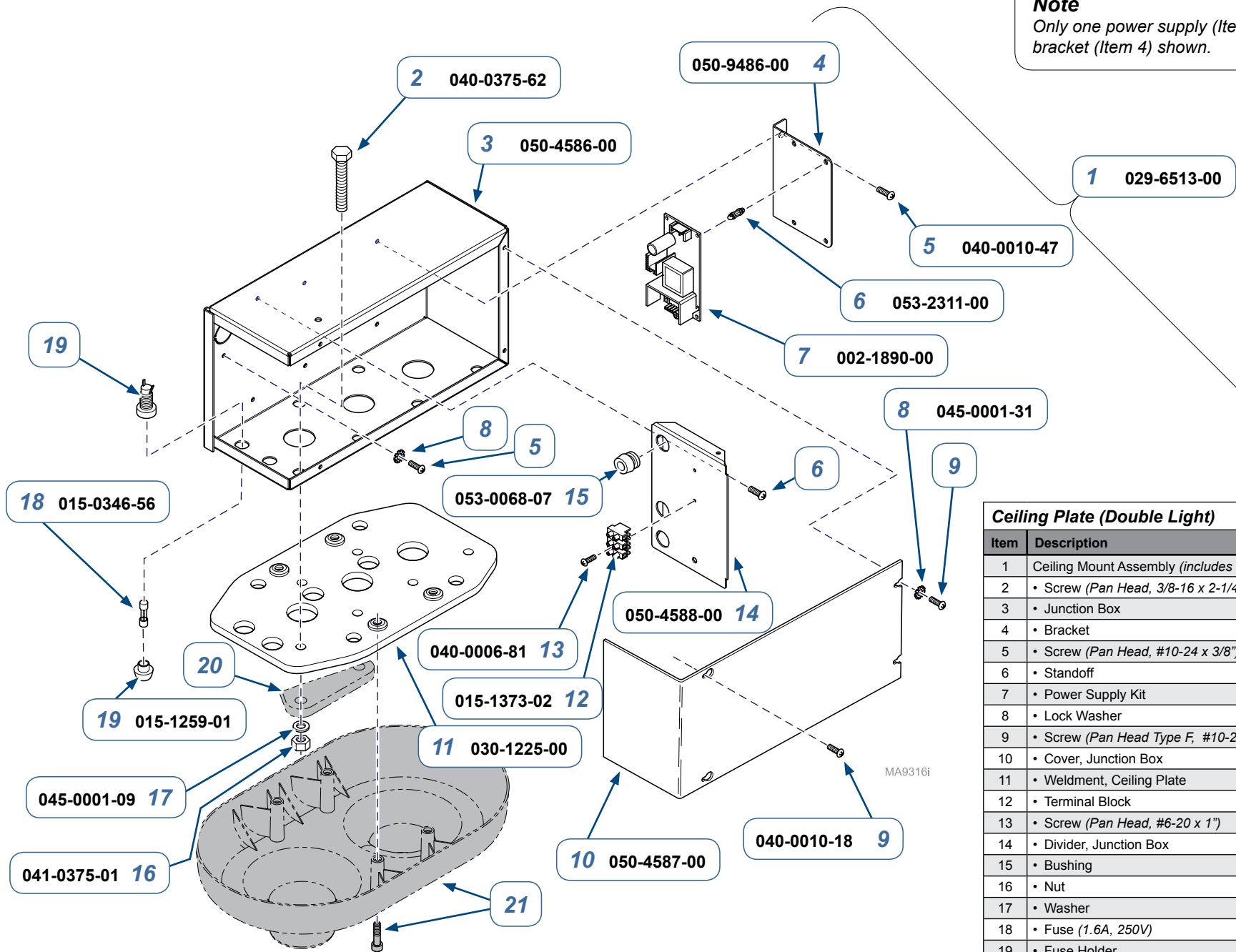
Page Applies To Model Numbers:	Serial Numbers:
255 (-001 to -004)	all



Ceiling Plate (Single Light)		
Item	Description	Qty.
1	Ceiling Mount Assembly (includes items 2 - 22)	1
2	• Screw (Pan Head, 3/8-16 x 2-1/4")	3
3	• Junction Box	1
4	• Bracket	1
5	• Screw (Pan Head, #10-24 x 3/8")	2
6	• Standoff	4
7	• Power Supply (Kit)	1
8	• Lock Washer	3
9	• Screw (Pan Head Type F, #10-24 x 3/8")	8
10	• Cover, Junction Box	1
11	• Weldment, Ceiling Plate	1
12	• Terminal Block	1
13	• Screw (Pan Head, #6-20 x 1")	1
14	• Divider, Junction Box	1
15	• Bushing	3
16	• Nut	3
17	• Washer	3
18	• Fuse (1.6A, 250V)	1
19	• Fuse Holder	1
20	Refer to: Down Tube Assembly	Ref
21	Refer to: Ceiling Covers	Ref
22	• Cable Tie (Not Shown)	1

Page Applies To Model Numbers:	Serial Numbers:
255 (-001 and -002)	all

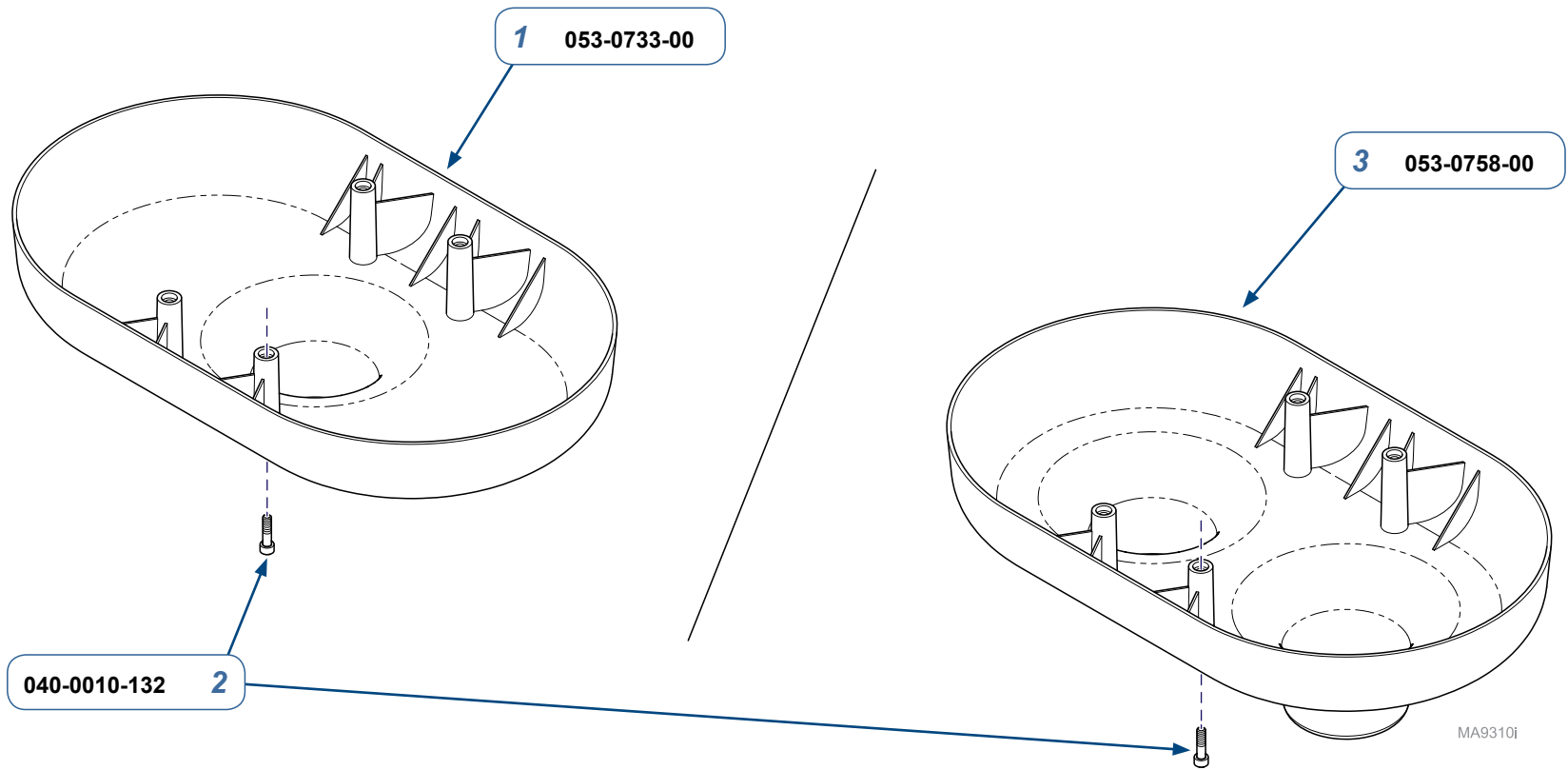
Note
Only one power supply (Item 7) and bracket (Item 4) shown.



Ceiling Plate (Double Light)		
Item	Description	Qty.
1	Ceiling Mount Assembly (includes items 2 - 22)	1
2	• Screw (Pan Head, 3/8-16 x 2-1/4")	6
3	• Junction Box	1
4	• Bracket	2
5	• Screw (Pan Head, #10-24 x 3/8")	4
6	• Standoff	8
7	• Power Supply Kit	2
8	• Lock Washer	3
9	• Screw (Pan Head Type F, #10-24 x 3/8")	8
10	• Cover, Junction Box	1
11	• Weldment, Ceiling Plate	1
12	• Terminal Block	1
13	• Screw (Pan Head, #6-20 x 1")	1
14	• Divider, Junction Box	1
15	• Bushing	3
16	• Nut	6
17	• Washer	6
18	• Fuse (1.6A, 250V)	2
19	• Fuse Holder	2
20	Refer to: Down Tube Assembly	Ref
21	Refer to: Ceiling Covers	Ref
22	• Cable Tie (Not Shown)	2

Page Applies To Model Numbers:	Serial Numbers:
255 (-003 and -004)	all

TP205 Rev. B



Page Applies To Model Numbers:	Serial Numbers:
255 (-001 to -004)	all

Ceiling Covers		
Item	Description	Qty.
1	Ceiling Cover (Single Light)	1
2	Screw	4
3	Ceiling Cover (Double Light)	1